

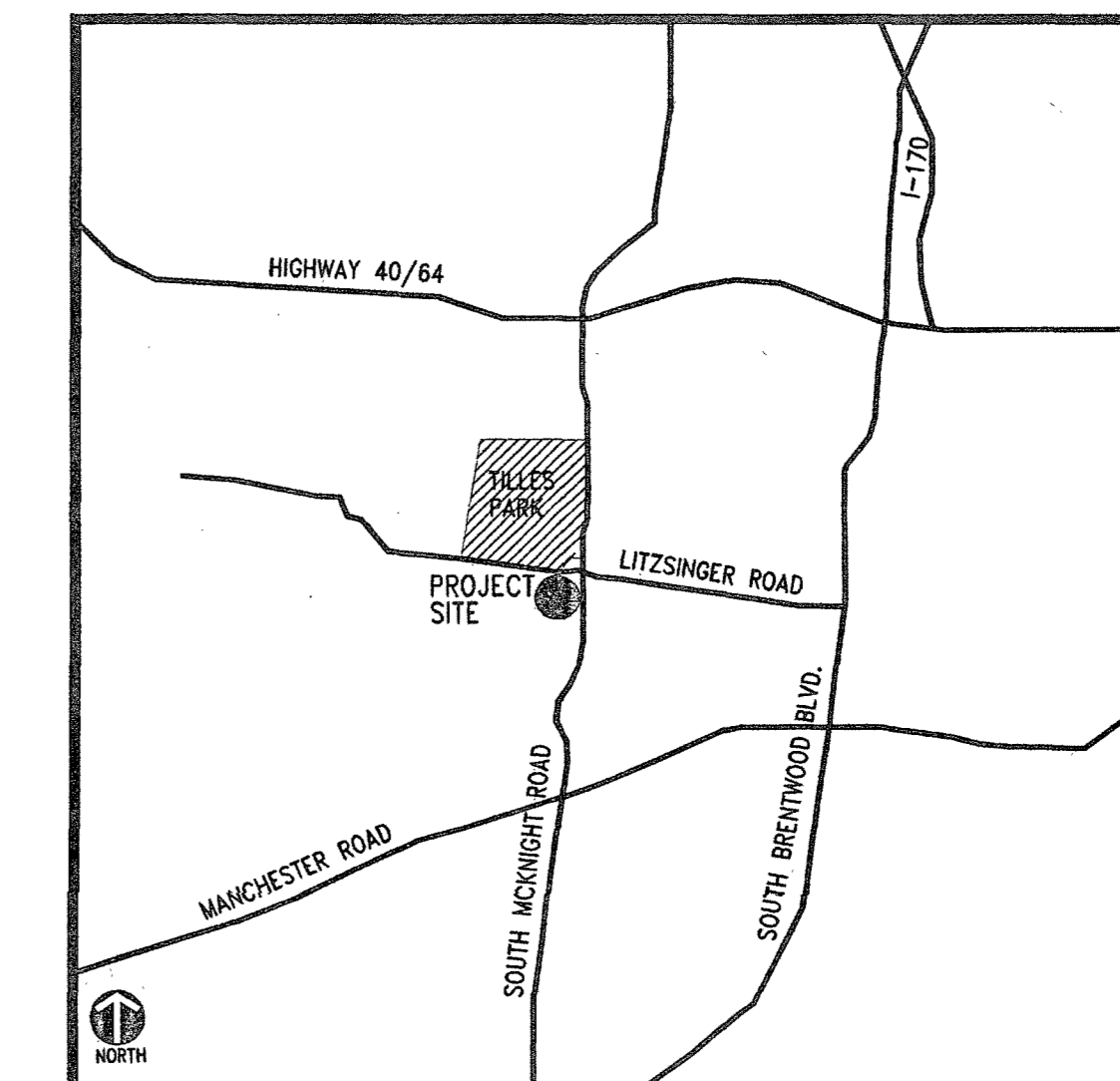
ADDITION AND RENOVATIONS TO :

McKnight Road Church of Christ



DRAWING INDEX :


- CS COVER SHEET
- 1/1 TOPOGRAPHICAL SURVEY
- C1 SITE DEMOLITION PLAN
- C2 SITE PLAN
- C3 SITE IMPROVEMENT PLAN
- C4 DRAINAGE AREA MAP
- C5 SITE PLAN DETAILS
- L1 LANDSCAPE PLAN
- L2 PLANT LIST/DETAILS
- A0.01 GENERAL INFORMATION
- A0.02 PARTITION TYPES & SECTIONS
- A0.03 LIFE SAFETY PLAN
- A2.00 NOT USED
- A2.01 FIRST FLOOR PLAN
- A2.02 SECOND FLOOR PLAN
- A2.03 ROOF PLAN / DETAILS
- A3.00 BUILDING DEMOLITION ELEVATIONS AND PLANS
- A3.01 BUILDING ELEVATIONS
- A3.02 BUILDING ELEVATIONS/SECTIONS
- A3.03 BUILDING SECTIONS
- A3.04 SECTION
- A3.05 NOT USED
- A3.06 NOT USED
- A4.01 ENLARGED PLANS
- A4.02 ENLARGED PLAN/TOILET ELEVATIONS
- A8.01 FIRST & SECOND FLOOR REFLECTED CEILING PLAN
- A8.02 NOT USED
- A8.01 WALL SECTIONS
- A8.02 DETAILS
- A8.03 DETAILS/SECTIONS
- A8.05 NOT USED
- A8.01 ROOM FINISH SCHEDULE
- A8.02 DOOR SCHEDULE
- S1.0 GENERAL INFORMATION
- S1.1 STRUCTURAL DETAILS (TYPICAL)
- S2.0 FOUNDATION/FIRST FLOOR PLAN
- S2.1 ROOF FRAMING PLAN
- S2.2 CANOPY AND ELEVATION PLAN
- S3.0 FOUNDATION DETAILS
- S4.0 FRAMING DETAILS
- S4.1 FRAMING DETAILS
- S4.2 FRAMING DETAILS
- S8.0 BRACE ELEVATIONS AND DETAILS
- F8.1 FOOD SERVICE EQUIPMENT PLAN & SCHEDULES
- F8.2 FOOD SERVICE EQUIPMENT PLAN & SCHEDULES
- MD1.1 MECHANICAL FIRST & SECOND FLOOR DEMOLITION PLAN
- M1.1 MECHANICAL FIRST FLOOR PLAN
- M2.1 MECHANICAL SECOND FLOOR PLAN
- M3.1 MECHANICAL ROOF PLAN
- M4.1 MECHANICAL SCHEDULES AND DETAILS
- PD1.1 PLUMBING FIRST & SECOND FLOOR DEMOLITION PLAN
- P1.1 PLUMBING FIRST FLOOR PLAN-WASTE AND VENT
- P1.2 PLUMBING FIRST FLOOR PLAN- DOMESTIC WATER
- P3.1 PLUMBING FIXTURE SCHEDULES
- ED1.1 ELECTRICAL FIRST & SECOND FLOOR DEMOLITION PLAN-LIGHTING
- E0.1 ELECTRICAL SITE PLAN
- E1.1 ELECTRICAL FIRST FLOOR PLAN- LIGHTING
- E1.2 CANOPY PLAN-LIGHTING
- E1.3 ELECTRICAL FIRST FLOOR PLAN-POWER AND SYSTEMS
- E2.1 RISER AND SCHEDULES
- E3.0 PANEL SCHEDULES-ENLARGED KITCHEN PLAN
- E3.1 MOTOR & EQUIPMENT SCHEDULES & DIAGRAMS



SITE LOCATION MAP:
NTS

#2

CONSTRUCTION/BID DRAWINGS



**Fletcher ::
Architects, Inc.**

ARCHITECTURE • PLANNING • INTERIORS
1906 NORTH SIGNAL HILLS DRIVE
KIRKWOOD, MO 63122
TEL. (314) 965-6333
FAX. (314) 965-8997
info@fletcher-architects.com

CONSULTANTS

CIVIL ENGINEER:
FRONTIAC ENGR. GROUP, INC.
16 BURNEN DR.
ST. LOUIS, MO 63143
PHONE (314) 844-2200
FAX (314) 844-0848

STRUCT. ENGINEER:
ABS CONSULTING
948 LACROIX HILLS PARKWAY
ST. LOUIS, MO 63148
PHONE (314) 884-7007
FAX (314) 884-0722

M.E.P. ENGINEER:
860 ENGINEERING
560 SPIRIT OF ST. LOUIS BLVD.
CHESTERFIELD, MO 63006
PHONE (636) 880-7770
FAX (636) 880-7877

HARDWARE CONSULTANT
876
5886 PIERRE CT.
ST. LOUIS, MO 63128
PHONE (314) 487-7778
FAX (314) 842-2242

KITCHEN CONSULTANTS
THE GIBBER GROUP
8601 WATSON ROAD
ST. LOUIS, MO 63189
PHONE (314) 846-2887
FAX (314) 846-8208

LANDSCAPE ARCHITECT
AUSTIN TAO AND ASSOC.
2101 LOCUST, 2ND. FLOOR
ST. LOUIS, MO 63108
PHONE (314) 438-9898
FAX (314) 438-9130

INTERIOR DESIGN
OTYOLEK DESIGN ASSOC.
124 WEST JEFFERSON
KIRKWOOD, MO 63122
PHONE (314) 808-9506
FAX (314) 808-9506

PROJECT:
ADDITION AND RENOVATIONS TO
McKnight Road
Church of Christ
2515 SOUTH MCKNIGHT ROAD
ST. LOUIS, MO 63124

THE SEAL AND SIGNATURES APPLY ONLY TO THE DOCUMENTS TO WHICH THEY ARE AFFIXED, AND WE EXPRESSLY DISCLAIM ANY RESPONSIBILITY FOR ALL OTHER PLANS, SPECIFICATIONS, ESTIMATES, REPORTS OR INSTRUMENTS OF SERVICE THE PREPARED OR INTRODUCED TO BE USED FOR ANY PART OR PARTS OF THE PROJECT.

COPYRIGHT 2002 FLETCHER ARCHITECTS, INC.

NO.	DATE	REVISIONS
	05/00/01	ADDENDUM #0

PROJECT NO. 01403 SHEET NO. CS
DRAWN BY: SER
CHECKED BY: MEF
DATE: NOVEMBER 1, 2002

CONSTRUCTION/BID DRAWINGS

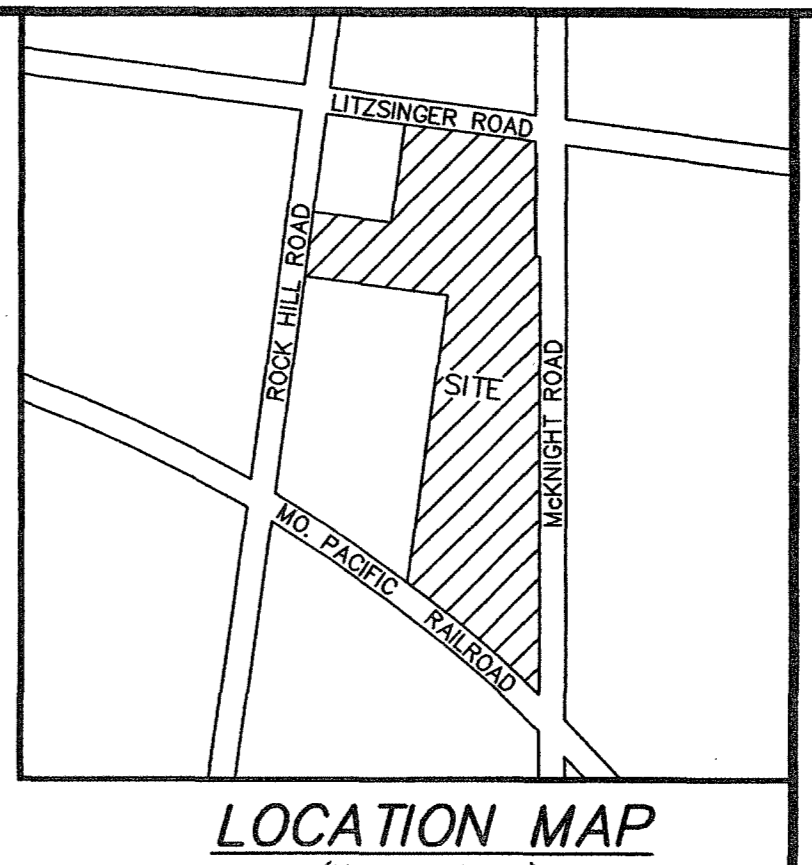
LEGEND

● IRON PIN FOUND	○ IRON PIN SET
■ CONC. MON. FOUND	□ CONC. MON. SET
▲ PK NAIL FOUND	○ PK NAIL SET
◆ CHISELED "X" FOUND	□ CHISELED "X" SET
▲ STONE FOUND	○ ANCHOR FOUND
■ FENCE POST (R)RECORD	○ OLD REBAR FOUND (M)MEASURED

EXISTING STRUCTURE	PROPERTY LINE
CONCRETE	CENTERLINE
ASPHALT	FLOWLINE
GRAVEL	RIGHT OF WAY
WATER SERVICE	PLAT BOOK
ELECTRIC SERVICE	DEED BOOK
GAS SERVICE	TO BE REMOVED
TELEPHONE SERVICE	USE IN PLACE
EX. SANITARY SEWER	CLEANOUT
EX. STORM SEWER	DOWNSPOUT
PROPOSED SANITARY SEWER	EDGE OF PAVEMENT
PROPOSED STORM SEWER	FINISHED FLOOR
EXISTING CONTOUR	FINISHED GRADE
PROPOSED CONTOUR	GUTTERLINE
EXISTING ELEVATION	TOP OF CURB
PROPOSED ELEVATION	TOP OF PAVEMENT
POWER POLE	TOP OF WALK
QUI WIRE	AREA INLET
LIGHT STANDARD	GRATE INLET
WATER METER	CURB INLET
WATER VALVE	TOP OF BANK
FIRE HYDRANT	TOP OF SLOPE
GAS METER	TOP OF ISLAND
GRATED INLET	TOP OF GRADE
CURB/AREA INLET	MANHOLE
MANHOLE	CORRUGATED METAL PIPE
SIGN	POLYETHYLENE GLYCOL PIPE
SPRINKLER HEAD	REINFORCED CONCRETE PIPE
SPRINKLER CONTROL BOX	BOTTOM OF WALL
DOORWAY ENTRANCE	TOP OF ISLAND
DIRECTION OF TRAFFIC	TOP OF GRADE
PIPE BOLLARD	CANOPY CLEARANCE
MAIL BOX	EXISTING

TOPOGRAPHIC SURVEY

PART OF LOT 9 OF THE CHARLEVILLE FARM IN U.S. SURVEY 1930 TOWNSHIP 45 NORTH RANGE 6 EAST ST. LOUIS COUNTY, MISSOURI



ORIGINAL TRACT

PROPERTY DESCRIPTION

ORIGINAL TRACT PART OF LOT 9 OF THE CHARLEVILLE FARM IN U.S. SURVEY 1930 TOWNSHIP 45 NORTH RANGE 6 EAST AND DESCRIBED AS FOLLOWS: TO WET BEGINNING AT AN IRON PIPE SET AT THE INTERSECTION OF THE SOUTH LINE OF LITZINGER ROAD AND THE WESTERN LINE OF PROPERTY CONVEYED TO THE COUNTY OF ST. LOUIS, FOR THE ESTABLISHMENT OF MCKNIGHT ROAD, BY DEED RECORDED IN BOOK 4271 PAGE 429, THENCE FOLLOWING THE SOUTHWEST, WESTERN AND SOUTHERN LINES OF SAID PROPERTY CONVEYED TO THE COUNTY OF ST. LOUIS, THE FOLLOWING COURSES AND DISTANCES: SOUTH 45 DEGREES 14 MINUTES EAST 46.87 FEET, SOUTH 00 DEGREES 14 MINUTES EAST 130 FEET, NORTH 89 DEGREES 46 MINUTES EAST, 5 FEET, SOUTH 00 DEGREES 14 MINUTES EAST, 565 FEET, SOUTH 89 DEGREES 46 MINUTES WEST 25.17 FEET TO AN IRON PIPE SET IN THE NORTHEAST LINE OF THE MISSOURI PACIFIC RAILROAD RIGHT OF WAY, THENCE NORTHWEST ALONG THE NORTHEAST LINE OF SAID RAILROAD RIGHT OF WAY ALONG A CURVE TO THE LEFT HAVING A RADIUS OF 1930.08 FEET A DISTANCE 204.40 FEET TO AN IRON PIPE SET IN THE EAST LINE OF EAST PARKLANE, A SUBDIVISION, ACCORDING TO PLAT THEREOF RECORDED IN PLAT BOOK 55 PAGE 43, OF THE ST. LOUIS COUNTY RECORDS; THENCE NORTH 7 DEGREES 29 1/3 MINUTES EAST 630.73 FEET ALONG THE EAST LINE OF SAID SUBDIVISION TO AN IRON PIPE SET IN THE SOUTH LINE OF LITZINGER ROAD; THENCE SOUTH 82 DEGREES 50 MINUTES EAST ALONG THE SOUTH LINE OF SAID ROAD, 59.70 FEET TO THE POINT OF BEGINNING, ACCORDING TO A SURVEY THEREOF EXECUTED BY CLAYTON SURVEYING AND ENGINEERING COMPANY DURING THE MONTH OF OCTOBER, 1963.

ORIGINAL TRACT TOTAL AREA

98,629 SQUARE FEET OR 2.28 ACRES

ADJUSTED TRACT

PROPERTY DESCRIPTION

ADJUSTED TRACT: PART OF LOT 9 OF THE CHARLEVILLE FARM IN U.S. SURVEY 1930 TOWNSHIP 45 NORTH RANGE 6 EAST AND DESCRIBED AS FOLLOWS: BEGINNING AT AN IRON PIPE SET AT THE INTERSECTION OF THE SOUTH LINE OF LITZINGER ROAD AND THE WESTERN LINE OF PROPERTY CONVEYED TO THE COUNTY OF ST. LOUIS, FOR THE ESTABLISHMENT OF MCKNIGHT ROAD, BY DEED RECORDED IN BOOK 4271 PAGE 429, THENCE SOUTH 44 DEGREES 48 MINUTES 20 SECONDS EAST, A DISTANCE OF 46.78 FEET TO A POINT; THENCE SOUTH 00 DEGREES 11 MINUTES 40 SECONDS WEST, A DISTANCE OF 130.00 FEET TO A POINT; THENCE SOUTH 89 DEGREES 48 MINUTES 20 SECONDS EAST, A DISTANCE OF 5.00 FEET TO A POINT; THENCE SOUTH 00 DEGREES 11 MINUTES 40 SECONDS WEST, A DISTANCE OF 585.00 FEET TO POINT; THENCE NORTH 89 DEGREES 48 MINUTES 20 SECONDS WEST, A DISTANCE OF 222.50 FEET TO A POINT ON THE NORTHERN LINE OF MISSOURI PACIFIC RAILROAD; THENCE ALONG SAID RAILROAD ON A CURVE TO THE LEFT HAVING A RADIUS OF 1930.08 FEET, A CHORD WHICH BEARS NORTH 49 DEGREES 59 MINUTES 24 SECONDS WEST, A CHORD DISTANCE OF 224.30, A LENGTH OF 222.60 FEET TO A POINT ON THE EAST LINE OF ROCK HILL (40' W) ROAD, SAID POINT ALSO BEING THE SOUTHWEST CORNER OF SAID LOT 6; THENCE LEAVING SAID RAILROAD AND ALONG SAID EAST LINE OF ROCK HILL (40' W) ROAD, NORTH 07 DEGREES 55 MINUTES 00 SECONDS EAST, A DISTANCE OF 65.30 FEET TO A POINT BEING THE SOUTHWEST CORNER OF LOT 6 OF SAID EAST PARKLANE SUBDIVISION; THENCE LEAVING SAID EAST LINE OF ROCK HILL (40' W) ROAD, SOUTH 82 DEGREES 21 MINUTES 00 SECONDS EAST, A DISTANCE OF 200.00 FEET TO A POINT BEING THE SOUTHWEST CORNER OF SAID LOT 6; THENCE NORTH 07 DEGREES 55 MINUTES 00 SECONDS EAST, A DISTANCE OF 80.00 FEET TO A POINT BEING THE NORTHEAST CORNER OF SAID LOT 6; THENCE NORTH 82 DEGREES 21 MINUTES 00 SECONDS WEST, A DISTANCE OF 200.00 FEET TO A POINT ON SAID EAST LINE OF ROCK HILL (40' W) ROAD; THENCE ALONG SAID EAST LINE OF ROCK HILL (40' W) ROAD NORTH 07 DEGREES 55 MINUTES 00 SECONDS EAST, A DISTANCE OF 80.00 FEET TO POINT BEING SOUTHWEST CORNER OF LOT 2 OF SAID EAST PARKLANE SUBDIVISION; THENCE LEAVING SAID EAST LINE OF ROCK HILL (40' W) ROAD SOUTH 82 DEGREES 21 MINUTES 00 SECONDS EAST, A DISTANCE OF 110.00 FEET TO A POINT BEING THE SOUTHEAST CORNER OF SAID LOT 2; THENCE NORTH 07 DEGREES 55 MINUTES 00 SECONDS EAST, A DISTANCE OF 137.00 FEET TO A POINT ON THE SOUTH LINE OF LITZINGER (40' W) ROAD; THENCE ALONG SAID SOUTH LINE OF LITZINGER (40' W) ROAD SOUTH 82 DEGREES 21 MINUTES 00 SECONDS EAST, A DISTANCE OF 149.78 FEET TO THE POINT OF BEGINNING.

ADJUSTED TRACT TOTAL AREA

167,431 SQUARE FEET OR 3.84 ACRES

BENCHMARK INFORMATION

- 14-359 493.09 - "1" ON THE NORTHEAST CORNER AT THE NORTH END OF A RETAINING WALL AT THE CHURCH OF CHRIST, 50' WEST OF THE CENTERLINE OF MCKNIGHT ROAD AND 200' SOUTH OF THE CENTERLINE OF LITZINGER ROAD.
- 14-31 507.30 - RM 416 FEMA PANEL 301; "50" ON SOUTHEAST CORNER OF THERO CONCRETE STEP ON SOUTH SIDE OF FRONT YARD ENTRANCE TO HOUSE AT #101 N. ROCK HILL ROAD.

BASE FLOOD ELEVATION

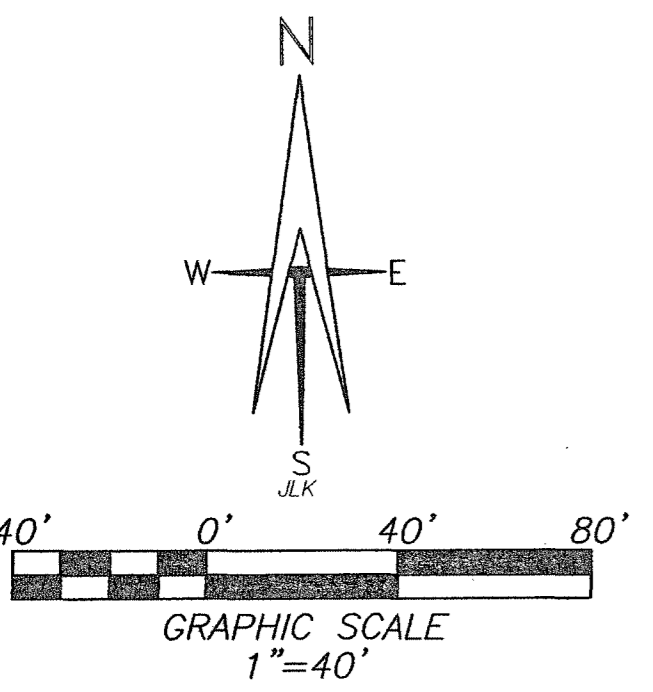
--- 471 --- BASE FLOOD ELEVATION LINE; ELEVATION IN FEET

BASIS OF BEARING

BEARINGS ARE BASED ON THE EASTERN LINE OF ROCK HILL (40' W) ROAD OF EAST PARKLANE AS RECORDED IN PLAT BOOK 55, PAGE 43 OF THE ST. LOUIS COUNTY, MISSOURI RECORDS, SAID BEARING BEING NORTH 07 DEGREES 55 MINUTES 00 SECONDS EAST.

GENERAL NOTES

- 1. BUILDING LINES AND SETBACKS ARE FROM EAST PARKLANE AS RECORDED IN PLAT BOOK 55, PAGE 43 OF THE ST. LOUIS COUNTY, MISSOURI RECORDS AND ZONING ORDINANCES OF THE CITY OF LADE, MISSOURI.



NOTE: IT IS NOT WARRANTED THAT THIS PLAT CONTAINS COMPLETE INFORMATION REGARDING EASEMENTS, RESERVATIONS, RIGHTS OF WAY, BUILDING LINES, AND OTHER ENCUMBRANCES. FOR COMPLETE INFORMATION, A TITLE OPINION OR COMMITMENT FOR TITLE INSURANCE SHOULD BE OBTAINED.

TOPOGRAPHIC SURVEY OF CHRIST MCKNIGHT ROAD CHURCH OF CHRIST ST. LOUIS, MO. 63124

Client: MCKNIGHT ROAD CHURCH OF CHRIST
LARRY YORK CHAIRMAN BUILDING COMMITTEE
2515 SOUTH MCKNIGHT ROAD
ST. LOUIS, MO. 63124



SHERRILL ASSOCIATES
Consulting Engineers and Land Surveyors
In Missouri:
2727 Telegraph Road
St. Louis, MO 63129
Ph: (314) 487-5900
Fax: (314) 487-3365
In Illinois:
#20 Edwardsville Professional Park Suite C
Edwardsville IL 62025
E-Mail: Sherrill@ms.com
Corporate Web Site: www.SherrillAssoc.com

DISCLAIMER OF RESPONSIBILITY
I hereby specify that the documents intended to be authenticated by my seal are limited to this sheet, and I hereby disclaim any responsibility for all other Drawings, Specifications, Estimates, Reports or other Documents or Instruments relating to or intended to be used for any part or parts of the engineering project or survey.

NO.	DATE	REVISION

PROJECT NO.	23797
DRAWN	JLK
CHECKED	JLW
DATE	3/25/2002
SHEET 1 OF 1	

Fletcher Architects, Inc.


ARCHITECTURE ■ PLANNING ■ INTERIORS
1906 NORTH SIGNAL HILLS DRIVE
KIRKWOOD, MO. 63122
TEL. (314) 965-6333
FAX. (314) 965-8997
INFO@FLETCHER-ARCHITECTS.COM

CONSULTANTS

- CIVIL ENGINEER:**
FRONTIERS ENGR. GROUP, INC.
18 SHANNEN DR.
ST. LOUIS, MO 63143
PHONE (314) 844-2280
FAX. (314) 844-0845
- STRUCT. ENGINEER:**
ABS CONSULTING
1848 LACKLAND HILLS PARKWAY
ST. LOUIS, MO 63146
PHONE (314) 984-7007
FAX. (314) 984-0722
- M.E.P. ENGINEER:**
650 SPRIT OF ST. LOUIS BLVD.
CHESTERTFIELD, MO 63006
PHONE (636) 984-7770
FAX. (636) 930-7877
- HARDWARE CONSULTANT**
870
6556 PIERRE CT.
ST. LOUIS, MO 63128
PHONE (314) 487-7778
FAX. (314) 842-2842
- KITCHEN CONSULTANTS**
THE DESIGN GROUP
3501 WATSON ROAD
ST. LOUIS, MO 63116
PHONE (314) 846-2887
FAX. (314) 846-8958
- LANDSCAPE ARCHITECT**
AUSTIN TACO AND ASSOC.
207 LOCUST, 2ND FLOOR
ST. LOUIS, MO 63103
PHONE (314) 459-3608
FAX. (314) 489-8809
- INTERIOR DESIGN**
OTOLELL DESIGN ASSOC.
124 WEST WASHINGTON
KIRKWOOD, MO 63122
PHONE (314) 509-9008
FAX. (314) 509-9008

ADDITION AND RENOVATIONS TO
McKnight Road
Church of Christ
2515 SOUTH MCKNIGHT ROAD
ST. LOUIS, MO 63124

PROJECT NO.	01403	SHEET NO.	1/1
DRAWN BY:	SEK	CHECKED BY:	MEF
DATE:	NOVEMBER 1, 2002	CONSTRUCTION/BID DRAWINGS	



Fletcher
Architects, Inc.

ARCHITECTURE • PLANNING • INTERIORS
1000 W. WILSON DRIVE
KIRKWOOD, MO 63122
TEL: (314) 955-6333
FAX: (314) 955-6334
INFO@FLETCHERARCHITECTS.COM

CONSULTANTS

CIVIL ENGINEER:
PROTECH ENGINEERING GROUP, INC.
1000 W. WILSON DRIVE
KIRKWOOD, MO 63122
TEL: (314) 955-6333
FAX: (314) 955-6334

STRUCT. ENGINEER:
HALL AND PARTNER ARCHITECTS
1000 W. WILSON DRIVE
KIRKWOOD, MO 63122
TEL: (314) 955-6333
FAX: (314) 955-6334

M.E.P. ENGINEER:
M.E.P. ENGINEERS
1000 W. WILSON DRIVE
KIRKWOOD, MO 63122
TEL: (314) 955-6333
FAX: (314) 955-6334

HARDWARE CONSULTANT:
HARDWARE CONSULTANT
1000 W. WILSON DRIVE
KIRKWOOD, MO 63122
TEL: (314) 955-6333
FAX: (314) 955-6334

KITCHEN CONSULTANTS:
KITCHEN CONSULTANTS
1000 W. WILSON DRIVE
KIRKWOOD, MO 63122
TEL: (314) 955-6333
FAX: (314) 955-6334

LANDSCAPE ARCHITECT:
LANDSCAPE ARCHITECT
1000 W. WILSON DRIVE
KIRKWOOD, MO 63122
TEL: (314) 955-6333
FAX: (314) 955-6334

PROJECT:
ADDITION AND RENOVATIONS TO
Church of Christ
Mcknight Road
2515 SOUTH MCKNIGHT ROAD
ST. LOUIS, MO 63124

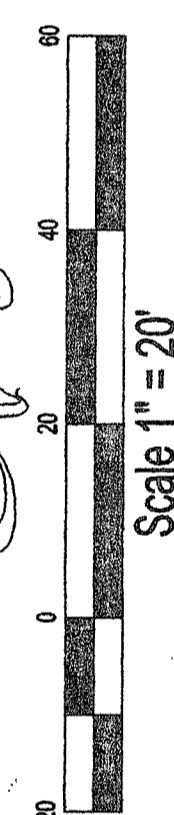
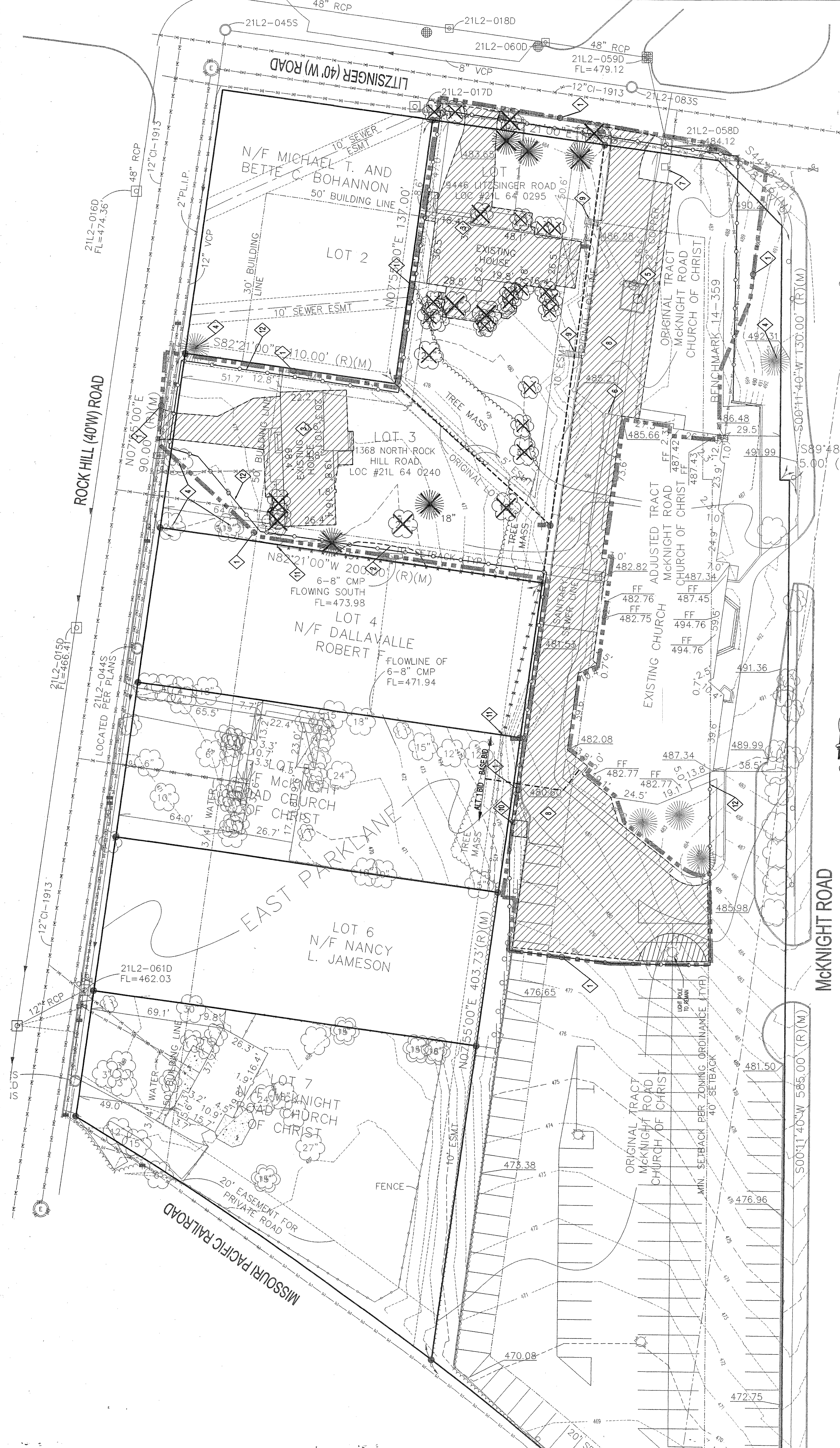
THE DRAWING HAS BEEN PREPARED BY A LICENSED PROFESSIONAL ENGINEER, ARCHITECT, OR SURVEYOR. THE ENGINEER, ARCHITECT, OR SURVEYOR HAS REVIEWED THE DRAWING AND HAS FOUND IT TO BE IN ACCORDANCE WITH THE REQUIREMENTS OF THE PROFESSIONAL SEAL AND THE BOARD OF PROFESSIONAL ENGINEERS, ARCHITECTS, AND SURVEYORS OF THE STATE OF MISSOURI. THE ENGINEER, ARCHITECT, OR SURVEYOR HAS REVIEWED THE DRAWING AND HAS FOUND IT TO BE IN ACCORDANCE WITH THE REQUIREMENTS OF THE PROFESSIONAL SEAL AND THE BOARD OF PROFESSIONAL ENGINEERS, ARCHITECTS, AND SURVEYORS OF THE STATE OF MISSOURI.

DATE: 02/02/01
NO. 020201
REVISIONS:
NO. DATE DESCRIPTION

PROJECT NO. 0113421
DRAWN BY: A.C.P.
CHECKED BY: S.R.H.
DATE: NOVEMBER 1, 2002

SHEET NO. **C1**

CONSTRUCTION/BID DRAWINGS



DEMOLITION KEY NOTES:

- LIMITS OF SITE DEMOLITION WORK. ALL TREES, VEGETATION & PAVEMENT, BUILDINGS AND IMPROVEMENTS WITHIN THE LIMITS T.B.E. UNLESS NOTED OTHERWISE.
- INSTALL SAFETY CONTROL FENCE PRIOR TO ANY REMOVAL OR GRADING.
- REMOVE EXISTING STRUCTURES AND ALL RELATED IMPROVEMENTS, AND DISPOSE OF WASTE MATERIALS OFF SITE. ABANDON ALL EXISTING UTILITY SERVICES, AND DESTROY PMS, IN ACCORDANCE WITH THE RESPECTIVE UTILITY'S INSTRUCTIONS.
- TREE TO BE PROTECTED AND SAVED.
- EXISTING LIGHT T.E.B.
- EXISTING SANITARY LATERAL TO BE DISCONNECTED AND TIED INTO NEW SANITARY LATERAL WHEN IT IS COMPLETED. REMOVE EXISTING LATERAL BELOW PROPOSED BUILDING, ABANDON IN PLACE OTHERWISE DESTROY. CONTRACTOR TO MAINTAIN SANITARY SERVICE TO EXISTING BLDG. @ ALL TIMES.
- REBUILD EXISTING WATER METER BOX @ PROPOSED GRADES.
- REMOVE AND DISPOSE OF OFF SITE, EXISTING PAVING. COORDINATE WITH OWNER THE LIMITS OF REMOVAL TO MINIMIZE THE IMPACT TO BUILDING ACCESS.
- EXISTING STAIRS T.B.E.
- REMOVE EXISTING 6" WOOD FENCE (TO BE REPLACED 4" SIMILAR FENCE @ TALL).
- DURATION OF CONSTRUCTION. PROVIDE INVOICABLE GATES AS NEEDED FOR CONSTRUCTION ACCESS.

DEMOLITION LEGEND:

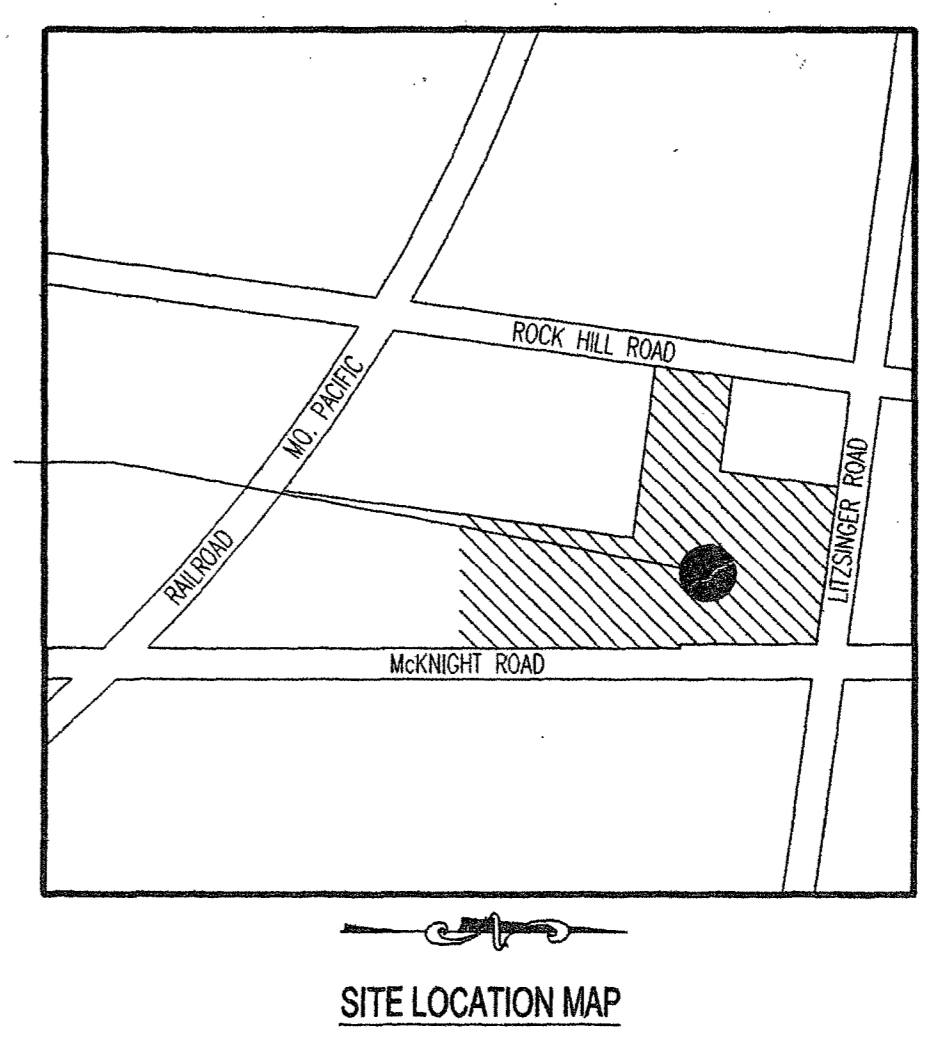
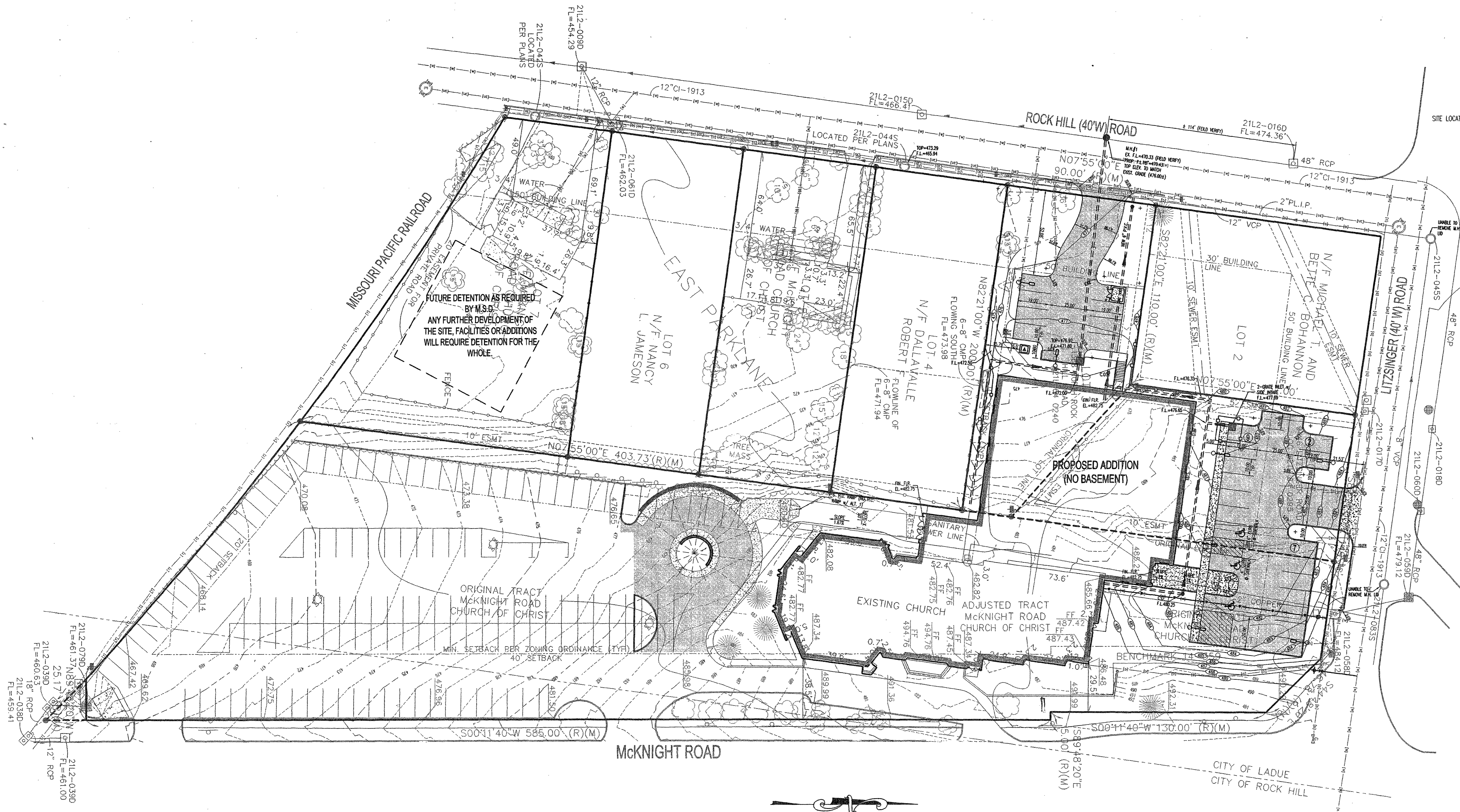
- REMOVE EXISTING STRUCTURES AND ALL RELATED IMPROVEMENTS, AND DISPOSE OF WASTE MATERIALS OFF SITE. ABANDON ALL EXISTING UTILITY SERVICES, AND DESTROY PMS, IN ACCORDANCE WITH THE RESPECTIVE UTILITY'S INSTRUCTIONS.
- TREE TO BE PROTECTED AND SAVED.
- EXISTING LIGHT T.E.B.
- EXISTING SANITARY LATERAL TO BE DISCONNECTED AND TIED INTO NEW SANITARY LATERAL WHEN IT IS COMPLETED. REMOVE EXISTING LATERAL BELOW PROPOSED BUILDING, ABANDON IN PLACE OTHERWISE DESTROY. CONTRACTOR TO MAINTAIN SANITARY SERVICE TO EXISTING BLDG. @ ALL TIMES.
- REBUILD EXISTING WATER METER BOX @ PROPOSED GRADES.
- REMOVE AND DISPOSE OF OFF SITE, EXISTING PAVING. COORDINATE WITH OWNER THE LIMITS OF REMOVAL TO MINIMIZE THE IMPACT TO BUILDING ACCESS.
- EXISTING STAIRS T.B.E.
- REMOVE EXISTING 6" WOOD FENCE (TO BE REPLACED 4" SIMILAR FENCE @ TALL).
- DURATION OF CONSTRUCTION. PROVIDE INVOICABLE GATES AS NEEDED FOR CONSTRUCTION ACCESS.

OTHER LEGEND:

- REMOVE AND DISPOSE OF EXISTING TREES AND STUMPS.
- LIMITS OF SITE DEMOLITION WORK.
- ORANGE SAFETY FENCING.

M.S.D. PLAN 24741
M.S.D. BASE MAP 2112

SITE DEMOLITION PLAN



- GENERAL NOTES:**
- UNDERGROUND FACILITIES, STRUCTURES, AND UTILITIES HAVE BEEN PLOTTED FROM AVAILABLE SURVEYS AND RECORDS. THEREFORE, THEIR LOCATIONS MUST BE CONSIDERED APPROXIMATE ONLY. THERE MAY BE OTHERS, THE EXISTENCE OF WHICH IS PRESENTLY NOT KNOWN. IT IS THE RESPONSIBILITY OF THE CONTRACTOR TO HAVE ALL UNDERGROUND UTILITIES LOCATED IN THE FIELD PRIOR TO EXCAVATION OR CONSTRUCTION.
 - ANY EXCESS CONSTRUCTION AND/OR EXCAVATION MATERIALS SHALL BE REMOVED FROM SITE AND DISPOSED OF BY THE CONTRACTOR.
 - CONTRACTOR TO DISTURB AFFECTED AREAS THE MINIMUM AMOUNT NECESSARY TO COMPLETE THE WORK AND TO TAKE EXTRA CARE NOT TO DISTURB ANY AREAS OUTSIDE THE CONSTRUCTION AREA.
 - THE CONTRACTOR SHALL BE RESPONSIBLE FOR INSTALLING EROSION CONTROL DEVICES AS NECESSARY TO CONTROL EROSION DURING THE COURSE OF CONSTRUCTION.
 - THE CONTRACTOR SHALL BE RESPONSIBLE FOR OBTAINING ALL CONSTRUCTION PERMITS FROM THE ST. LOUIS COUNTY METROPOLITAN ST. LOUIS SEWER DISTRICT AND THE ST. LOUIS COUNTY DEPARTMENT OF HIGHWAYS AND TRAFFIC, AS WELL AS ANY OTHER PERMITS.
 - ALL CONSTRUCTION METHODS AND MATERIALS SHALL CONFORM TO THE ST. LOUIS METROPOLITAN SEWER DISTRICT STANDARD CONSTRUCTION SPECS (2000 EDITION).
 - INSTALLATION OF LANDSCAPING AND ORNAMENTAL ENTRANCE MONUMENT CONSTRUCTION IF PROPOSED, SHALL BE REVIEWED BY THE DEPARTMENT OF HIGHWAYS AND TRAFFIC FOR SIGHT DISTANCE CONSIDERATION AND APPROVED PRIOR TO INSTALLATION OR CONSTRUCTION.
 - UTILITY COMPANIES WILL REQUIRE COMPENSATION FOR RELOCATION OF THEIR UTILITY FACILITIES WITHIN PUBLIC ROAD RIGHT-OF-WAY. UTILITY RELOCATION COSTS SHALL BE THE RESPONSIBILITY OF THE DEVELOPER.
 - A GRADING PERMIT IS REQUIRED PRIOR TO ANY GRADING ON SITE. NO CHANGE IN WATERSHED SHALL BE PERMITTED.
 - INTERIM STORM WATER DRAINAGE CONTROL IN THE FORM OF SILTATION CONTROL MEASURES ARE REQUIRED.
 - ALL STORM WATER SHALL BE DISCHARGED AT AN ADEQUATE NATURAL DISCHARGE POINT.
 - ADAPTABLE TEMPORARY OFF-STREET PARKING SHALL BE PROVIDED FOR CONSTRUCTION EMPLOYEES. PARKING ON NON-SURFACED AREAS SHALL BE PROHIBITED IN ORDER TO ELIMINATE THE CONDITION WHEREBY MUD FROM CONSTRUCTION AND EMPLOYEE VEHICLES IS TRACKED ONTO THE PAVEMENT CAUSING HAZARDOUS ROADWAY AND DRIVING CONDITIONS.
 - ALL FILLED AREAS, INCLUDING TRENCH BACK FILLS, UNDER BUILDING, PROPOSED STORM AND SANITARY SEWER LINES, PUBLIC RIGHT-OF-WAY AND PAVED AREAS SHALL BE COMPACTED TO A MINIMUM OF 90% OF MAXIMUM DRY DENSITY AS DETERMINED BY THE MODIFIED ASPHO COMPACTION TEST, ASTM D1557-78.
 - CONTRACTOR TO CALL 1-800-DIG-ROTE TO HAVE ALL UTILITIES LOCATED ON THE GROUND IN ALL AREAS AFFECTED BY CONSTRUCTION, PRIOR TO BEGINNING CONSTRUCTION.
 - FOR SEWER PIPE (STORM, SANITARY, AND COMBINED) WITH A DESIGN GRADE LESS THAN ONE PERCENT (1%), VERIFICATION OF THE PIPE GRADE WILL BE REQUIRED FOR EACH INSTALLED REACH OF SEWER, PRIOR TO ANY SURFACE RESTORATION OR INSTALLATION OF ANY SURFACE IMPROVEMENTS. THE CONTRACTOR'S FIELD SUPERVISOR WILL BE REQUIRED TO PROVIDE DAILY DOCUMENTATION VERIFYING THAT THE AS-BUILT PIPE GRADE MEETS THE DESIGN GRADE THROUGHOUT THE SUBMITTAL OF SIGNED CUT SHEETS TO THE M.S.D. INSPECTOR UPON REQUEST. FIELD SURVEYED VERIFICATION MUST BE MADE UNDER THE DIRECTION OF A LICENSED LAND SURVEYOR OR REGISTERED ENGINEER. THE CONTRACTOR WILL BE REQUIRED TO REMOVE AND REPLACE ANY SEWER REACH HAVING AN AS-BUILT GRADE WHICH IS FLATTER THAN THE DESIGN GRADE BY MORE THAN 0.1% SLOPES WITH GRASSES GREATER THAN THE DESIGN GRADE. THIS SHALL BE LEFT IN PLACE, PROVIDED NO OTHER SEWER AREAS ARE AFFECTED BY THIS VARIANCE IN THE AS-BUILT GRADE. M.S.D. ALSO RESERVES THE RIGHT TO REQUIRE THE CONTRACTOR TO REMOVE AND REPLACE ANY SEWER (AT ANY TIME PRIOR TO CONSTRUCTION APPROVAL) FOR WHICH THE AS-BUILT GRADE DOES NOT COMPLY WITH THE DESIGN TOLERANCE STATED IN THE ABOVE PARAGRAPH. THE SEWER CONTRACTOR SHALL BE RESPONSIBLE FOR ANY COST ASSOCIATED WITH THE FIELD VERIFICATION OF THE SEWER GRADE, OR REMOVAL AND REPLACEMENT OF THE SEWER PIPE OR ASSOCIATED APPURTENANCES.

SITE PLAN
Scale: 1" = 30'

M.S.D. BENCHMARK:
 14-359
 493.09 - "L" ON THE NORTHEAST CORNER AT THE NORTH END OF A RETAINING WALL AT THE CHURCH OF CHRIST; 50' WEST OF THE CENTERLINE OF McKNIGHT ROAD AND 200' SOUTH OF THE CENTERLINE OF LITZINGER ROAD.
 14-31
 507.30 - RM 416 FEMA PANEL 301; "50" ON SOUTHEAST CORNER OF THIRD CONCRETE STEP ON SOUTH SIDE OF FRONT YARD ENTRANCE TO HOUSE AT #1101 N. ROCK HILL ROAD.
 PER SURVEYOR, ALL EASEMENTS RECORDED EAST PARKLANE SUBDIVISION, BK. 55, PG. 43
M.S.D. PH 24741
M.S.D. BASE MAP 211-2
 WUNNENBERG'S STREET GUIDE 2002
 PAGE 35 Q-22

EXISTING		NEW	
○	MANHOLE	●	MANHOLE
⊠	INLET MANHOLE	⊠	INLET MANHOLE
⊞	GRATE INLET	⊞	GRATE INLET
⊞	DOUBLE INLET	⊞	DOUBLE INLET
⊞	MULTIPLE INLET	⊞	MULTIPLE INLET
○	MANHOLE DESIGNATOR	○	MANHOLE DESIGNATOR
○	INLET OR STRUCTURE DESIGNATOR	○	INLET OR STRUCTURE DESIGNATOR
---	SEWERS	---	SEWERS
---	GRADE	---	GRADE
---	FENCE	---	FENCE
---	UNDERGROUND UTILITIES	---	UNDERGROUND UTILITIES
---	FLOW LINE OF CREEK OR DITCH	---	FLOW LINE OF CREEK OR DITCH

EXISTING		NEW	
⊠	GAS METER (G.M.)	⊠	GAS METER (G.M.)
⊠	GAS VALVE (G.V.)	⊠	GAS VALVE (G.V.)
⊠	PAD MOUNTED TRANSFORMER	⊠	PAD MOUNTED TRANSFORMER
⊠	UTILITY POLE (U.P.)	⊠	UTILITY POLE (U.P.)
⊠	SIGN	⊠	SIGN
⊠	SPOT ELEV.	⊠	SPOT ELEV.

ABBREVIATIONS:	
A.I.	AREA INLET A.T.G. = ADJUST TO GRADE
ASPH.	ASPHALT
BUILD.	BUILDING
C.I.	CURB INLET
C.O.	CLEANOUT
CONC.	CONCRETE
D.G.I.	DOUBLE GRATE INLET
DA.	DIAMETER
D.I.P.	DUCTILE IRON PIPE
ELEV.	ELEVATION
E.O.P.	EDGE OF PAVEMENT
ESMT.	EASEMENT
EXIST.	EXISTING
F.D.	FLOOR DRAIN
FIN.	FINISH
F.L.R.	FLOOR
F.O.L.	FLOOR OPTIC LINE
G.I.	GRATE INLET
INT.	INTERNAL
M.I.	MANHOLE
O.H.E.	OVERHEAD ELECTRIC
P.V.C.	POLYVINYL CHLORIDE PIPE
P.M.T.	PAVEMENT
REQ'D.	REQUIRED
R.C.P.	REINFORCED CONCRETE PIPE
R.O.W.	RIGHT OF WAY
T.B.R.	TO BE REMOVED
T.B.R. & R.	TO BE REMOVED & REPLACED
T.B.R.A.	TERMINAL BURIED ASSOCIATION
U.G.E.	UNDERGROUND ELECTRIC
U.G.T.	UNDERGROUND TELEPHONE
V.C.P.	VITRIFIED CLAY PIPE
W.	WIDE

EXISTING		NEW	
⊠	REDUCER	⊠	REDUCER
⊠	THRUST BLOCK	⊠	THRUST BLOCK
⊠	WATER METER (W.M.)	⊠	WATER METER (W.M.)
⊠	FIRE HYDRANT (F.H.)	⊠	FIRE HYDRANT (F.H.)
⊠	AIR RELIEF VALVE	⊠	AIR RELIEF VALVE
⊠	BLOW-OFF VALVE	⊠	BLOW-OFF VALVE
⊠	BUTTERFLY VALVE	⊠	BUTTERFLY VALVE
⊠	CHECK VALVE	⊠	CHECK VALVE
⊠	GATE VALVE	⊠	GATE VALVE
⊠	POST INDICATOR VALVE	⊠	POST INDICATOR VALVE
⊠	WATER VALVE (W.V.)	⊠	WATER VALVE (W.V.)

Fletcher Architects, Inc.
 ARCHITECTURE • PLANNING • INTERIORS
 1906 NORTH SIGNAL HILLS DRIVE
 KIRKWOOD, MO. 63122
 TEL. (314) 965-5333
 FAX. (314) 965-8997
 info@fletcher-architects.com

CONSULTANTS
CIVIL ENGINEER:
 FRONTIERS ENGINEERING GROUP, INC.
 14 SUNDEN DR., SUITE 145
 ST. LOUIS, MO 63114
 PHONE (314) 444-2200
 FAX (314) 444-0645

STRUCT. ENGINEER:
 ABC CONSULTING
 1848 LACKLAND HILLS PARKWAY
 ST. LOUIS, MO 63114
 PHONE (314) 994-7077
 FAX (314) 994-7272

M.E.P. ENGINEER:
 SCS ENGINEERING
 450 SPIRIT OF ST. LOUIS BLVD.
 CHESTERFIELD, MO 63005
 PHONE (636) 535-7770
 FAX (636) 535-9177

HARDWARE CONSULTANT
 6710
 5583 PERIER CT.
 ST. LOUIS, MO 63128
 PHONE (314) 482-7774
 FAX (314) 482-9241

KITCHEN CONSULTANTS
 THE GIGER GROUP
 3201 WATSON ROAD
 ST. LOUIS, MO 63117
 PHONE (314) 445-2967
 FAX (314) 445-2008

LANDSCAPE ARCHITECT
 ALSTIN TAO AND ASSOC.
 2180 LOCUST, 2ND FLOOR
 ST. LOUIS, MO 63103
 PHONE (314) 436-3999
 FAX (314) 436-9130

INTERIOR DESIGN
 OTOOLE DESIGN ASSOC.
 124 WEST BIRCHWOOD
 KIRKWOOD, MO 63132
 PHONE (314) 909-1905
 FAX (314) 909-1906

PROJECT:
ADDITION AND RENOVATIONS TO
McKnight Road
Church of Christ
 2515 SOUTH MCKNIGHT ROAD
 ST. LOUIS, MO 63124

THE DRAWING WAS PREPARED BASED ON A SURVEY PERFORMED BY COVER, FRONTIERS ENGINEERING, AND THE PROCESSING AND/OR SEALS APPEAR ON THIS PLAN. HEREBY ASSUMING RESPONSIBILITY FOR THE ACCURACY OF SAID SURVEY.

THE SEAL AND SIGNATURE APPLY ONLY TO THE DOCUMENT TO WHICH THEY ARE AFFIXED, AND WE EXPRESSLY DISCLAIM ANY RESPONSIBILITY FOR ALL OTHER DOCUMENTS OR INSTRUMENTS RELATING TO THE PROJECT.


COPYRIGHT 2002 FLETCHER ARCHITECTS, INC.

NO.	DATE	REVISIONS

PROJECT NO. 01134C2
 DRAWN BY: A.P.
 CHECKED BY: S.R.M.
 DATE: NOVEMBER 1, 2002

SHEET NO. C2

CONSTRUCTION/BID DRAWINGS



Fletcher::
Architects, Inc.

ARCHITECTURE ■ PLANNING ■ INTERIORS
1906 NORTH SIGNAL HILLS DRIVE
KIRKWOOD, MO 63122
PHONE (314) 855-8997
FAX (314) 855-8997
info@fletcher-architects.com

CONSULTANTS

CIVIL ENGINEER:
KENTON ENGINEERING GROUP, INC.
14 S. BARNETT DR., SUITE 116
KIRKWOOD, MO 63122
PHONE (314) 855-1200
FAX (314) 855-1200

STRUCTURAL ENGINEER:
SUTHERLAND ENGINEERING
188 LACLAND HILLS PARKWAY
KIRKWOOD, MO 63122
PHONE (314) 855-2007
FAX (314) 855-2007

Mechanical ENGINEER:
SUTHERLAND ENGINEERING
188 LACLAND HILLS PARKWAY
KIRKWOOD, MO 63122
PHONE (314) 855-2007
FAX (314) 855-2007

Electrical ENGINEER:
SUTHERLAND ENGINEERING
188 LACLAND HILLS PARKWAY
KIRKWOOD, MO 63122
PHONE (314) 855-2007
FAX (314) 855-2007

Hardware CONSULTANT:
HWA
1711 S. BARNETT DR.
KIRKWOOD, MO 63122
PHONE (314) 855-1200
FAX (314) 855-1200

Kitchen CONSULTANTS:
THE DESIGN GROUP
1711 S. BARNETT DR.
KIRKWOOD, MO 63122
PHONE (314) 855-1200
FAX (314) 855-1200

LandscAPE ARCHITECT:
ADRIAN TAYLOR ASSOCIATES
1711 S. BARNETT DR.
KIRKWOOD, MO 63122
PHONE (314) 855-1200
FAX (314) 855-1200

Interior DESIGN:
OTTOLENGHI DESIGN ASSOCIATES
1711 S. BARNETT DR.
KIRKWOOD, MO 63122
PHONE (314) 855-1200
FAX (314) 855-1200

PROJECT:
ADDITION AND RENOVATIONS TO
McKnight Road
Church of Christ
2515 SOUTH MCKNIGHT ROAD
ST. LOUIS, MO 63124

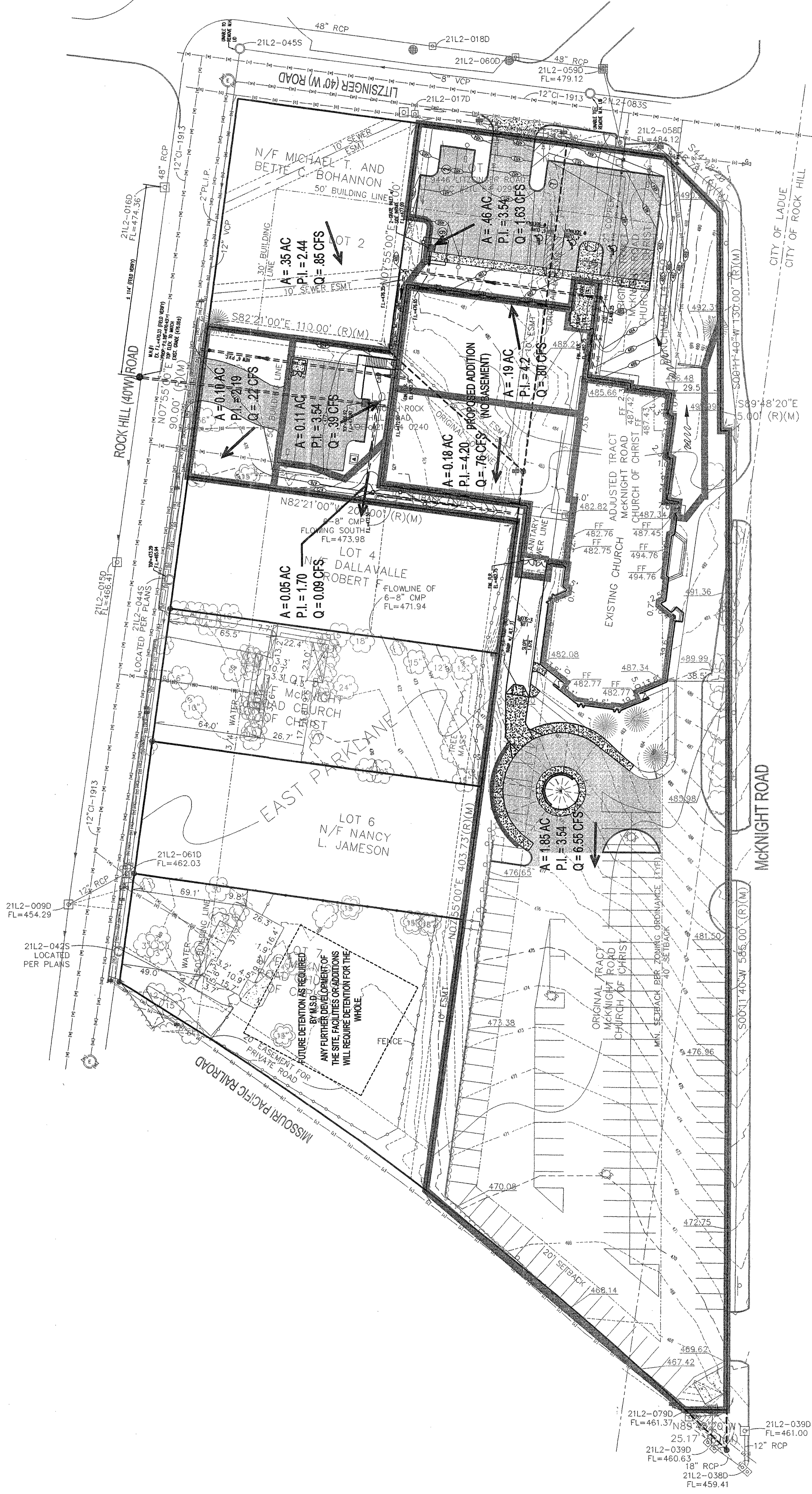
THE DRAWING IS THE PROPERTY OF FLETCHER ARCHITECTS, INC. AND IS TO BE USED ONLY FOR THE PROJECT AND SITE SPECIFICALLY IDENTIFIED HEREON. NO PART OF THIS DRAWING IS TO BE REPRODUCED OR TRANSMITTED IN ANY FORM OR BY ANY MEANS, ELECTRONIC OR MECHANICAL, INCLUDING PHOTOCOPYING, RECORDING, OR BY ANY INFORMATION STORAGE AND RETRIEVAL SYSTEM, WITHOUT THE WRITTEN PERMISSION OF FLETCHER ARCHITECTS, INC.

NO. DATE REVISIONS
000001 000001
000002 000002
000003 000003
000004 000004
000005 000005
000006 000006
000007 000007
000008 000008
000009 000009
000010 000010

PROJECT NO. 011360
DRAWN BY: A.P.
CHECKED BY: S.E.M.
DATE: NOVEMBER 1, 2002

SHEET NO. C4


CONSTRUCTION/BID DRAWINGS



DRAINAGE AREA MAP

RUNOFF CALCULATIONS

SITE AREA: 2.8 AC.
EXISTING IMPERVIOUS: 1.83 AC.
PROPOSED IMPERVIOUS: 2.13 AC.
NET INCREASED RUNOFF: (3.54-1.7) (0.3 AC) = 0.55 CFS



Fletcher :: Architects, Inc.








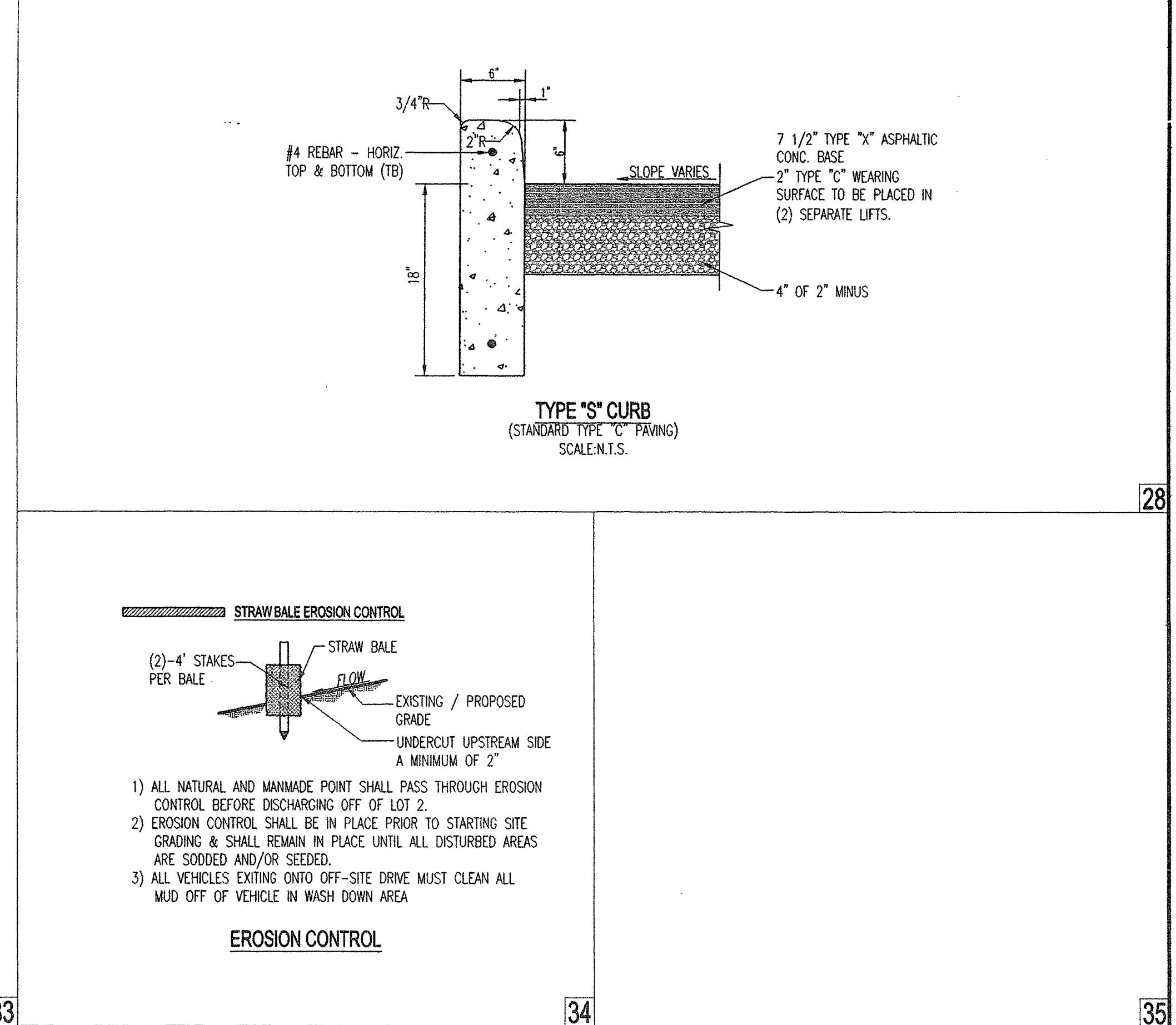
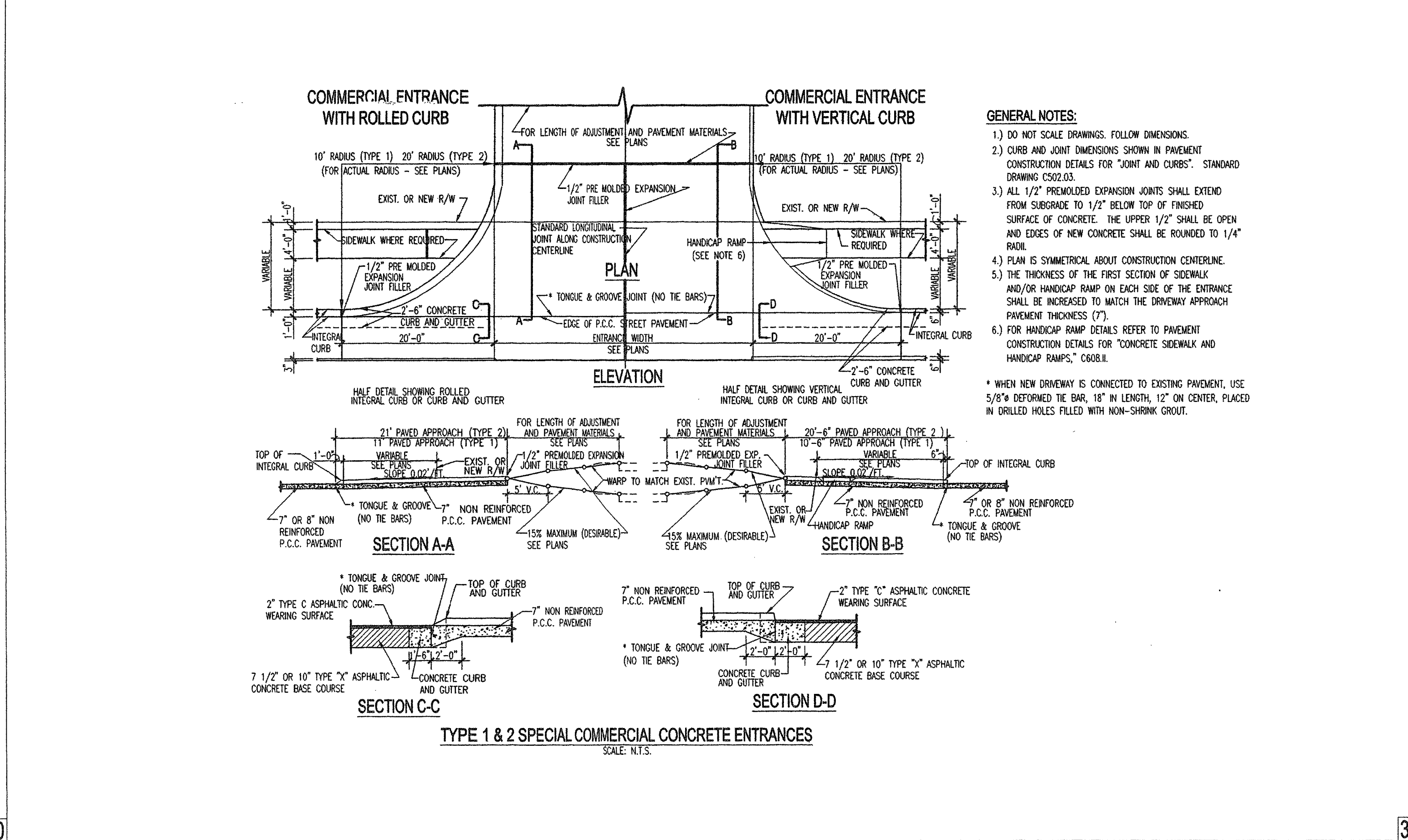
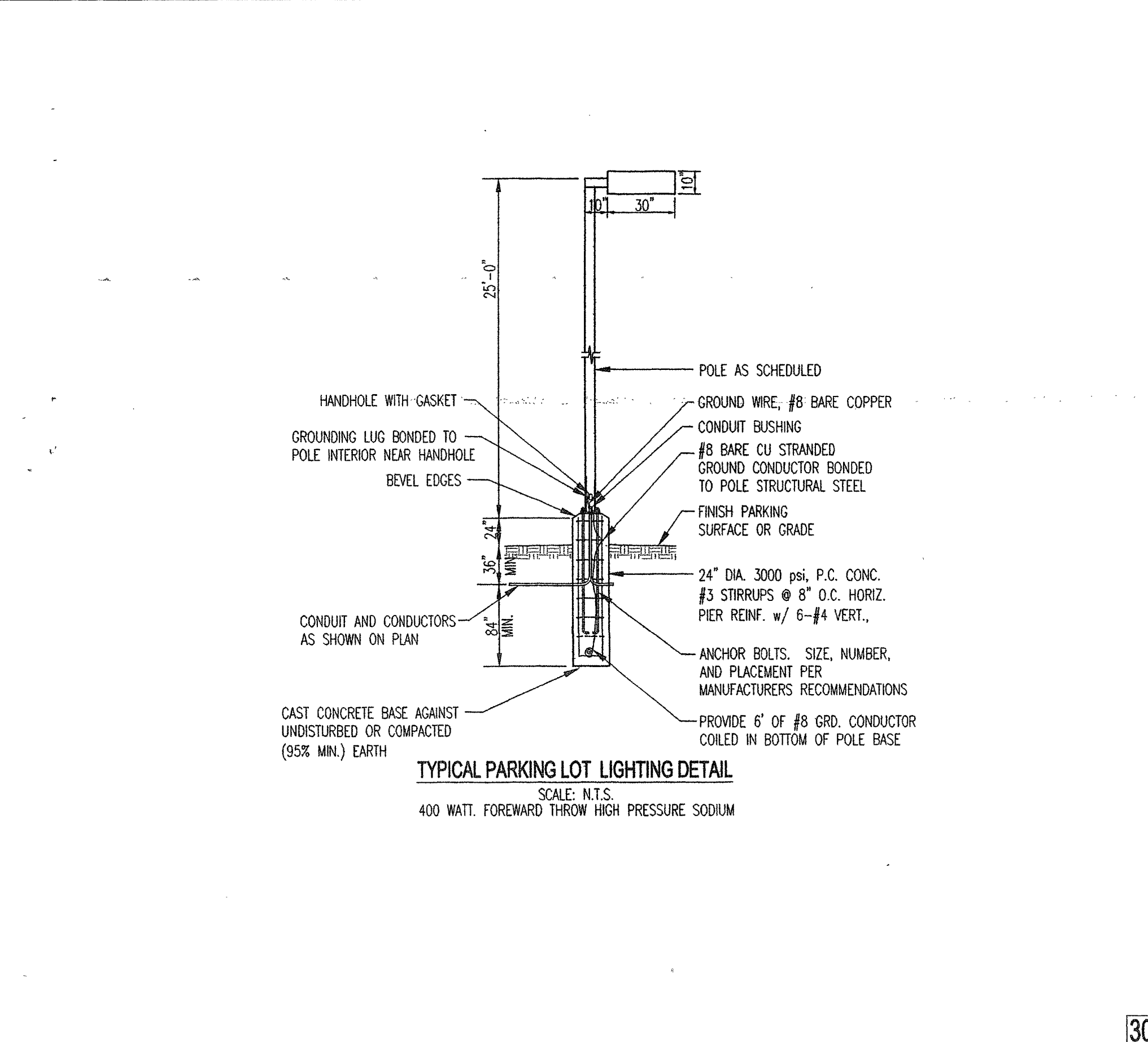

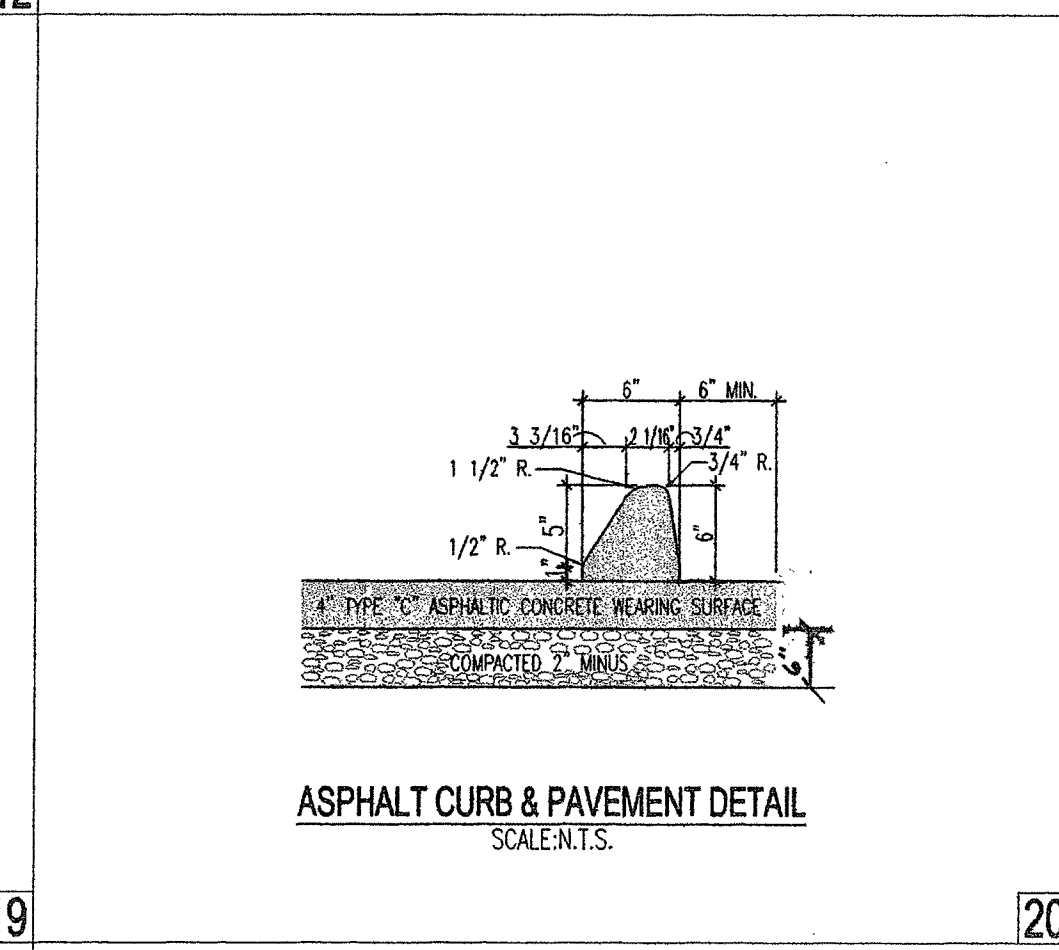
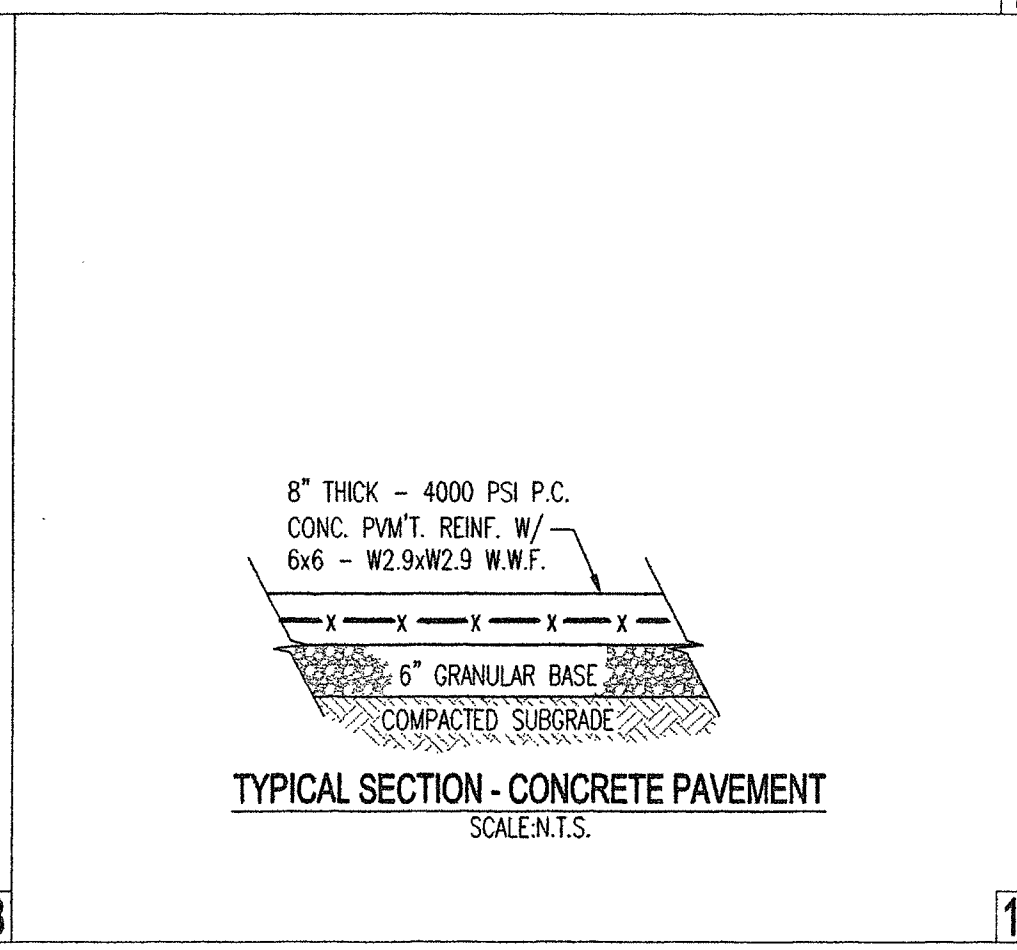
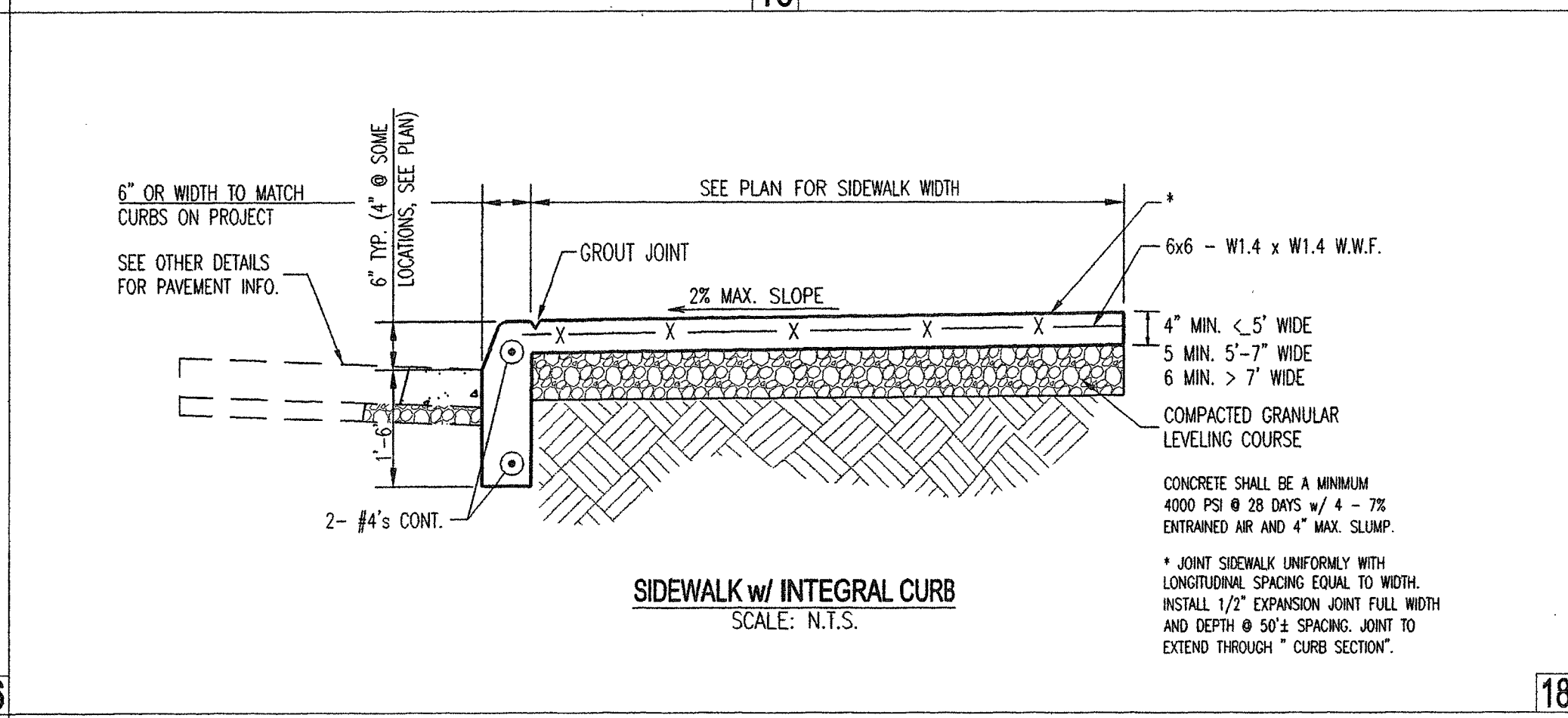
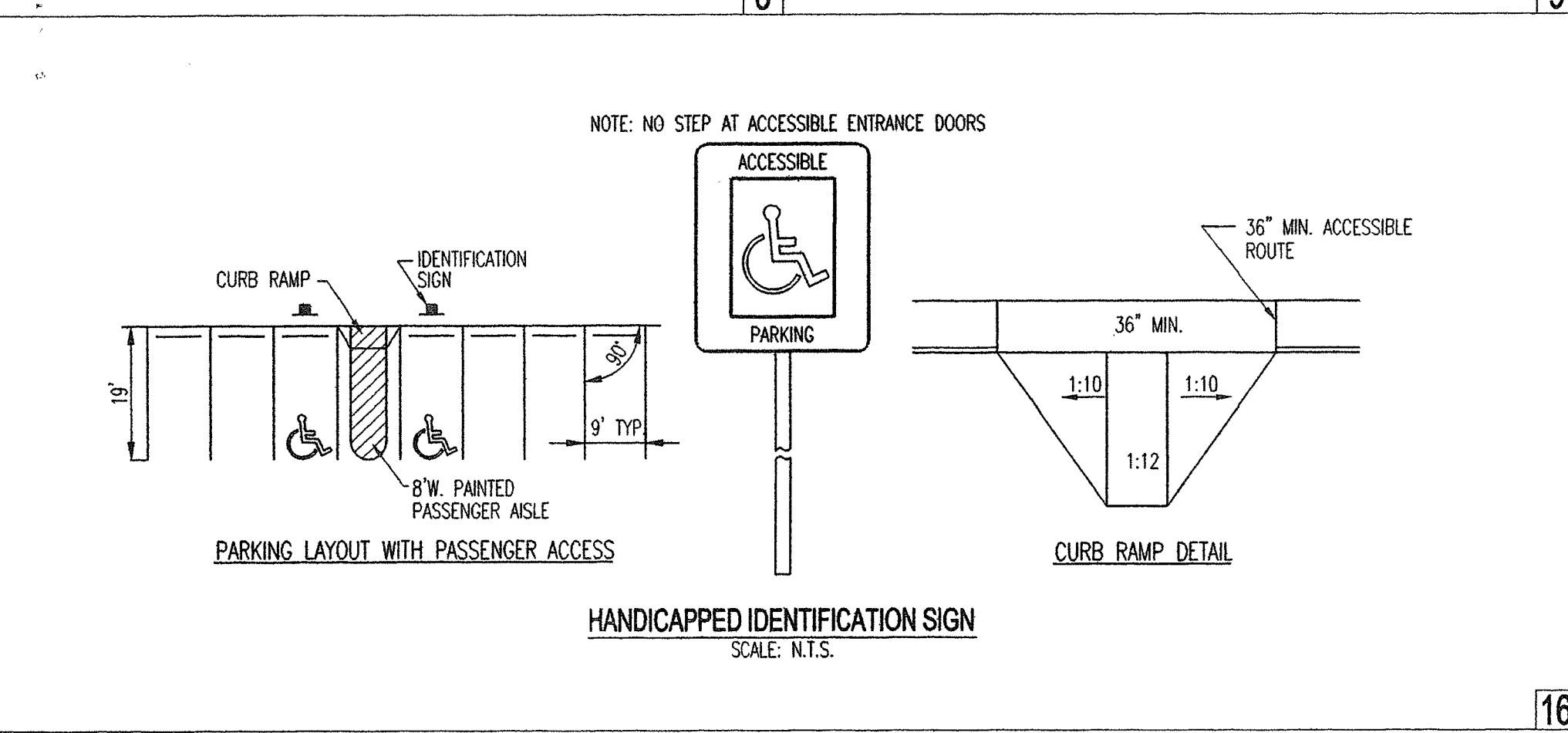
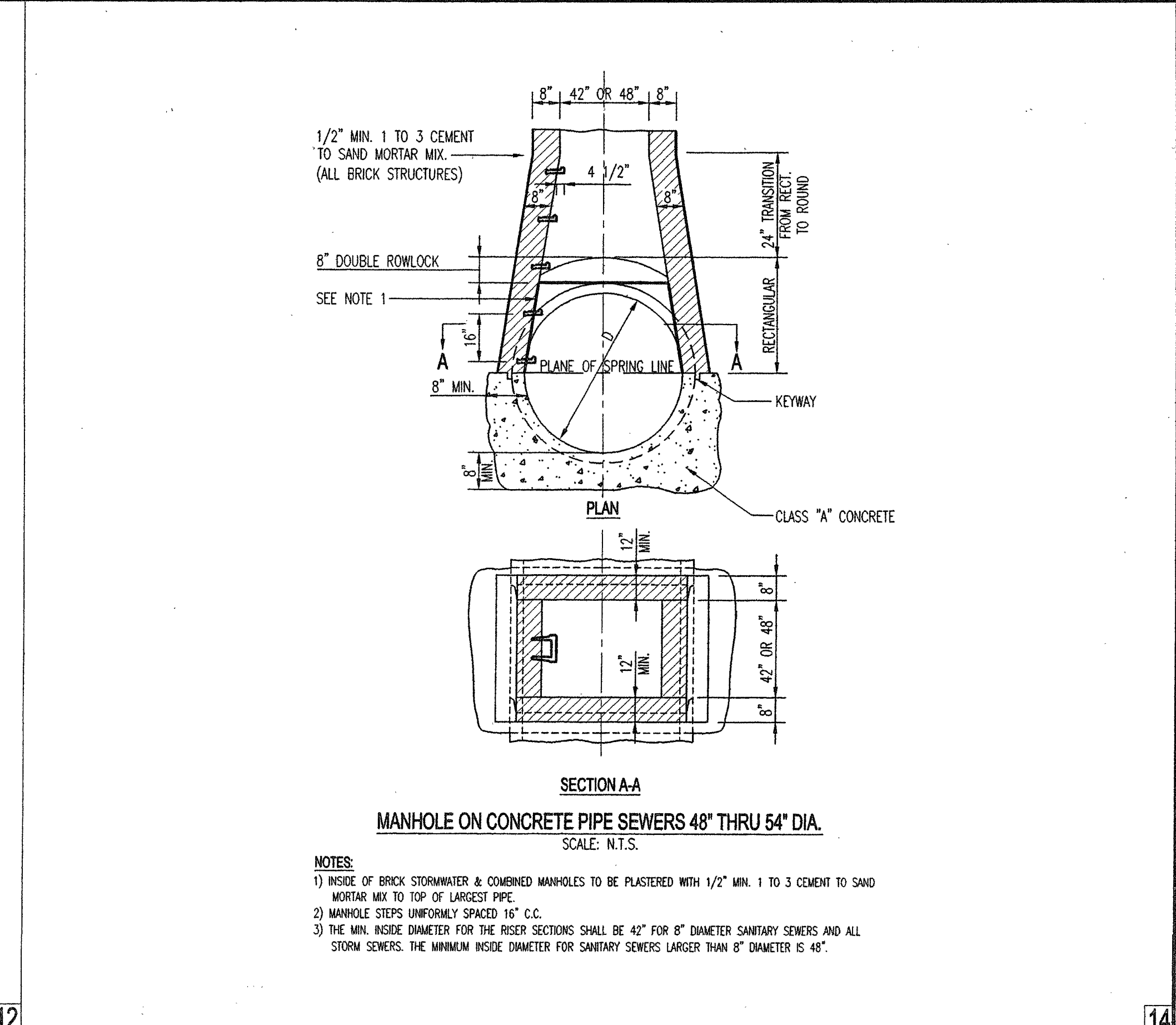
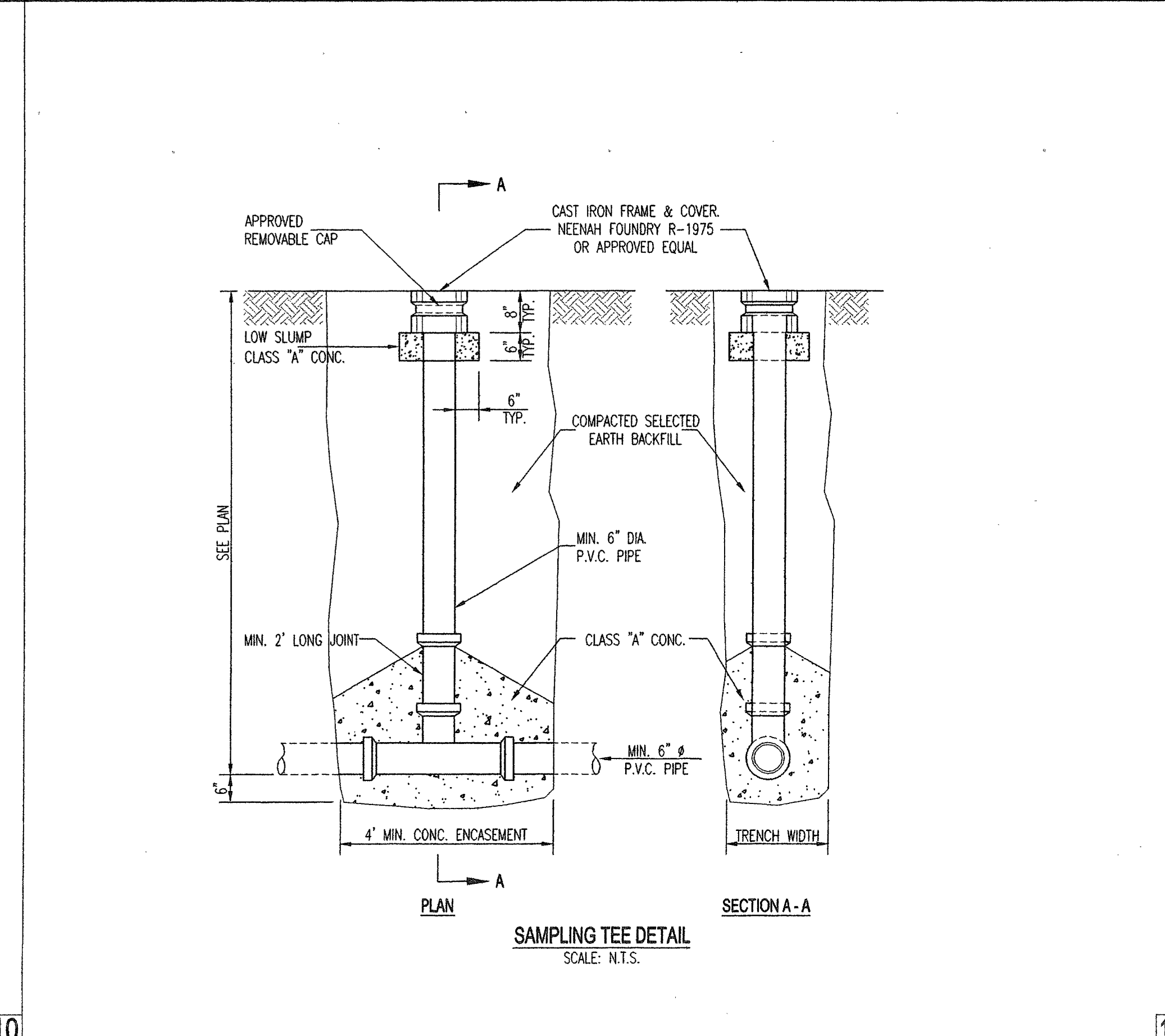
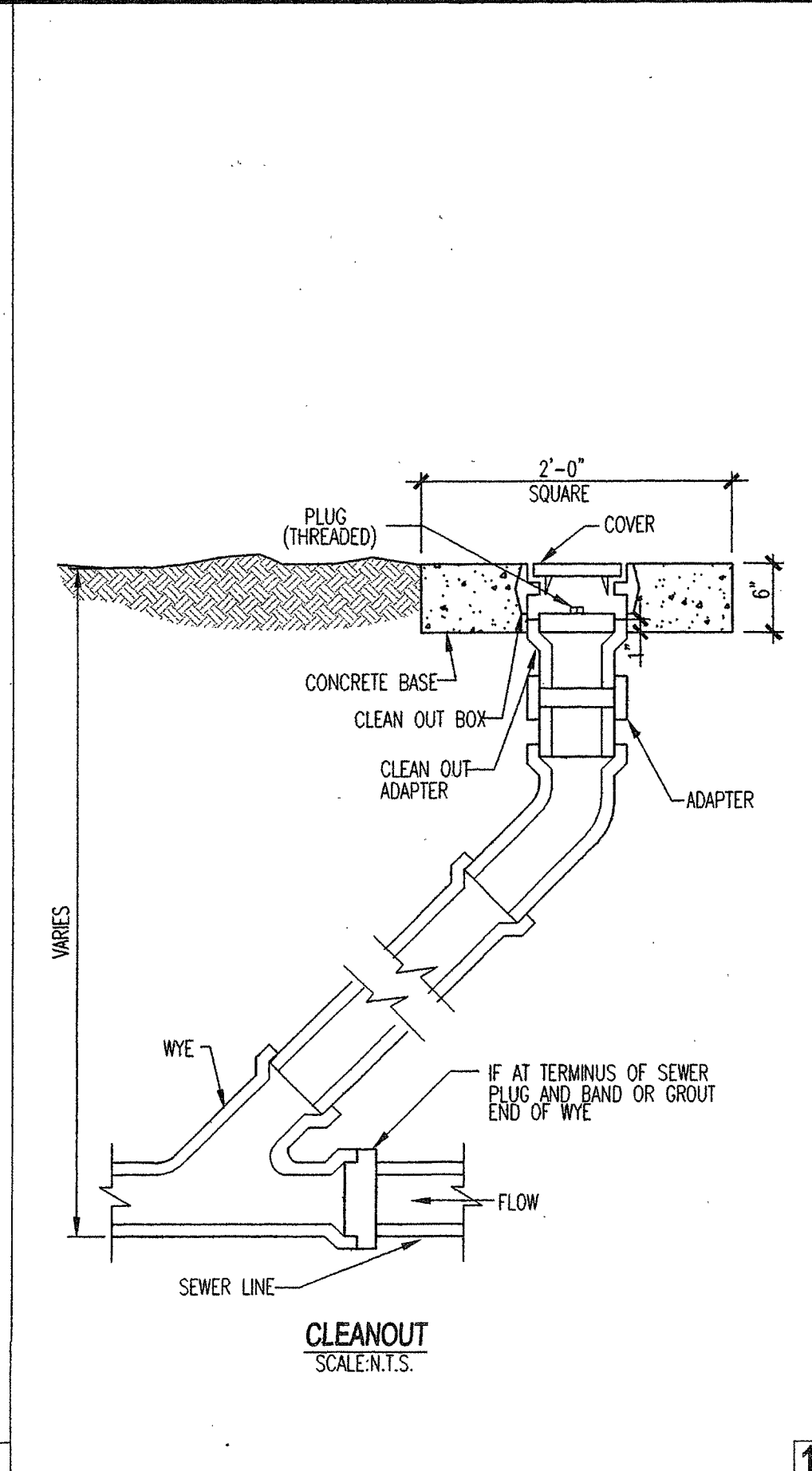
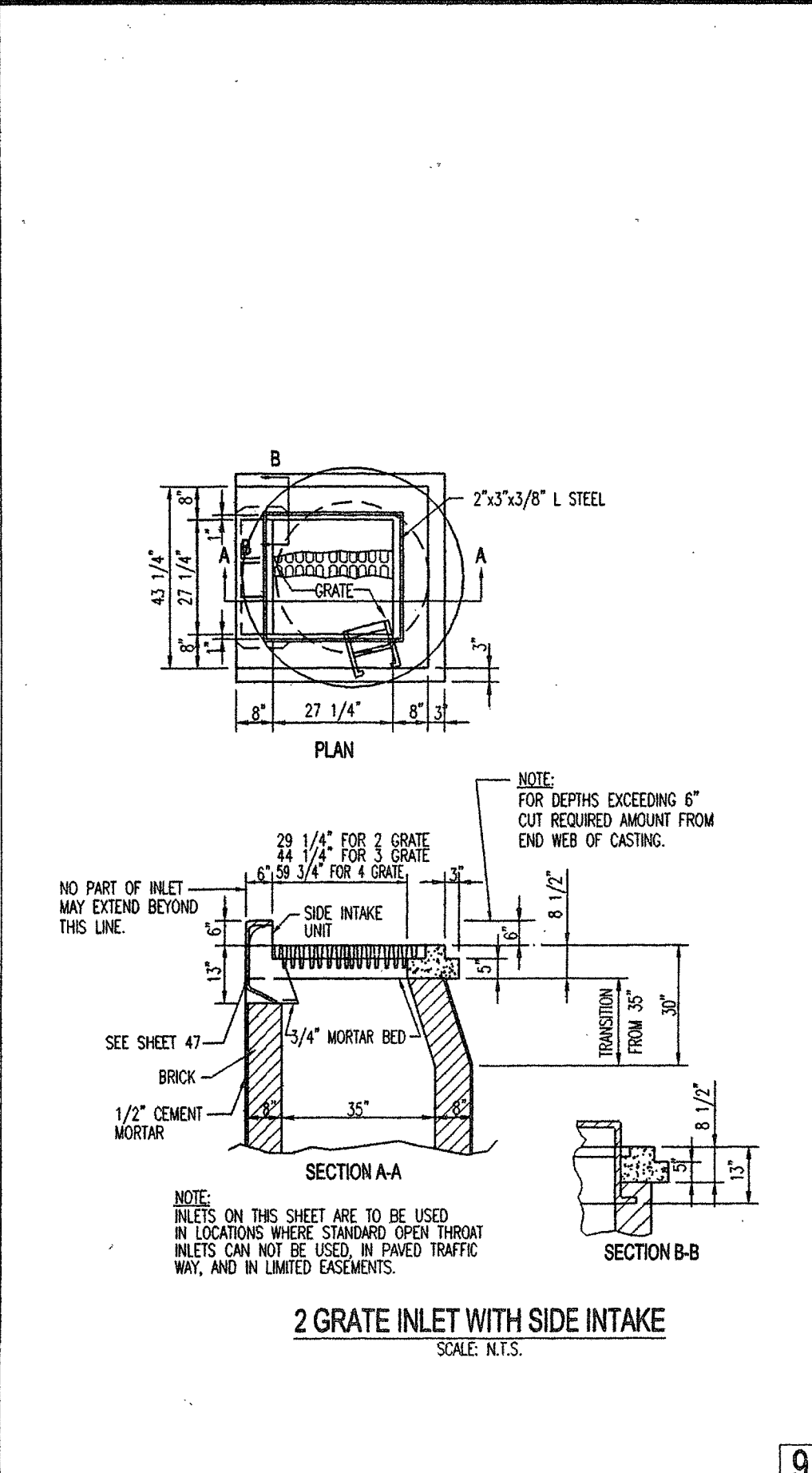
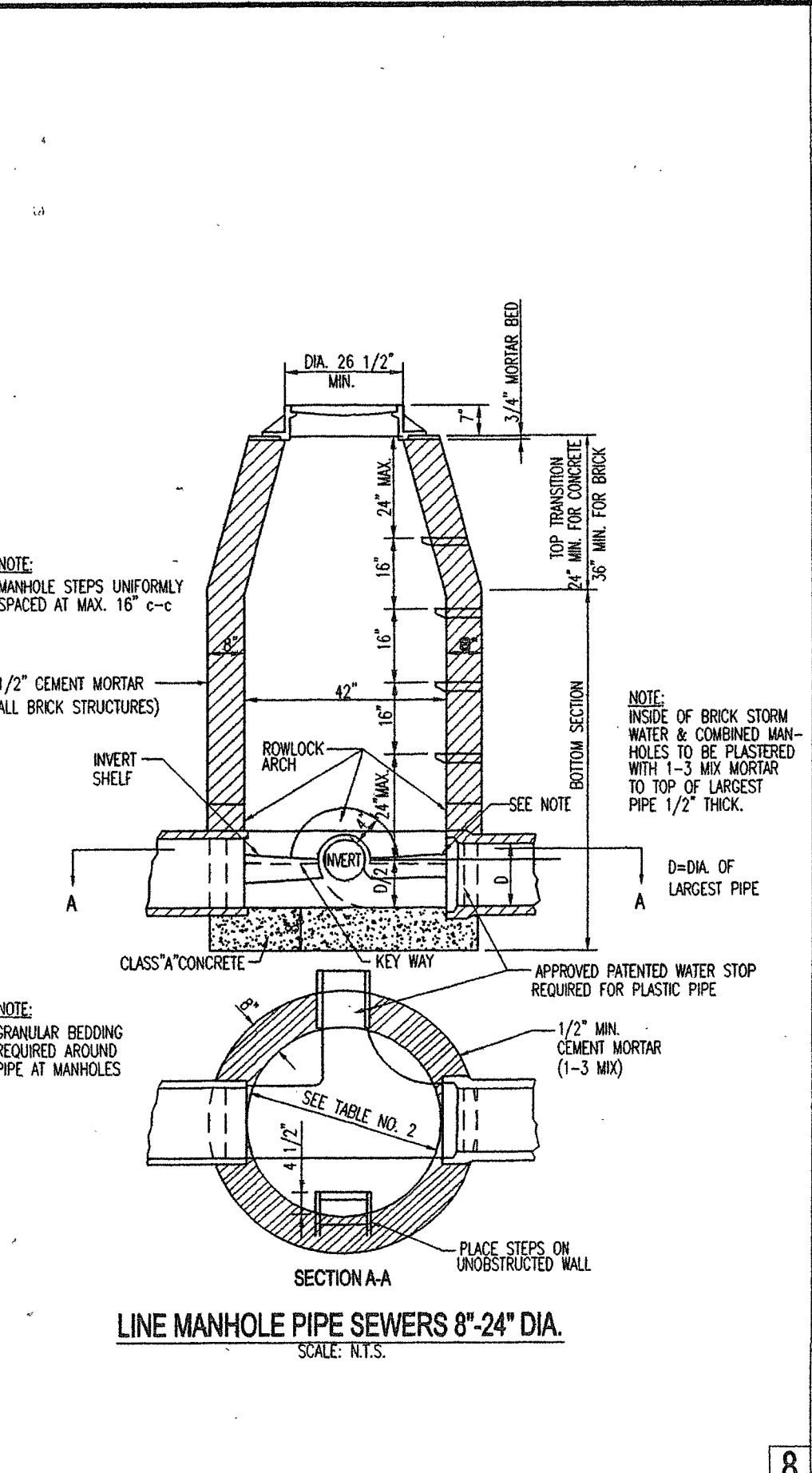
ARCHITECTURE ■ PLANNING ■ INTERIORS
1906 NORTH SIGNAL HILLS DRIVE
KIRKWOOD, MO. 63122
TEL. (314) 965-5333
FAX. (314) 965-8997
info@fletcher-architects.com

CONSULTANTS
CIVIL ENGINEER:
FRONTENAC ENGINEER GROUP, INC.
16 RANNEY DR., SUITE 165
ST. LOUIS, MO 63141
PHONE (314) 444-2200
FAX (314) 444-9445
STRUCT. ENGINEER:
ABC CONSULTING
1848 LACKLAND HILLS PARKWAY
ST. LOUIS, MO 63141
PHONE (314) 994-7007
FAX (314) 994-5722
M.E.P. ENGINEER:
SSC ENGINEERING
559 SPIRIT OF ST. LOUIS BLVD.
CHESTERFIELD, MO 63005
PHONE (636) 530-7770
FAX (636) 530-7037
HARDWARE CONSULTANT
6710
5855 PHIBBE CT.
ST. LOUIS, MO 63128
PHONE (314) 487-7776
FAX (314) 482-0242

KITCHEN CONSULTANTS
THE GERGER GROUP
3500 WATSON ROAD
ST. LOUIS, MO 63129
PHONE (314) 445-2987
FAX (314) 445-2588

LANDSCAPE ARCHITECT
ALSTIN TAG AND ASSOC.
2100 LOCKPORT AND FLOOR
ST. LOUIS, MO 63103
PHONE (314) 434-3999
FAX (314) 434-3130
INTERIOR DESIGN
OTCOLE DESIGN ASSOC.
124 WEST BERRYSCH
KIRKWOOD, MO 63122
PHONE (314) 959-1905
FAX (314) 959-1706

PROJECT: ADDITION AND RENOVATIONS TO
McKnight Road
Church of Christ
2515 SOUTH MCKNIGHT ROAD
ST. LOUIS, MO 63124



THE DRAWING HAS BEEN PREPARED BASED ON A SURVEY PERFORMED BY OTHERS. FRONTENAC ENGINEERING AND THE PROFESSIONAL WHOSE SEAL APPEARS ON THIS PLAN, HEREBY DISCLAIM RESPONSIBILITY FOR THE ACCURACY OF SAID SURVEY.

THE SEAL AND SIGNATURES APPLY ONLY TO THE DOCUMENT TO WHICH THEY ARE AFFIXED, AND WE EXPRESSLY DISCLAIM ANY RESPONSIBILITY FOR ALL OTHER DOCUMENTS OR INSTRUMENTS RELATING TO THE PROJECT, BE THEY USED FOR ANY PART OR PARTS OF THE PROJECT.


COPYRIGHT 2002 FLETCHER ARCHITECTS, INC.

NO.	DATE	REVISIONS
000001		ADDENDUM #0

PROJECT NO. 01134CS
DRAWN BY: A.P.
CHECKED BY: S.R.M.
DATE: NOVEMBER 1, 2002

CONSTRUCTION/BID DRAWINGS

M.S.D. # 24741
M.S.D. BASE MAP 21-12



**Fletcher:
Architects, Inc.**

ARCHITECTURE ■ PLANNING ■ INTERIORS
1506 NORTH SIGNAL HILLS DRIVE
KIRKWOOD, MO. 63122
TEL. (314) 965-6333
FAX. (314) 965-8997
info@fletcher-architects.com

CONSULTANTS

CIVIL ENGINEER:

REINFORCE ENGINEERING, INC.
65 SUNKY LN.
ST. LOUIS, MO 63103
PHONE (314) 844-2200
FAX (314) 844-2200

STRUCT. ENGINEER:

ARC CONSULTING
3941 LOCKLAND HILLS PARKWAY
ST. LOUIS, MO 63116
PHONE (314) 964-7827
FAX (314) 964-7822

M.E.P. ENGINEER:

SEE ENCL. 1000
AND OTHER OF THE OWNER'S
OFFICE/FIELD, MO 63005
PHONE (314) 585-7774
FAX (314) 585-7777

HARDWARE CONSULTANT

END
BRIEF/PROJ. CT.
ST. LOUIS, MO 63108
PHONE (314) 487-7776
FAX (314) 487-7776

KITCHEN CONSULTANTS

THE GREAT GROUP
200 W. WASHINGTON
ST. LOUIS, MO 63102
PHONE (314) 646-7977
FAX (314) 646-7977

LANDSCAPE ARCHITECT

ASTOR FAY AND ASSOC.
2001 LEXINGTON SQUARE
ST. LOUIS, MO 63103
PHONE (314) 438-3333
FAX (314) 438-3333

INTERIOR DESIGN

BRUCE GILBERT ASSOC.
614 N. 10TH STREET
ST. LOUIS, MO 63102
PHONE (314) 528-8800
FAX (314) 528-8800

PROJECT:
ADDITION AND RENOVATIONS TO
McKnight Road
Church of Christ
2515 SOUTH MCKNIGHT ROAD
ST. LOUIS, MO 63124

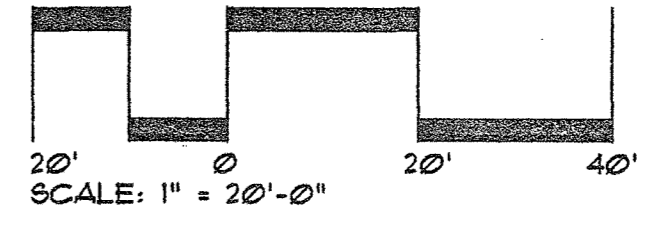
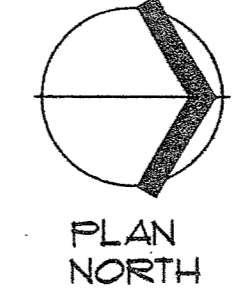
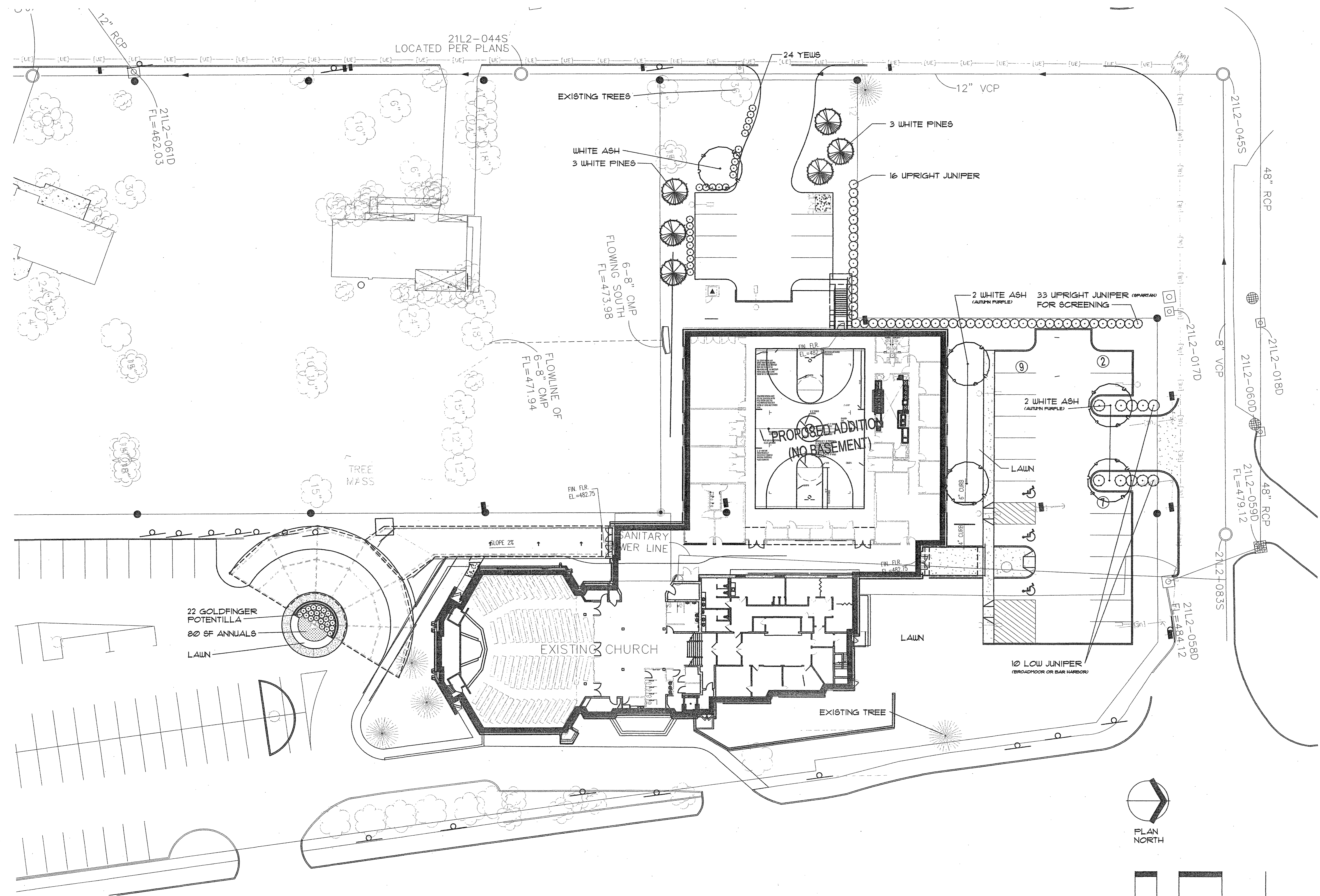
THE TITLE AND DESCRIPTIONS APPLY ONLY TO THE
DRAWING. ANY CHANGES TO THE DRAWING
SHALL BE INDICATED BY A REVISION TABLE.
NO CHANGES TO THE DRAWING SHALL BE MADE
WITHOUT THE WRITTEN APPROVAL OF THE
DESIGNER.

COPYRIGHT 2002 FLETCHER ARCHITECTS, INC.

NO.	DATE	REVISIONS

PROJECT NO. 20202 SHEET NO. L1
DRAWN BY: SB
CHECKED BY: HB
DATE: NOVEMBER 1, 2002

CONSTRUCTION/BID DRAWINGS



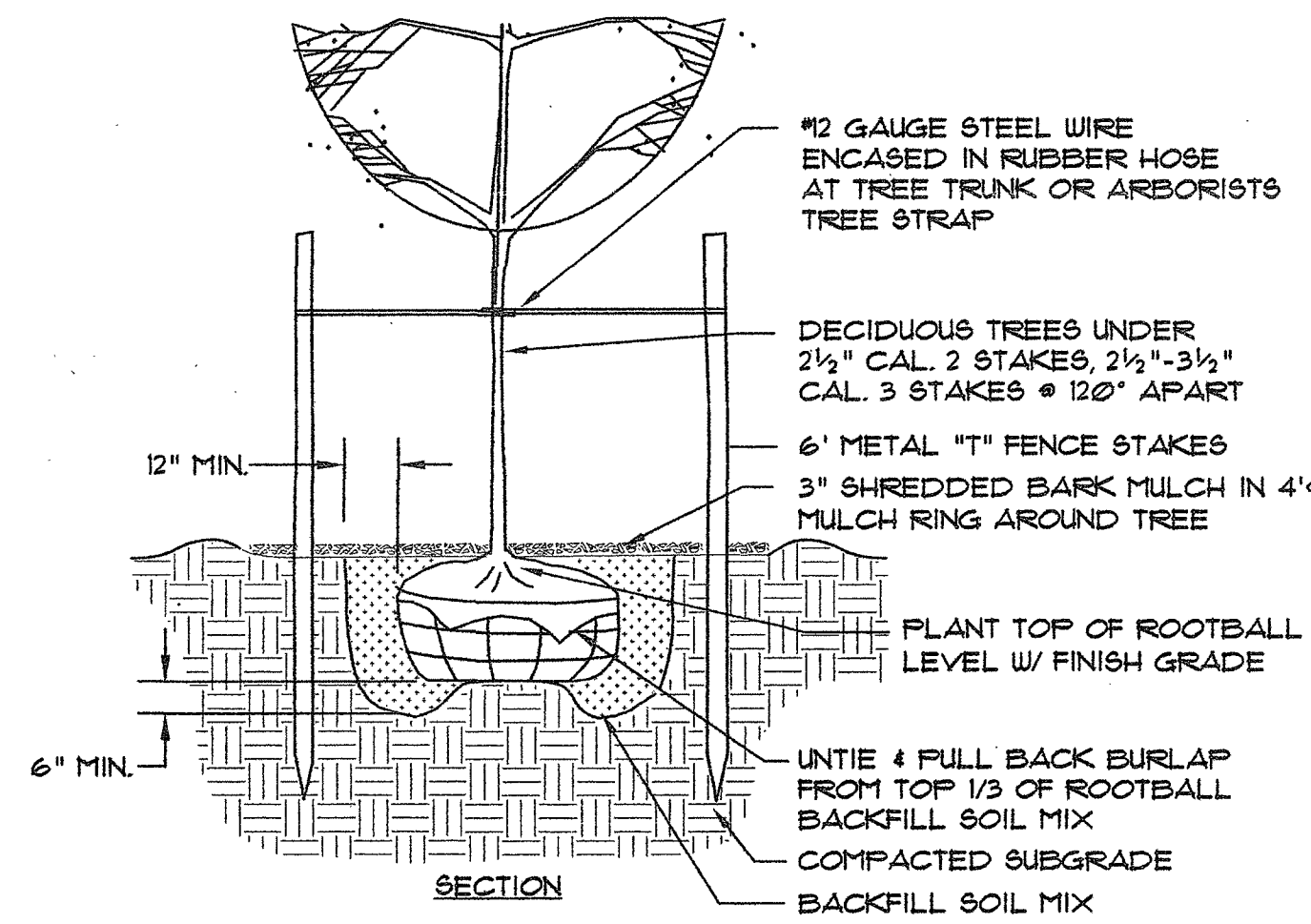
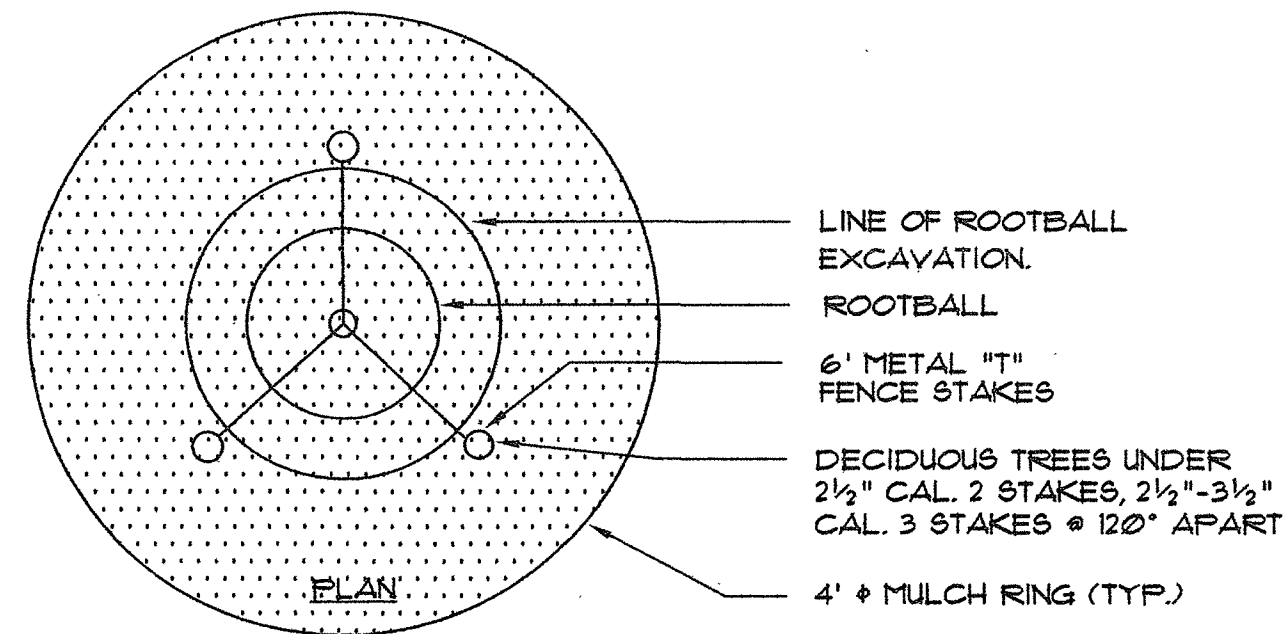
PLANT LIST

QTY.	COMMON / BOTANICAL NAME	SIZE/ CONDITION / REMARKS
CANOPY TREES		
5	WHITE ASH / <i>Fraxinus americana</i> 'Autumn Purple'	2 1/2" CAL. / B4B /
EVERGREEN TREES		
6	WHITE PINE / <i>Pinus strobus</i>	6-7' HT. / B4B /
SHRUBS		
24	DENSE YEW / <i>Taxus x media</i> 'Densiformis'	24" HT. / B4B. / 3" O.C.
48	CHINESE JUNIPER / <i>Juniperus chinensis</i> 'Spartan'	5" HT. / B4B. / 4" O.C.
10	CREEPING JUNIPER / <i>Juniperus horizontalis</i> 'Bar Harbor'	36" SP. / B4B. OR CONT. / 5' O.C.
22	GOLDFINGER POTENTILLA / <i>Potentilla fruticosa</i> 'Goldfinger'	18" HT. / B4B. OR CONT. / 30" O.C.

80 SF ANNUALS / Initial seasonal planting to be installed by contractor 2 QT. / CONT. / 12" O.C.

NOTES:

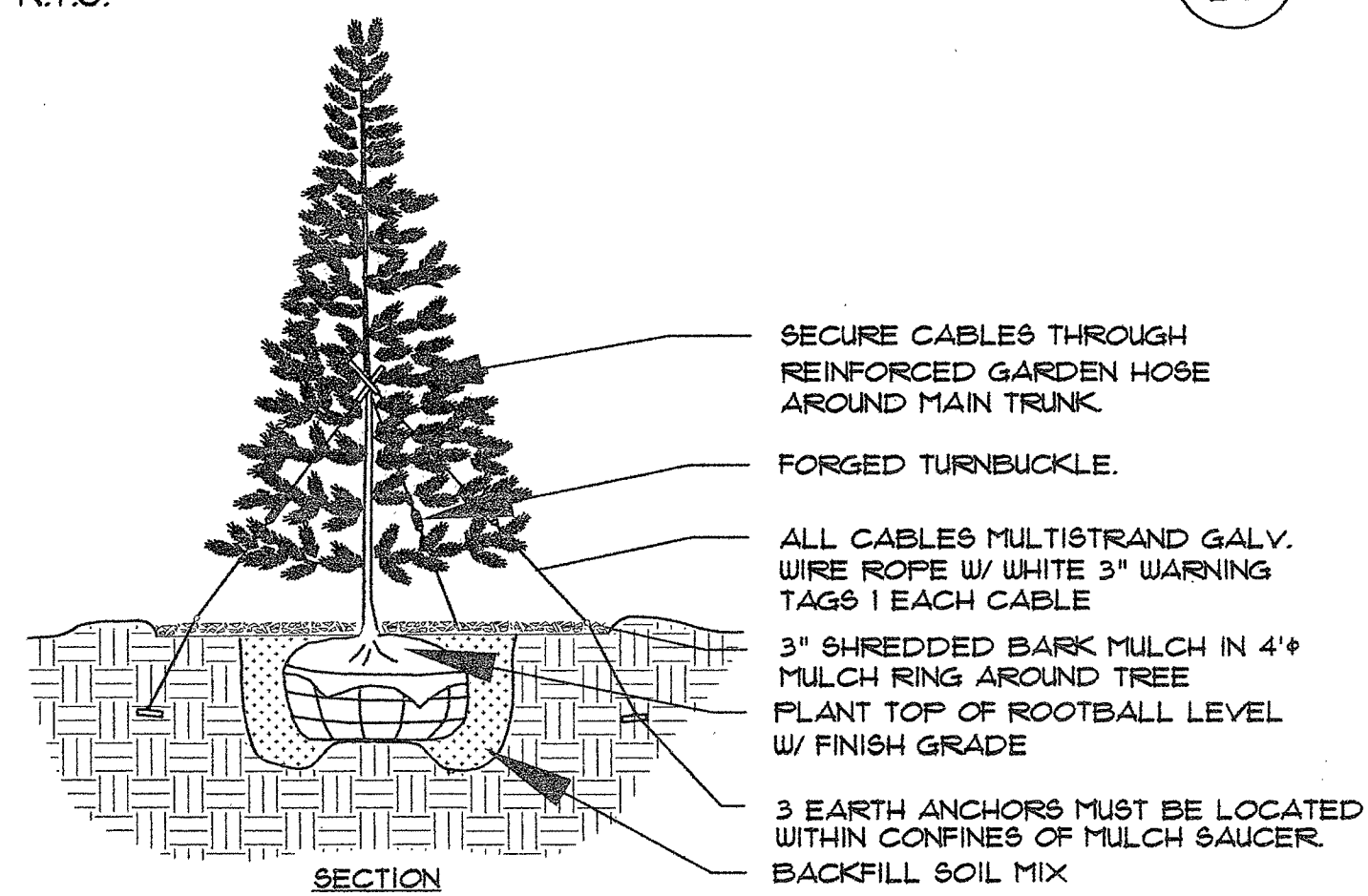
- CONTRACTOR SHALL VERIFY ALL PLANT QUANTITIES. PLANT QUANTITIES ON PLANS PREVAIL OVER THOSE LISTED IN PLANT LIST.
- CONTRACTOR SHALL VERIFY SITE CONDITIONS, INCLUDING UNDERGROUND UTILITIES PRIOR TO START OF WORK. REPORT TO OWNER'S REPRESENTATIVE ANY CONDITION THAT MAY AFFECT CONTRACT. CONTRACTOR SHALL REPAIR ANY DAMAGE TO SITE ELEMENTS DUE TO CONTRACTOR'S ACTIVITY AT NO EXTRA COST TO OWNER.
- CONTRACTOR SHALL COORDINATE SCHEDULE AND INSTALLATION OF LANDSCAPING WITH THE OWNER'S REPRESENTATIVE.
- MULCH ENTIRE SHRUB PLANTING AREAS WITH 3" DEPTH OF SHREDDED BARK MULCH. ALL SHRUBS BEDS IN LAWN AREAS TO HAVE SPADE CUT EDGE. PROVIDE 4" DIA. MULCH RING AROUND ALL NEW TREES WITH MIN. 3" DEPTH OF SHREDDED BARK MULCH. GROUND COVER BEDS TO RECEIVE MIN. 2" DEPTH OF SHREDDED BARK MULCH.
- FORMAL LINES AND GROUPINGS OF A SPECIES OF TREE SHALL BE MATCHED FOR SIZE AND FORM.
- CONTRACTOR SHALL COORDINATE SCHEDULE AND STAKING/LOCATION OF BED EDGES WITH IRRIGATION CONTRACTOR.
- ALL DISTURBED AREAS SHALL BE SEEDED.
- ALL SEEDED AREAS ON SLOPES OF 3:1 OR GREATER SHALL HAVE EROSION CONTROL BLANKETS AS SPECIFIED.
- SEE CIVIL AND ARCH. DWGS FOR EXISTING AND PROPOSED CONDITIONS.
- SEE SPECIFICATIONS FOR ADDITIONAL NOTES AND REQUIREMENTS.



- NOTES:**
- DO NOT ALLOW AIR POCKETS TO FORM WHEN BACKFILLING.
 - DO NOT DISTURB ROOT BALL WHEN PLANTING OR STAKING.
 - WATER THOROUGHLY FOLLOWING PLANTING.

TREE PLANTING & STAKING

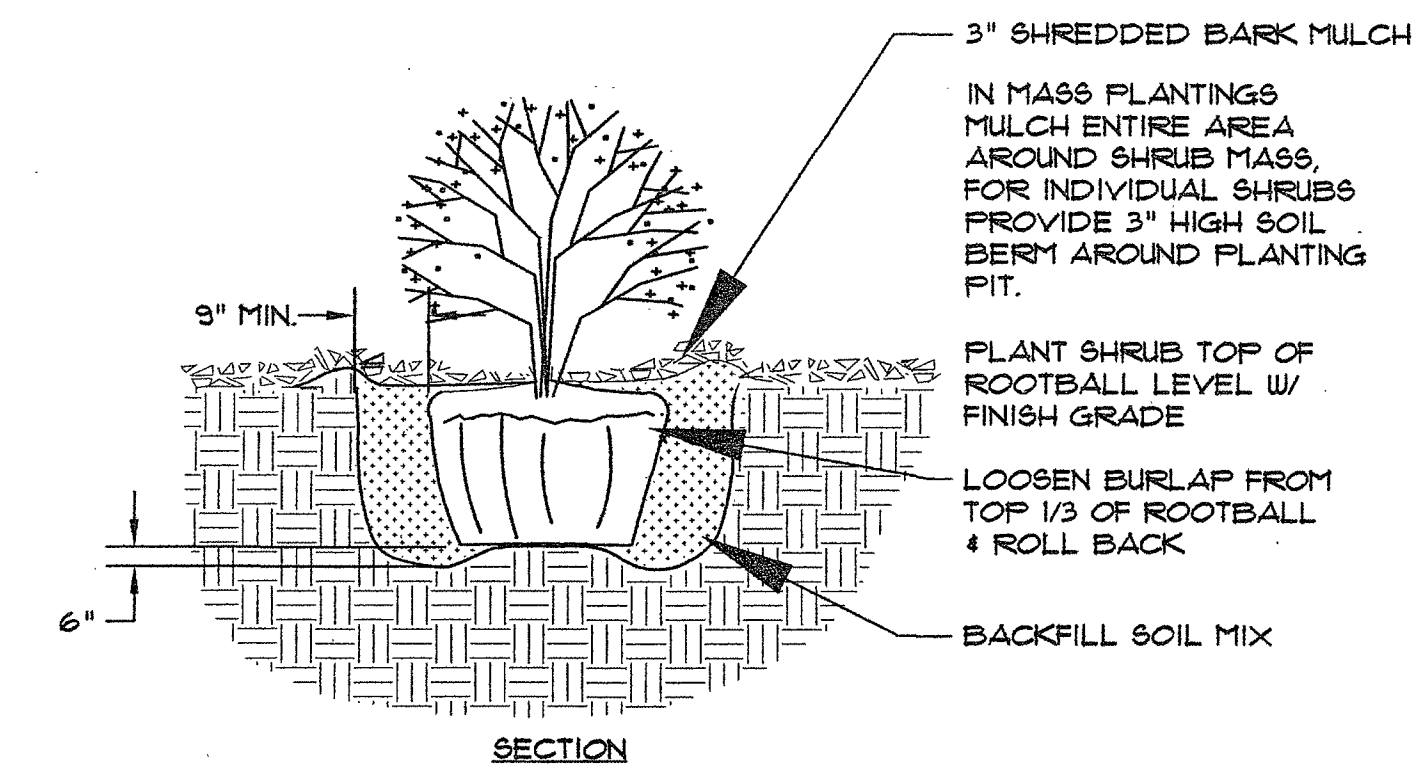
N.T.S.



- NOTES:**
- DO NOT ALLOW AIR POCKETS TO FORM WHEN BACKFILLING.
 - DO NOT DISTURB ROOT BALL WHEN PLANTING OR STAKING.
 - WATER THOROUGHLY FOLLOWING PLANTING.

EVERGREEN TREE

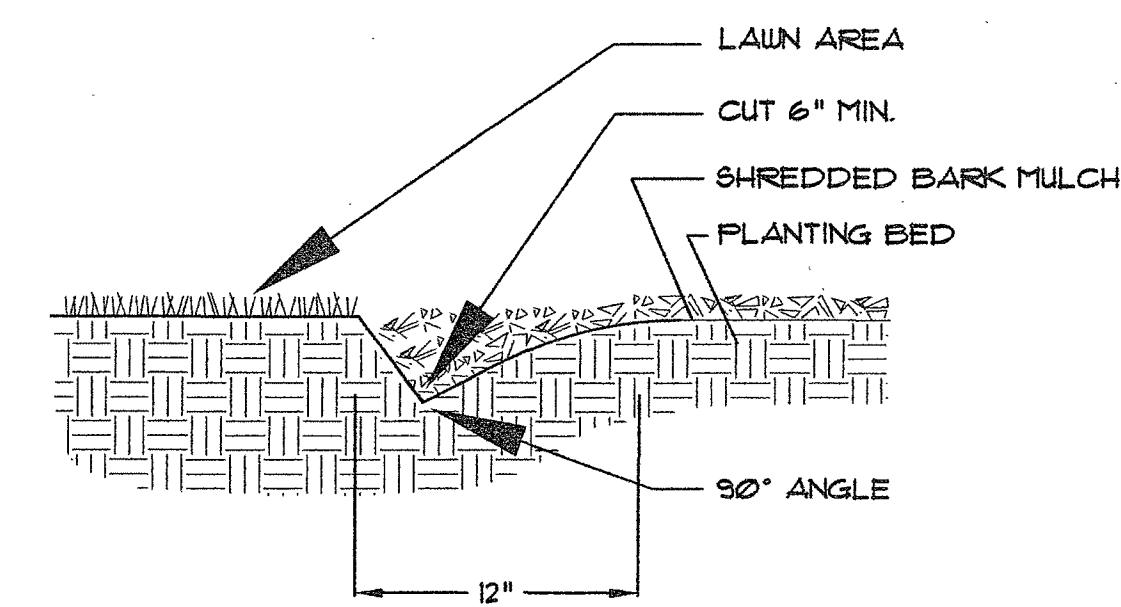
N.T.S.



- NOTES:**
- DO NOT ALLOW AIR POCKETS TO FORM WHEN BACKFILLING.
 - DO NOT DISTURB ROOT BALL WHEN PLANTING OR STAKING.
 - WATER THOROUGHLY FOLLOWING PLANTING.


SHRUB PLANTING

N.T.S.



SPADE CUT EDGE

N.T.S.



Fletcher Architects, Inc.

ARCHITECTURE ■ PLANNING ■ INTERIORS
1906 NORTH SIGNAL HILLS DRIVE
KIRKWOOD, MO. 63122
TEL. (314) 965-6333
FAX. (314) 965-8997
info@fletcher-architects.com

CONSULTANTS

CIVIL ENGINEER:

PERKINS AND WEEB ASSOC. PC
2100 N. MISSOURI
ST. LOUIS, MO 63108
PHONE (314) 594-2200
FAX (314) 594-0200

STRUCT. ENGINEER:

W.S. CRAMER INC.
844 SOUTH BELL HARBORWAY
ST. LOUIS, MO 63104
PHONE (314) 594-7927
FAX (314) 594-0200

M.E.P. ENGINEER:

THE GREEN GROUP
200 WEST GILBERT BLVD.
CHESTERFIELD, MO 63005
PHONE (314) 592-7700
FAX (314) 592-7927

HARDWARE CONSULTANT

ENR
1000 W. BROAD ST.
ST. LOUIS, MO 63102
PHONE (314) 463-7970
FAX (314) 463-7970

KITCHEN CONSULTANTS

THE GREEN GROUP
200 WEST GILBERT BLVD.
ST. LOUIS, MO 63005
PHONE (314) 592-7700
FAX (314) 592-7927

LANDSCAPE ARCHITECT

1100 S. BROADWAY
ST. LOUIS, MO 63102
PHONE (314) 594-3000
FAX (314) 594-3000

INTERIOR DESIGN

1100 S. BROADWAY
ST. LOUIS, MO 63102
PHONE (314) 594-3000
FAX (314) 594-3000

PROJECT: ADDITION AND RENOVATIONS TO

McKnight Road
Church of Christ
2515 SOUTH MCKNIGHT ROAD
ST. LOUIS, MO 63124

PROJECT NO. 20202 SHEET NO. L2

CONSTRUCTION/BID DRAWINGS

NO. DATE REVISIONS

000001 ADDENDUM #0

PROJECT NO. 20202 SHEET NO. L2

DRAWN BY: SB

CHECKED BY: HB

DATE: NOVEMBER 1, 2002

CONSTRUCTION/BID DRAWINGS

ABBREVIATIONS

A	AC.	ACOUSTICAL AREA DRAIN	G	GAGE	R	RISER
B	BD.	BOARD	H	HIGH HEATING/AIR CONDITIONING CONTRACTOR	S	SOUTH SOUND ATTENUATION BLANKET
C	CAB(S)	CARPET(S)	I	INSIDE DIAMETER	S.A.B.	SANITARY SCHEDULE
D	DELL.	DEEP DOUBLE DEGREE	J	JANITOR CLOSET	S.D.	SMOKE DETECTOR
E	EA.	EAST	K	KITCHEN	S.F.T.U.	STRUCTURAL FACING TILE UNIT
F	F.A.	FEMALE	L	LAMINATE or LAMINATED	SHT.	SHEET
G	G.A.L.V.	GALVANIZED	M	MALE	SHTG.	SHEATHING
H	H.A.C.	HIGH HEATING/AIR CONDITIONING CONTRACTOR	N	NORTH	SHTG.	SHEATHING
I	I.D.	INSIDE DIAMETER	O	OVER ALL ON CENTERS	SHTG.	SHEATHING
J	J.C.	JANITOR CLOSET	O.C.	ON CENTERS	SHTG.	SHEATHING
K	KIT.	KITCHEN	O.D.	OUTSIDE DIAMETER	SHTG.	SHEATHING
L	LAM.	LAMINATE or LAMINATED	O.F.C.I.	OWNER FURNISHED CONTRACTOR INSTALLED	SHTG.	SHEATHING
M	M.A.	MACHINE	O.F.I.	OWNER FURNISHED OWNER INSTALLED	SHTG.	SHEATHING
N	N.I.C.	NOT IN CONTRACT	O.H.	OVERHEAD	SHTG.	SHEATHING
O	O.A.	OVER ALL ON CENTERS	O.P.	OPPOSITE HAND	SHTG.	SHEATHING
P	P.C.	PARTICLE PARTITION	O.Z.	OUNCE	SHTG.	SHEATHING
Q	Q.T.	QUARRY TILE	P	PARTICLE PARTITION	SHTG.	SHEATHING
R	RAD.	RADIUS	PARTN.	PARTITION	SHTG.	SHEATHING
S	S.A.B.	SANITARY SCHEDULE	P.C.	PLUMBING CONTRACTOR	SHTG.	SHEATHING
T	T.B.	TACKBOARD	PLAS.	PLASTER	SHTG.	SHEATHING
U	U.C.	UNDER CUT	PLAM.	PLASTIC LAMINATE	SHTG.	SHEATHING
V	V.C.T.	VINYL COMPOSITION TILE	PLB.	PLUMBING	SHTG.	SHEATHING
W	W.C.	WATER CLOSET	PLYND.	PLYWOOD	SHTG.	SHEATHING
X	X.O.	EXPOSED AGGREGATE	POL.	POLISHED	SHTG.	SHEATHING
Y	Y.D.	YARD DRAIN	PORT.	PORTABLE	SHTG.	SHEATHING
Z	Z.	ZINC	PREFAB.	PREFABRICATED	SHTG.	SHEATHING

MATERIALS LEGEND

	ASPHALT
	BATT INSULATION
	BRICK
	CONCRETE
	CONCRETE MASONRY UNIT
	COMPACT GRANULAR FILL
	EARTH
	EXISTING STRUCTURE
	GYPSON BOARD/PLASTER - ELEVATION
	INSULATION - RIGID
	PLYWOOD
	STEEL
	STONE
	WOOD FRAMING - CONTINUOUS
	WOOD BLOCKING - DISCONTINUOUS

SYMBOLS LEGEND


	SECTION DETAIL
	PLAN DETAIL OR ENLARGED PLAN
	EXTERIOR ELEVATION
	INTERIOR ELEVATION
	WORK POINT
	ROOM NUMBER
	WINDOW TYPE
	PARTITION TYPE
	DEMOLITION NOTE
	KEYED CONSTRUCTION NOTE
	KEY MATERIAL NOTES
	REVISION
	CEILING GRID STARTING POINT
	CEILING HEIGHT/CEILING SPOT ELEVATION
	EXISTING COLUMN BUBBLE
	NEW COLUMN BUBBLE
	EQUIPMENT / FURNITURE TAG
	NORTH ARROW

PLAN LEGEND

	NEW CONSTRUCTION
	EXISTING PARTITION TO REMAIN.
	EXISTING PARTITION TO BE REMOVED.
	DOOR # SAME AS ROOM # U.N.O.
	NEW DOOR AND FRAME.
	EXISTING DOOR TO REMAIN.
	EXISTING DOOR TO BE REMOVED.
	BORROW LITE
	CONTRACT LIMIT LINE.
	2 HOUR FIRE WALL
	2 HOUR SEPARATION
	1 HOUR FIRE SEPARATION
	1 HOUR SMOKE BARRIER
	SMOKE PARTITION.
	MATCH LINE

GENERAL CONSTRUCTION NOTES

- Dimensions noted "as required" or "verify" are to be verified with the General Contractor for final approval before final construction. Contractor is not to proceed with construction if a dimension is in question or error. Contractor shall verify all existing conditions.
- See Partition Types Schedule for partition information and general details.
- All Masonry is nominal thickness unless noted otherwise.
- Refer to Structural Drawings for reinforcement in masonry walls and partitions.
- Refer to exterior building elevations for locations of control and expansion joints.
- Masonry openings are nominally dimensioned. Adjust masonry accordingly.
- Refer to Room Finish Schedule for locations of concrete floor hardener/sealer.
- Slope the floor surface to floor drains 1/8" per foot (minimum) as shown. Where floor slopes are not indicated, slope floor 1/8" per foot to drain for a minimum of 2'-0" around drain.



Fletcher Architects, Inc.

ARCHITECTURE ■ PLANNING ■ INTERIORS
1936 NORTH SIGMA HILLS DRIVE
KIRKWOOD, MO. 63122
TEL. (314) 965-6333
FAX. (314) 965-6997
info@fletcher-architects.com

CONSULTANTS
CIVIL ENGINEER:
FRONTENAC ENGINEERING GROUP, INC.
18 SUNNEN DR.
ST. LOUIS, MO 63143
PHONE (314) 944-2200
FAX (314) 944-0848

STRUCT. ENGINEER:
ABS CONSULTING
1848 LACKLAND HILLS PARKWAY
ST. LOUIS, MO 63148
PHONE (314) 994-7007
FAX (314) 994-0728

M.E.P. ENGINEER:
800 ENGINEERING
660 SPRING ST. LOUIS BLVD.
CHESTERFIELD, MO 63005
PHONE (636) 650-7770
FAX (636) 650-7877

HARDWARE CONSULTANT
6566 PIERRE CT.
ST. LOUIS, MO 63128
PHONE (314) 487-7778
FAX (314) 488-2842

KITCHEN CONSULTANTS
THE GEDER GROUP
3501 WATSON ROAD
ST. LOUIS, MO 63108
PHONE (314) 848-2067
FAX (314) 848-2028

LANDSCAPE ARCHITECT
AUSTIN TACO AND ASSOC.
2511 LOCUST, 3RD FLOOR
ST. LOUIS, MO 63103
PHONE (314) 438-8999
FAX (314) 438-9150

INTERIOR DESIGN
OTTOLE DESIGN ASSOC.
124 WEST JEFFERSON
KIRKWOOD, MO 63122
PHONE (314) 938-9628
FAX (314) 938-9628

PROJECT: ADDITION AND RENOVATIONS TO
McKnight Road
Church of Christ
2515 SOUTH MCKNIGHT ROAD
ST. LOUIS, MO 63124

THE SEAL AND SIGNATURES APPLY ONLY TO THE DOCUMENT TO WHICH THEY ARE AFFIXED, AND WE EXPRESSLY DISCLAIM ANY RESPONSIBILITY FOR ALL OTHER PLANS, SPECIFICATIONS, ESTIMATES, PERMITS OR OTHER DOCUMENTS OR INSTRUMENTS RELATING TO THIS PROJECT TO BE USED FOR ANY PART OR PARTS OF THE PROJECT.

COPYRIGHT 2002 FLETCHER ARCHITECTS, INC.

NO.	DATE	REVISIONS
	00/00/01	ADDENDUM #0

PROJECT NO. 01403 SHEET NO. A0.01
DRAWN BY: SER
CHECKED BY: MEF
DATE: NOVEMBER 1, 2002
CONSTRUCTION/BID DRAWINGS

PARTITION TYPES

WIDTH

FRAMING

GYP. BD.

SOUND ATTENUATION BLANKETS WHERE SOUND WALLS (SW) ARE DESIGNATED

PARTITION GROUP 1										
PARTITION	TYPE	WIDTH	RATING	ASSEMBLY NO.	HTC	HTCH	TYPE	SIZE	SPACING	REMARKS
1A	B	1 1/2"	-	-	-	5/8"	-	2 1/2"	16" O.C.	
1B	H	1 1/2"	-	-	-	5/8"	-	3 5/8"	16" O.C.	
1C	S	1 1/2"	-	-	-	5/8"	-	3 5/8"	16" O.C.	

WIDTH

TWO LAYERS OF GYP. BD. COMMON SIDE ONLY @ P-TYPE 2G

FRAMING

GYP. BD.

SOUND ATTENUATION BLANKETS WHERE SOUND WALLS (SW) ARE DESIGNATED

PARTITION GROUP 2										
PARTITION	TYPE	WIDTH	RATING	ASSEMBLY NO.	HTC	HTCH	TYPE	SIZE	SPACING	REMARKS
2A	B	3/4"	-	-	-	5/8"	-	2 1/2"	16" O.C.	
2B	A	7/8"	-	-	-	5/8"	-	3 5/8"	16" O.C.	
2C	S	7/8"	-	-	-	5/8"	-	3 5/8"	16" O.C.	
2D	B	3/4"	HR.	U.L. U445	-	5/8"	TYPE X	2 1/2"	16" O.C.	
2E	A	7/8"	HR.	U.L. U445	-	5/8"	TYPE X	3 5/8"	16" O.C.	
2F	S	7/8"	HR.	U.L. U445	-	5/8"	TYPE X	3 5/8"	16" O.C.	
2G	S	1 1/2"	HR.	U.L. U445	-	5/8"	TYPE X	3 5/8"	16" O.C.	
2H	A	5/8"	-	-	-	1/2"	-	3 5/8"	16" O.C.	

WIDTH

FRAMING

GYP. BD.

GYP. BD.

SOUND ATTENUATION BLANKETS WHERE SOUND WALLS (SW) ARE DESIGNATED

PARTITION GROUP 3										
PARTITION	TYPE	WIDTH	RATING	ASSEMBLY NO.	HTC	HTCH	TYPE	SIZE	SPACING	REMARKS
3A	B	5"	2 HR.	U.L. U475	-	5/8"	TYPE X	2 1/2"	16" O.C.	
3B	B	1 1/8"	2 HR.	U.L. U475	-	5/8"	TYPE X	3 5/8"	16" O.C.	
3C	B	1 1/8"	2 HR.	U.L. U475	-	5/8"	TYPE X	3 5/8"	16" O.C.	

PARTITION SECTIONS

WIDTH

FRAMING

GYP. BD. TWO LAYERS

SOUND ATTENUATION BLANKETS WHERE SOUND WALLS (SW) ARE DESIGNATED

1" SHAFT LINER PANEL

PARTITION GROUP 5										
PARTITION	TYPE	WIDTH	RATING	ASSEMBLY NO.	HTC	HTCH	TYPE	SIZE	SPACING	REMARKS
5A	B	1 1/2"	2 HR.	U.L. U485	-	1/2"	TYPE X	2 1/2"	24" O.C.	

WIDTH

GYP. BD.

FRAMING

SOUND ATTENUATION BLANKETS WHERE SOUND WALLS (SW) ARE DESIGNATED

STUDS OR 2" WIDE GYP. BD. @ 1/3 POINTS VERT. HGT. OF WALL

PARTITION GROUP 6										
PARTITION	TYPE	WIDTH	RATING	ASSEMBLY NO.	HTC	HTCH	TYPE	SIZE	SPACING	REMARKS
6A	A	1'-4"	-	-	-	5/8"	-	2 1/2"	16" O.C.	
6B	A	2'-0"	-	-	-	5/8"	-	2 1/2"	16" O.C.	
6C	A	2'-4"	-	-	-	5/8"	-	2 1/2"	16" O.C.	

STRUCTURAL DECK

SEALANT AND BACKER ROD (TYP.)

DEFLECTION TRACK

LINE OF CEILING

METAL STUDS @ 16" O.C. U.N.O.

1 OR 2 LAYERS GYP. BOARD; SEE PARTITION SCHEDULE FOR THICKNESS

SOUND ATTENUATION BLANKETS (WHERE INDICATED)

BASE - SEE FINISH SCHEDULE

SEALANT AND BACKER ROD (TYP.)

PARTITION - SEE PARTITION TYPES

XX

ST

UNDER SIDE OF STRUCTURE

PRTN. TO STRUCT. DECK
ST 1-1/2" x 1'-0"

STRUCTURAL DECK

SEALANT AND BACKER ROD

SHAFTWALL DEFLECTION TRACK

LINE OF CEILING

SHAFTWALL STUDS @ 24" O.C.

1 OR 2 LAYERS GYP. BOARD; SEE PARTITION SCHEDULE

GYP. BOARD

SOUND ATTENUATION BLANKETS WHERE INDICATED

SEE PARTITION SCHEDULE FOR THICKNESS

BASE - SEE FINISH SCHEDULE

SEALANT AND BACKER ROD

PARTITION - SEE PARTITION TYPES

XX

SH

PARTIAL HEIGHT

SH SHAFT WALL
1-1/2" x 1'-0"

DIAGONAL STUD BRACING @ 8'-0" O.C. BOTH DIRECTIONS SECURE TO PARTITION RUNNER AND STRUCTURE ABOVE

SUSPENDED ACOUSTICAL CEILING

CASING BEAD (TYP.)

NEOPRENE GASKET BETWEEN TOP TRACK AND CEILING GRID

METAL STUDS @ 16" O.C. U.N.O.

SEE PARTITION SCHEDULE FOR THICKNESS

GYP. BOARD

BASE - SEE FINISH SCHEDULE

PARTITION - SEE PARTITION TYPES

XX

UC

UNDER SIDE OF CEILING

PRTN. TO UNDER-SIDE OF CLG. GRID
UC 1-1/2" x 1'-0"

PARTITION NOTES

- HEIGHTS OF PARTITION ELEMENTS ARE AS FOLLOWS: (SEE ALSO DETAIL REFERENCED.)
TC TO 4" ABOVE CEILING GRID.
TD TO STRUCTURAL DECK ABOVE.
UC TO UNDERSIDE OF CEILING GRID.
PART PARTIAL HEIGHT PARTITION.
- PARTITION TYPE ASSEMBLIES WITH THE DESIGNATION SW (SOUND WALL) SHALL INCLUDE SOUND ATTENUATION BLANKETS AS INDICATED ON PARTITION SECTIONS.
- TEST NUMBERS ARE FOR UNDERWRITERS' LABORATORIES (UL) ASSEMBLIES U.N.O.
- SEAL ALL PENETRATIONS OF FIRE-, SMOKE-, AND/OR SOUND-RATED PARTITIONS & ALL PENETRATIONS OF CORRIDOR SIDE OF PARTITIONS DESIGNED TO RESIST PASSAGE OF SMOKE.
- PROVIDE SOUND BATTS OF INDICATED THICKNESS ONLY WHERE PARTITION TAG SUBLETTER INDICATES SOUND BATTS
- SEE [REFLECTED CEILING PLAN], [FLOOR PLAN], [FIRE PROTECTION PLAN] FOR LOCATIONS AND RATINGS OF SMOKE- AND FIRE-RATED PRTNs. REFERENCED TEST NUMBERS APPLY ONLY TO PARTITIONS INDICATED TO BE RATED (SEE ALSO GENERAL NOTE 3).
- OFFSET STUDS [1"] FROM FACE OF WALL OR COLUMN (WHERE OCCURS) U.N.O. ON PLAN.
- PARTITION THICKNESS VARIES--SEE PLANS.

DIAGONAL STUD BRACING @ 8'-0" O.C. BOTH DIRECTIONS SECURE TO PARTITION RUNNER AND STRUCTURE ABOVE

4" MIN.

LINE OF CEILING

CONTINUOUS FIREBLOCKING @ CEILING LINE

GYP. BOARD

SEE PARTITION SCHEDULE FOR THICKNESS

SOUND ATTENUATION BLANKETS (WHERE INDICATED)

METAL STUDS @ 16" O.C. U.N.O.

BASE - SEE FINISH SCHEDULE

PARTITION - SEE PARTITION TYPES

XX

T

THRU CEILING

PRTN. THROUGH CLG. GRID
TC 1-1/2" x 1'-0"

STRUCTURAL DECK

SEALANT AND BACKER ROD (TYP.)

DEFLECTION TRACKS

SEE PLAN

LINE OF CEILING

METAL STUDS @ 16" O.C. U.N.O.

1 OR 2 LAYERS GYP. BOARD; SEE PARTITION SCHEDULE

PROVIDE 12" GYP. BOARD GUSSETS BETWEEN STUDS AT 48" O.C. MAX. VERTICALLY

SOUND ATTENUATION BLANKETS WHERE INDICATED

BASE - SEE FINISH SCHEDULE

SEALANT AND BACKER ROD (TYP.)


PARTITION - SEE PARTITION TYPES

XX

PC

PLUMBING CHASE

PC PLBG. CHASE
1-1/2" x 1'-0"



Fletcher::
Architects, Inc.

ARCHITECTURE ■ PLANNING ■ INTERIORS
1906 NORTH SIGNAL HILLS DRIVE
BIRMGHAM, MO 63122
TEL. (314) 965-6333
FAX. (314) 965-8997
info@fletcher-architects.com

CONSULTANTS

CIVIL ENGINEER:
FRONTIERS ENGR. GROUP, INC.
18 SUNNEN DR.
ST. LOUIS, MO 63143
PHONE (314) 844-2000
FAX. (314) 844-0845

STRUCT. ENGINEER:
ARL CONSULTING
940 LACKLAND HILLS PARKWAY
ST. LOUIS, MO 63146
PHONE (314) 894-7507
FAX. (314) 894-0722

M.E.P. ENGINEER:
SFC ENGINEERING
650 SPRINT OF ST. LOUIS BLVD.
CHESTERTOWN, MO 63006
PHONE (636) 530-7770
FAX. (636) 530-7877

HARDWARE CONSULTANT
870
8655 PIERRE CT.
ST. LOUIS, MO 63126
PHONE (314) 427-7776
FAX. (314) 842-2542

KITCHEN CONSULTANTS
THE GREEN GROUP
3501 WATSON ROAD
ST. LOUIS, MO 63109
PHONE (314) 845-2587
FAX. (314) 845-2588

LANDSCAPE ARCHITECT
AUSTIN TAC. AND ASSOC.
2901 LOCUST, 2ND FLOOR
ST. LOUIS, MO 63103
PHONE (314) 438-3666
FAX. (314) 438-9100

INTERIOR DESIGN
OTOOLE DESIGN ASSOC.
224 WEST HEPBURN
BIRMGHAM, MO 63122
PHONE (314) 909-9008
FAX. (314) 909-9008

PROJECT: ADDITION AND RENOVATIONS TO
McKnight Road
Church of Christ
2515 SOUTH MCKNIGHT ROAD
ST. LOUIS, MO 63124

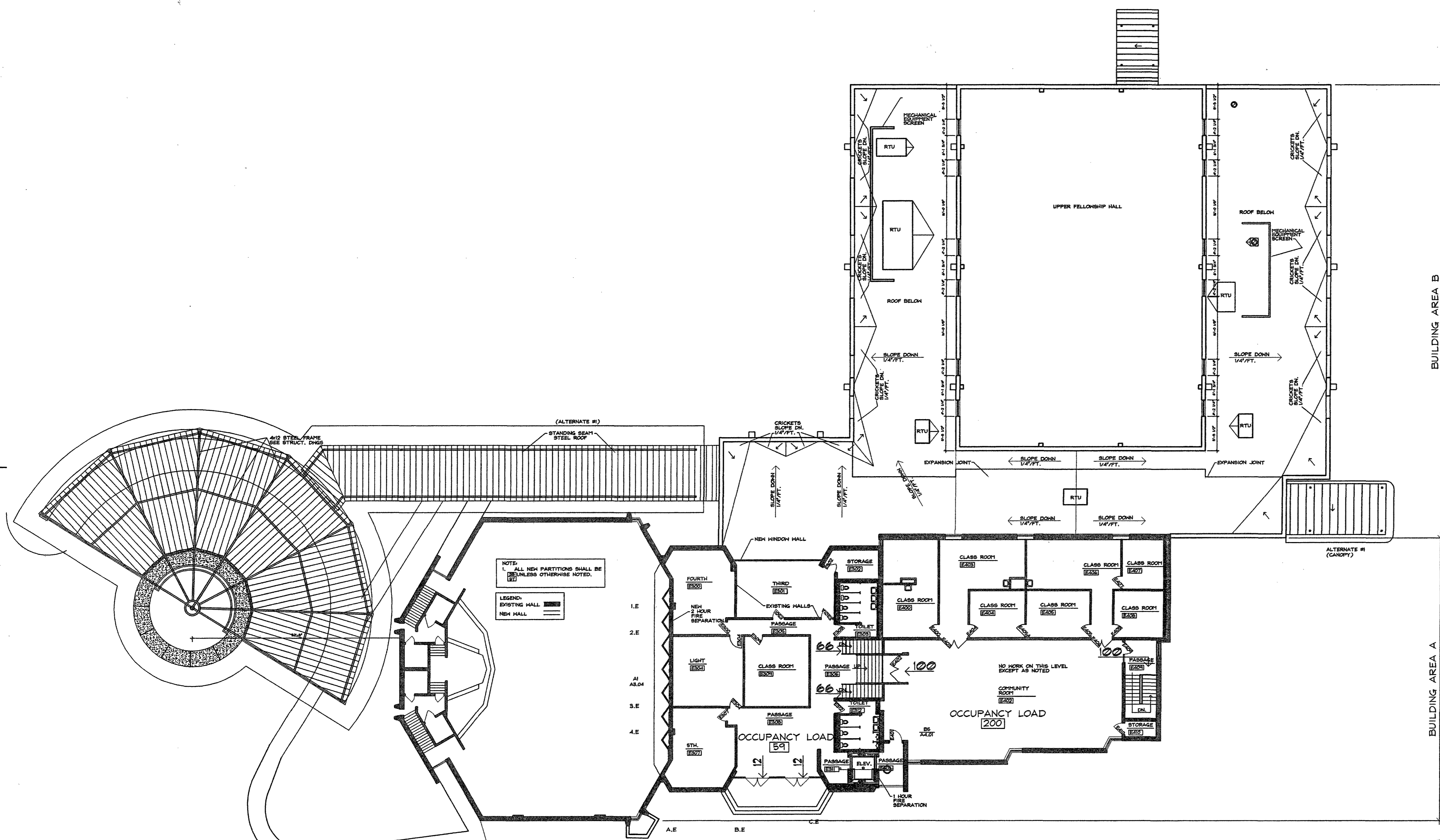
THE SEAL AND SIGNATURES APPLY ONLY TO THE DOCUMENT TO WHICH THEY ARE AFFIXED, AND WE EXPRESSLY DISCLAIM ANY RESPONSIBILITY FOR ALL OTHER PLANS, SPECIFICATIONS, ESTIMATES, REPORTS OR INSTRUMENTS OR INSTRUMENTS RELATING TO THE PROJECT.

COPYRIGHT 2002 FLETCHER ARCHITECTS, INC.

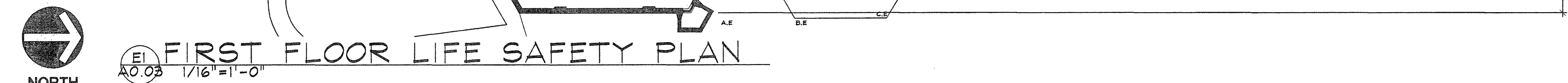

NO.	DATE	REVISIONS
000001		ADDENDUM #0

PROJECT NO. 01403 SHEET NO. A0.02
DRAWN BY: SER
CHECKED BY: MEF
DATE: NOVEMBER 1, 2002


CONSTRUCTION/BID DRAWINGS



SECOND FLOOR LIFE SAFETY PLAN
 A0.03 1/16"=1'-0"



FIRST FLOOR LIFE SAFETY PLAN
 A0.03 1/16"=1'-0"



CODE ABSTRACT :

APPLICABLE CODES (WHERE MORE THAN ONE CODE IS LISTED, MOST STRINGENT REQUIREMENTS APPLY, EXCEPT BY AGREEMENT OF THE CODE OFFICIAL) :

ARCHITECTURAL/STRUCTURAL	1996 BOCA NATIONAL BUILDING CODE
MECHANICAL	ST. LOUIS COUNTY
PLUMBING	ST. LOUIS COUNTY
ELECTRICAL	ST. LOUIS COUNTY

BUILDING AREA "A" (EXISTING BUILDING)

CONSTRUCTION TYPE (BOCA)	2C
USE GROUP CLASSIFICATIONS (BOCA)	A-4
TABLE 503 (MIXED USE A-4 CONTROLS)	
ALLOWABLE AREA	14,400 SQ. FT.
OPEN PERIMETER INCREASE	1.68
TOTAL ALLOWABLE AREA	24,192 SQ. FT.

TABLE 313.1.2	
FIRE AREA ONE	4,818 SQ. FT.
FIRE AREA TWO	6,780 SQ. FT.
TOTAL ACTUAL AREA	11,598 SQ. FT.

904.2
 NO FIRE AREA IS OVER 12,000 SQ. FT.

TABLE 503	
ALLOWABLE HEIGHT	30'
ACTUAL HEIGHT	30'

TABLE 503	
ALLOWABLE NUMBER OF STORIES	2
ACTUAL NUMBER OF STORIES	2

OCCUPANT LOAD	
ASSEMBLY A-4	688 PERSONS
EDUCATIONAL	459 PERSONS
TOTAL NUMBER OF OCCUPANTS	1,147 PERSONS

BUILDING AREA "B"

CONSTRUCTION TYPE (BOCA)	2C
USE GROUP CLASSIFICATIONS (BOCA)	A-3
TABLE 503	
ALLOWABLE AREA	8,400 SQ. FT.
OPEN PERIMETER INCREASE	1.34
TOTAL ALLOWABLE AREA	11,256 SQ. FT.


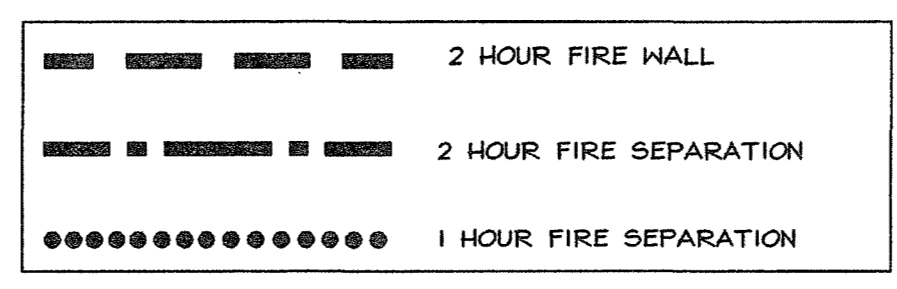
TABLE 313.1.2	
FIRE AREA ONE	10,921 SQ. FT.
FIRE AREA TWO	672 SQ. FT.
TOTAL ACTUAL AREA	11,593 SQ. FT.

TABLE 503	
ALLOWABLE HEIGHT	30'
ACTUAL HEIGHT	30'

TABLE 503	
ALLOWABLE NUMBER OF STORIES	2
ACTUAL NUMBER OF STORIES	1

OCCUPANT LOAD	
ASSEMBLY A-3 (ASSEMBLY CONCENTRATED CHAIRS)	786 PERSONS
BUSINESS	25 PERSONS
EDUCATIONAL	95 PERSONS
TOTAL NUMBER OF OCCUPANTS	906 PERSONS

NOTE:
 1. ALL NEW PARTITIONS SHALL BE 2H UNLESS OTHERWISE NOTED.
 (S1)



Fletcher Architects, Inc.
 ARCHITECTURE ■ PLANNING ■ INTERIORS
 1506 NORTH SIGNAL HILLS DRIVE
 KIRKWOOD, MO. 63122
 TEL. (314) 965-6333
 FAX. (314) 965-9997
 info@fletcher-architects.com

CONSULTANTS
 CIVIL ENGINEER:
 FRONTENAC ENGR. GROUP, INC.
 18 SUNDEN DR.
 ST. LOUIS, MO 63143
 PHONE (314) 944-2200
 FAX (314) 644-0848
 STRUCT. ENGINEER:
 ABE CONSULTING
 1848 LACKLAND HILLS PARKWAY
 ST. LOUIS, MO 63148
 PHONE (314) 994-7007
 FAX (314) 684-0722
 M.E.P. ENGINEER:
 BECO ENGINEERING
 850 SPIRIT OF ST. LOUIS BLVD.
 CHESTERFIELD, MO 63005
 PHONE (636) 630-7770
 FAX (636) 630-7877
 HARDWARE CONSULTANT
 B70
 6856 PIERRE CT.
 ST. LOUIS, MO 63128
 PHONE (314) 487-7778
 FAX (314) 948-8242
 KITCHEN CONSULTANTS
 THE DESIGN GROUP
 2801 WATSON ROAD
 ST. LOUIS, MO 63109
 PHONE (314) 946-2087
 FAX (314) 948-8508
 LANDSCAPE ARCHITECT
 AUSTIN TAO AND ASSOC.
 2011 LAMAR BLVD. FLOOR 2
 ST. LOUIS, MO 63103
 PHONE (314) 438-3699
 FAX (314) 438-4500
 INTERIOR DESIGN
 OTTOLE DESIGN ASSOC.
 814 WEST WASHINGTON
 KIRKWOOD, MO 63122
 PHONE (314) 909-8006
 FAX (314) 909-8008

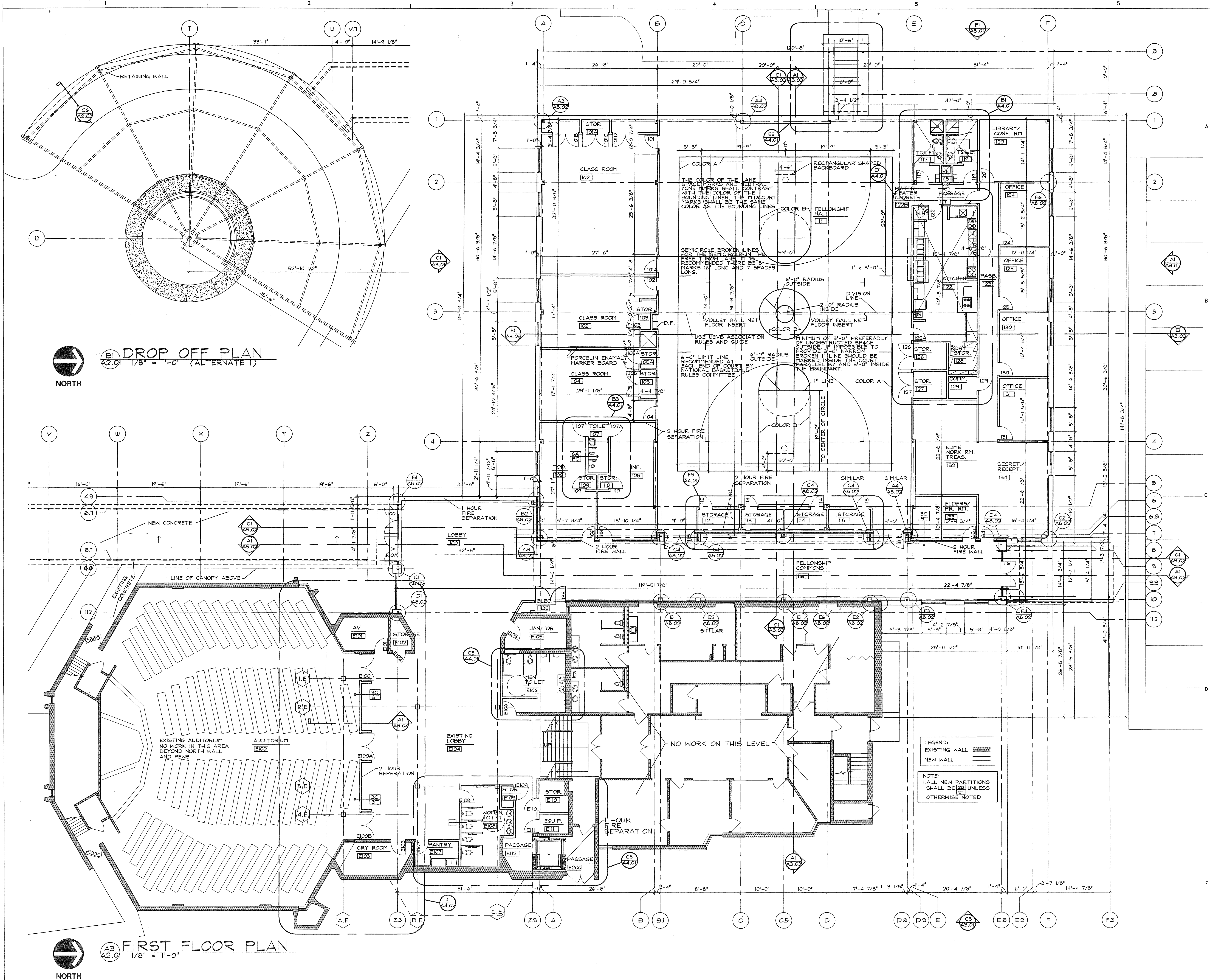
PROJECT:
 ADDITION AND RENOVATIONS TO
McKnight Road
 Church of Christ
 2515 SOUTH MCKNIGHT ROAD
 ST. LOUIS, MO 63124

THE SEAL AND SIGNATURES APPLY ONLY TO THE DOCUMENT TO WHICH THEY ARE AFFIXED, AND WE EXPRESSLY DISCLAIM ANY RESPONSIBILITY FOR ALL OTHERS AND FOR ANY REVISIONS, ERRORS, OMISSIONS, OR OTHER DOCUMENTS OF RECORDS RELATING TO THE PROJECT.

COPYRIGHT 2002 FLETCHER ARCHITECTS, INC.




NO.	DATE	REVISIONS
	00/00/01	ADDENDUM #0

PROJECT NO. 01403 SHEET NO. **A0.03**
 DRAWN BY: SER
 CHECKED BY: MEF
 DATE: NOVEMBER 1, 2002
 CONSTRUCTION/BID DRAWINGS



(B) DROP OFF PLAN
 A2.0 1/8" = 1'-0" (ALTERNATE 1)

(A) FIRST FLOOR PLAN
 A2.0 1/8" = 1'-0"



Fletcher Architects, Inc.

ARCHITECTURE • PLANNING • INTERIORS
 1306 NORTH WALHALL HILLS DRIVE
 ROCKWOOD, MO 63122
 TEL. (314) 965-6333
 FAX. (314) 965-8997
 info@fletcher-architects.com

CONSULTANTS

CIVIL ENGINEER:
 FRONTIERS ENGINEERING GROUP, INC.
 18 SUNNEN DR.
 ST. LOUIS, MO 63143
 PHONE (314) 844-2500
 FAX (314) 844-0845

STRUCT. ENGINEER:
 ARS CONSULTING
 8448 LAKELAND HILLS PARKWAY
 ST. LOUIS, MO 63149
 PHONE (314) 994-7007
 FAX (314) 994-0722

M.E.P. ENGINEER:
 BSC ENGINEERING
 650 SPIRIT OF ST. LOUIS BLVD.
 CHESTERTOWN, MO 63005
 PHONE (636) 530-7770
 FAX (636) 530-7877

HARDWARE CONSULTANT
 870
 6558 PIERRE CT.
 ST. LOUIS, MO 63138
 PHONE (314) 487-7778
 FAX (314) 487-2342

KITCHEN CONSULTANTS
 THE GIBBER GROUP
 3801 WATSON ROAD
 ST. LOUIS, MO 63109
 PHONE (314) 846-2887
 FAX (314) 848-8008

LANDSCAPE ARCHITECT
 AUSTIN TAO AND ASSOC.
 207 LOCUST, 2ND FLOOR
 ST. LOUIS, MO 63103
 PHONE (314) 438-9500
 FAX (314) 438-9500

INTERIOR DESIGN
 OTTOLE DESIGN ASSOC.
 124 WEST SPRINGFIELD
 ROCKWOOD, MO 63122
 PHONE (314) 808-9005
 FAX (314) 808-9005

PROJECT:
 ADDITION AND RENOVATIONS TO
McKnight Road
 Church of Christ
 2515 SOUTH MCKNIGHT ROAD
 ST. LOUIS, MO 63124


THE SEAL AND SIGNATURES APPLY ONLY TO THE DOCUMENT TO WHICH THEY ARE AFFIXED, AND WE EXPRESSLY DISCLAIM ANY LIABILITY FOR ALL OTHER PLANS, SPECIFICATIONS, ESTIMATES, REPORTS OR OTHER DOCUMENTS OR INSTRUMENTS RELATING TO THE PROJECT.

LEGEND:
 EXISTING WALL
 NEW WALL

NOTE:
 1. ALL NEW PARTITIONS SHALL BE 2 1/2" UNLESS OTHERWISE NOTED

NO.	DATE	REVISIONS
000001		ADDENDUM #0

PROJECT NO. 01403 SHEET NO. **A2.01**
 DRAWN BY: SER
 CHECKED BY: MEF
 DATE: NOVEMBER 1, 2002
 CONSTRUCTION/BID DRAWINGS



**Fletcher:
Architects, Inc.**

ARCHITECTURE • PLANNING • INTERIORS
1906 NORTH SIGNAL HILLS DRIVE
KIRKWOOD, MO 63122
TEL. (314) 965-8333
FAX. (314) 965-8997
info@fletcher-architects.com

CONSULTANTS

CIVIL ENGINEER:
FRONTENAC ENGR. GROUP, INC.
18 SUMNER DR.
ST. LOUIS, MO 63143
PHONE (314) 844-2200
FAX (314) 844-0848

STRUCT. ENGINEER:
ABS CONSULTING
1848 LACLAUD HILLS PARKWAY
ST. LOUIS, MO 63148
PHONE (314) 884-7007
FAX (314) 884-0722

M.E.P. ENGINEER:
850 ENGINEERS
650 SPECT OF ST. LOUIS BLVD.
CHESTERFIELD, MO 63005
PHONE (636) 850-7770
FAX (636) 850-7877

HARDWARE CONSULTANT
8700
6565 PIERRE CT.
ST. LOUIS, MO 63128
PHONE (314) 483-7778
FAX (314) 848-2242

KITCHEN CONSULTANTS
THE GEMER GROUP
8501 WATSON ROAD
ST. LOUIS, MO 63149
PHONE (314) 848-2087
FAX (314) 848-8208

LANDSCAPE ARCHITECT
AUSTIN TAD AND ASSOC.
2911 LOCUST, 2ND. FLOOR
ST. LOUIS, MO 63103
PHONE (314) 438-9889
FAX (314) 438-9180

INTERIOR DESIGN
CYCLOPE DESIGN ASSOC.
124 WEST JEFFERSON
KIRKWOOD, MO 63122
PHONE (314) 808-9004
FAX (314) 808-1808

PROJECT:
ADDITION AND RENOVATIONS TO
McKnight Road
Church of Christ
2515 SOUTH MCKNIGHT ROAD
ST. LOUIS, MO 63124

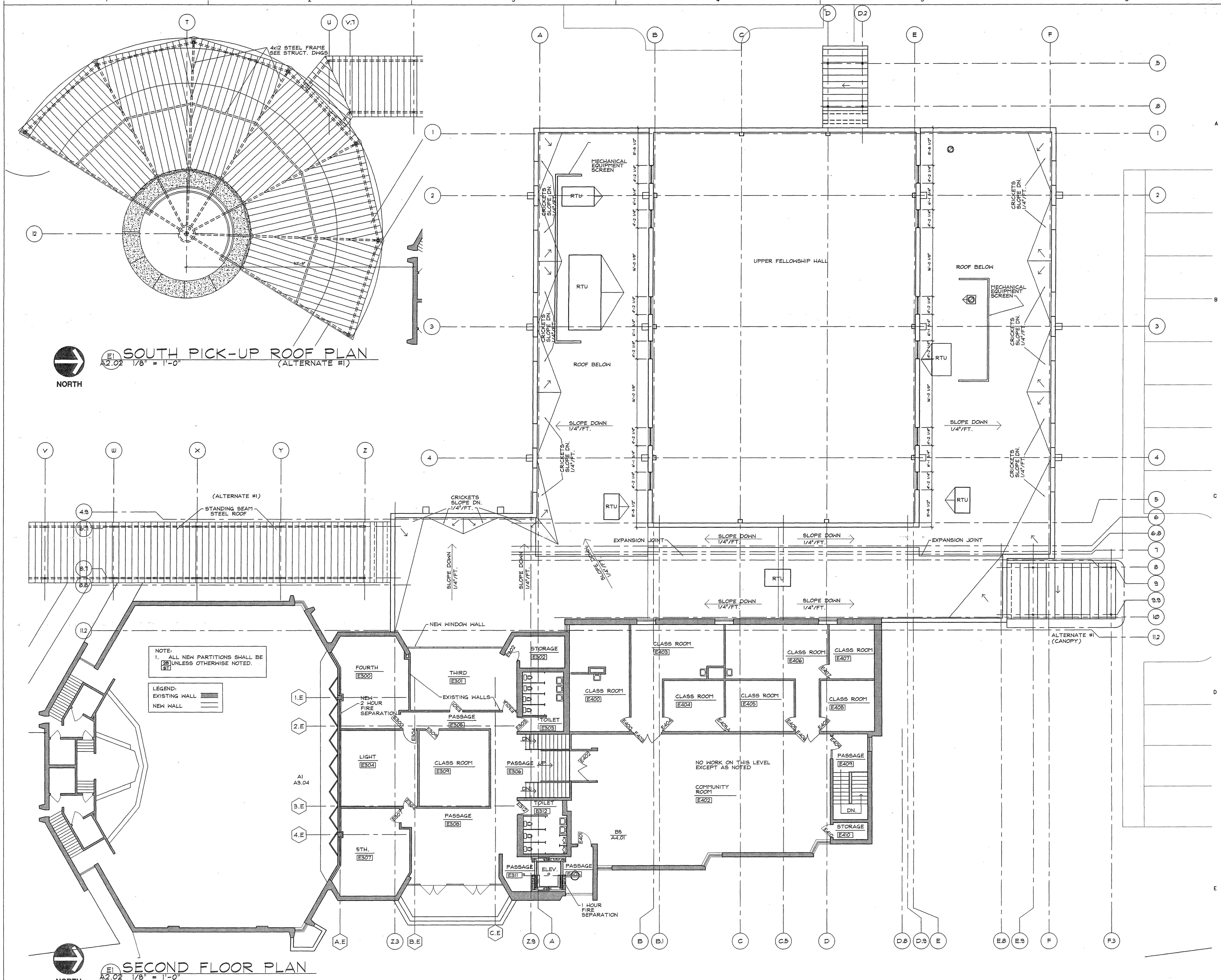
THE SEAL AND SIGNATURES APPLY ONLY TO THE DOCUMENT TO WHICH THEY ARE AFFIXED, AND THE DESIGNER ASSUMES ANY RESPONSIBILITY FOR ALL CHANGES, REVISIONS, SPECIFICATIONS, ESTIMATES, REPORTS OR STATEMENTS TO BE USED FOR ANY PART OR PARTS OF THE PROJECT.

COPYRIGHT 2002 FLETCHER ARCHITECTS, INC.

NO.	DATE	REVISIONS
	09/09/01	ADDENDUM #0

PROJECT NO. 01403 SHEET NO. A2.02
DRAWN BY: SER
CHECKED BY: MEF
DATE: NOVEMBER 1, 2002

CONSTRUCTION/BID DRAWINGS




E1 SOUTH PICK-UP ROOF PLAN
A2.02 1/8" = 1'-0" (ALTERNATE #1)

E1 SECOND FLOOR PLAN
A2.02 1/8" = 1'-0"

NOTE:
1. ALL NEW PARTITIONS SHALL BE 2 HOUR FIRE SEPARATION UNLESS OTHERWISE NOTED.

LEGEND:
EXISTING WALL
NEW WALL

NO WORK ON THIS LEVEL EXCEPT AS NOTED



**Fletcher::
Architects, Inc.**

ARCHITECTURE ■ PLANNING ■ INTERIORS
1906 NORTH SIGNAL HILLS DRIVE
KIRKWOOD, MO 63122
TEL. (314) 965-6333
FAX. (314) 965-8997
info@fletcher-architects.com

CONSULTANTS

CIVIL ENGINEER:
FRONTIAC ENGR. GROUP, INC.
8 SUNSHINE DR.
ST. LOUIS, MO 63149
PHONE (314) 844-2500
FAX (314) 844-0845

STRUCT. ENGINEER:

IBS CONSULTING
9448 LACKLAND HILLS PARKWAY
ST. LOUIS, MO 63146
PHONE (314) 984-7007
FAX (314) 984-0722

M.E.P. ENGINEER:

800 ENGINEERING
850 SPIRIT OF ST. LOUIS BLVD.
CHESTERFIELD, MO 63005
PHONE (314) 630-7770
FAX (314) 630-7877

HARDWARE CONSULTANT

676
5555 PIERRE CT.
ST. LOUIS, MO 63109
PHONE (314) 467-7778
FAX (314) 842-2342

KITCHEN CONSULTANTS

THE DESIGN GROUP
3801 WATSON ROAD
ST. LOUIS, MO 63109
PHONE (314) 945-2087
FAX (314) 945-9200

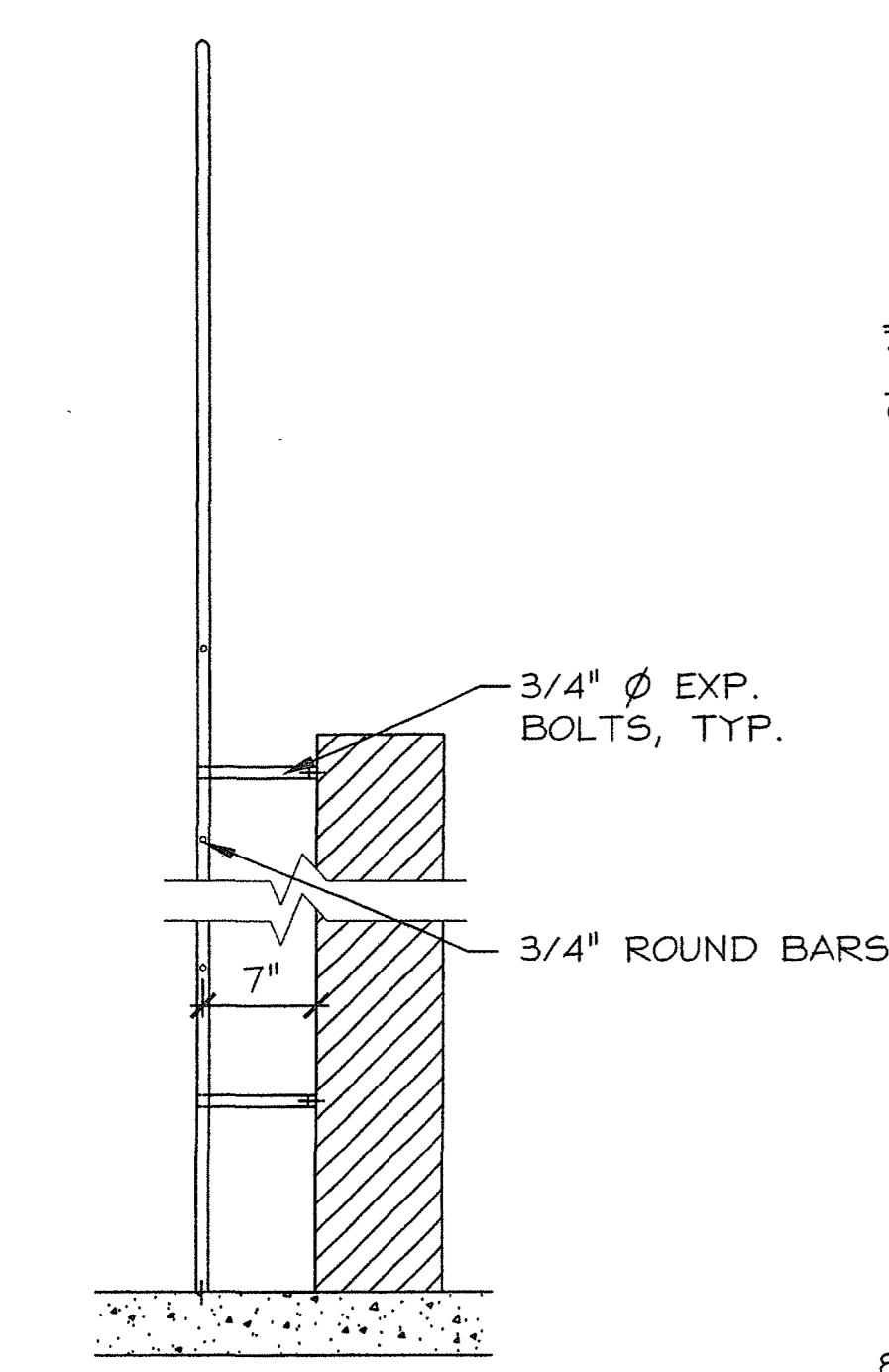
LANDSCAPE ARCHITECT

AUSTIN TACK AND ASSOC.
201 LOCUST, 2ND. FLOOR
ST. LOUIS, MO 63102
PHONE (314) 438-9899
FAX (314) 438-9100

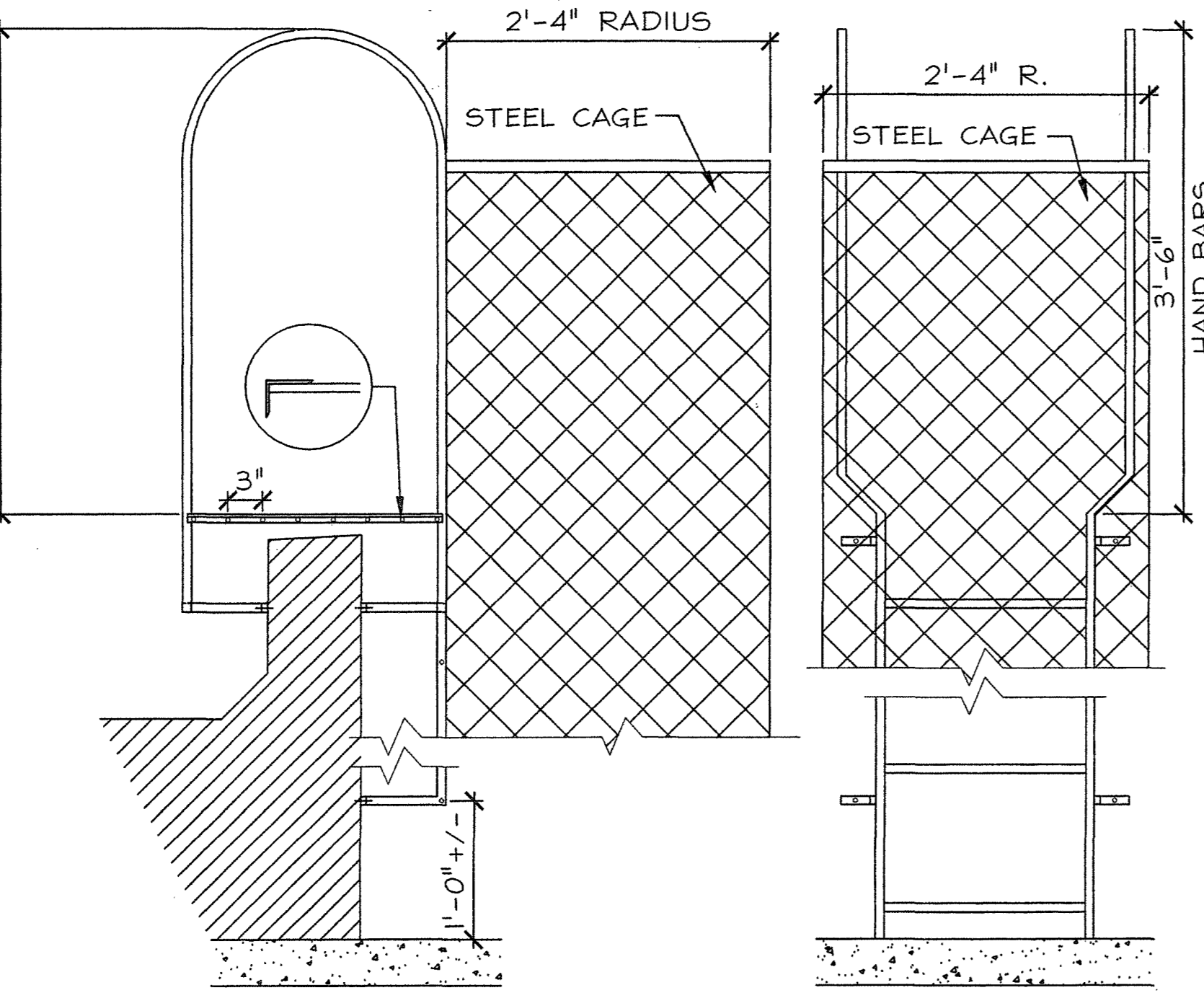
INTERIOR DESIGN

OTOLE DESIGN ASSOC.
124 WEST JEFFERSON
KIRKWOOD, MO 63122
PHONE (314) 809-1905
FAX (314) 809-1905

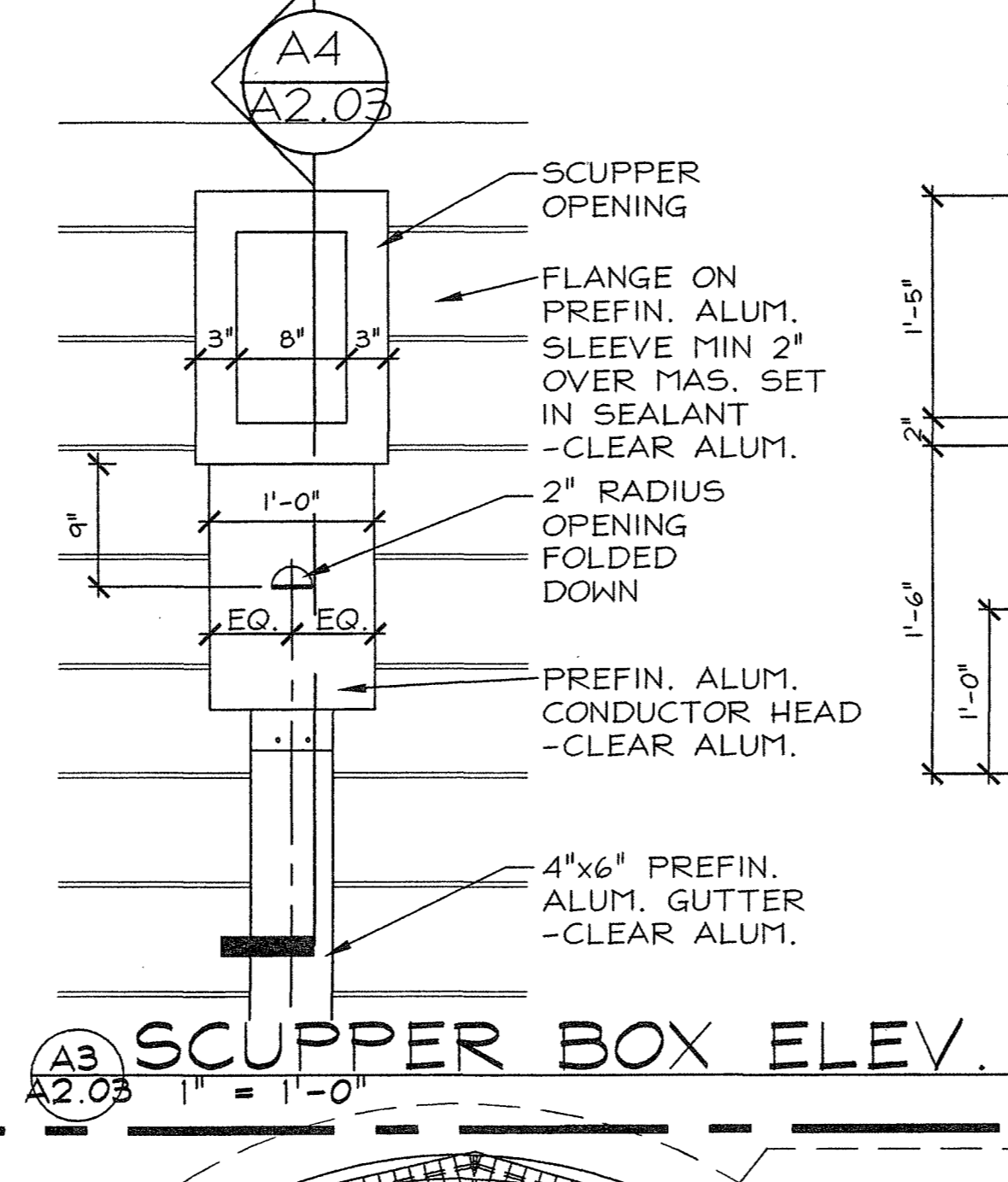
PROJECT:
ADDITION AND RENOVATIONS TO
McKnight Road
Church of Christ
2515 SOUTH MCKNIGHT ROAD
ST. LOUIS, MO 63124



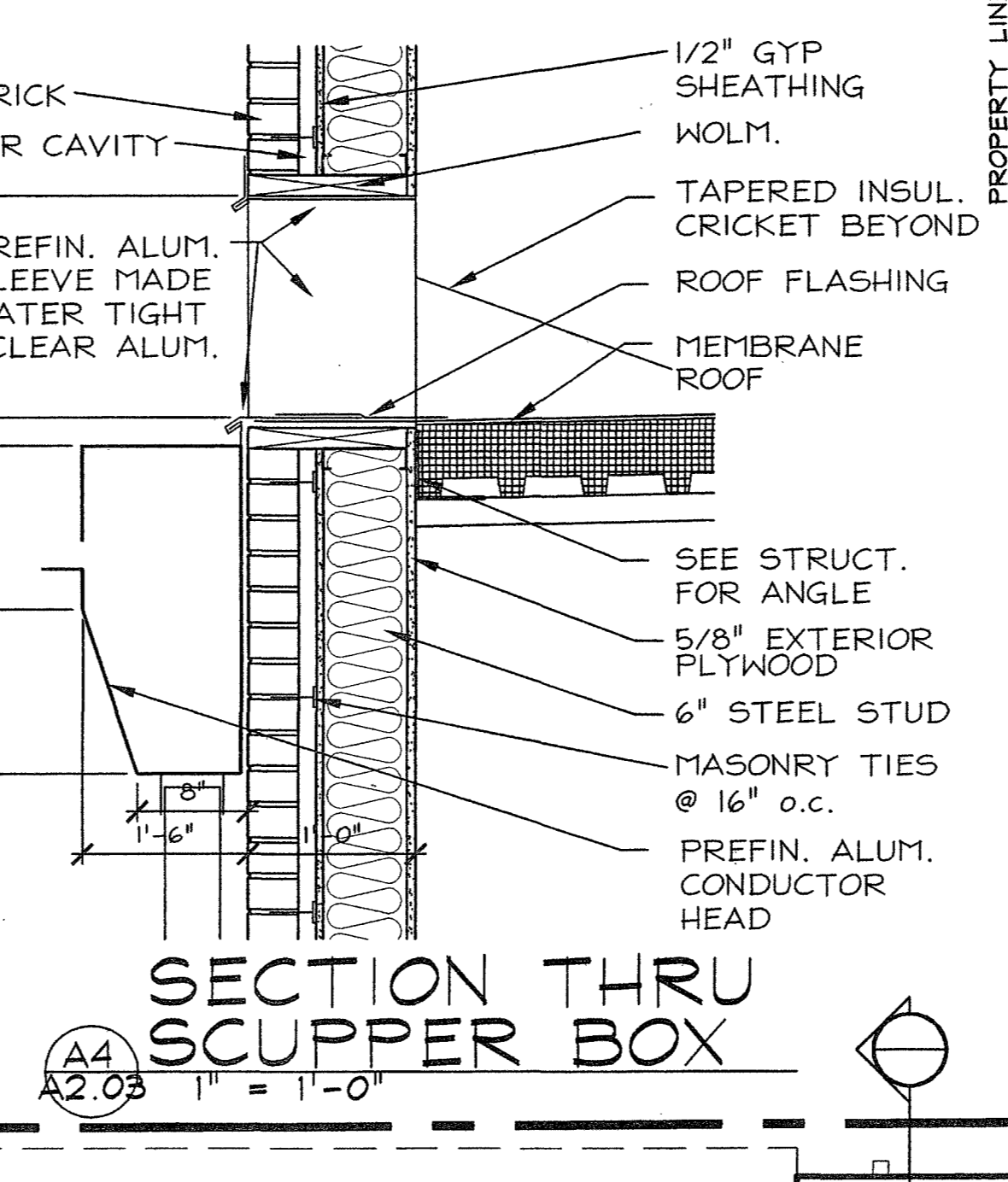
A1 SECTION THRU ROOF LADDER
1" = 1'-0"



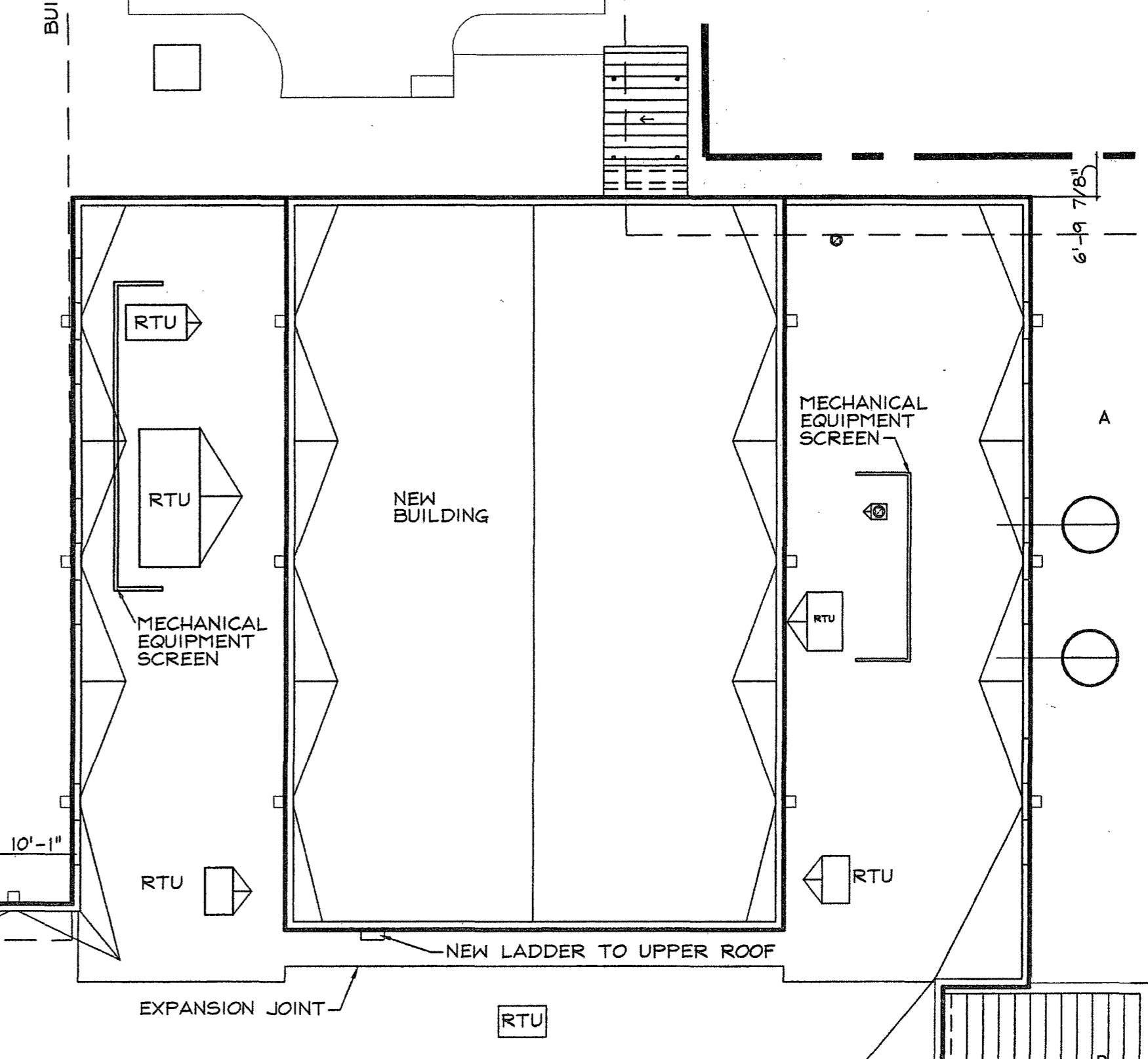
A2 SECTION THRU ROOF LADDER
1" = 1'-0"



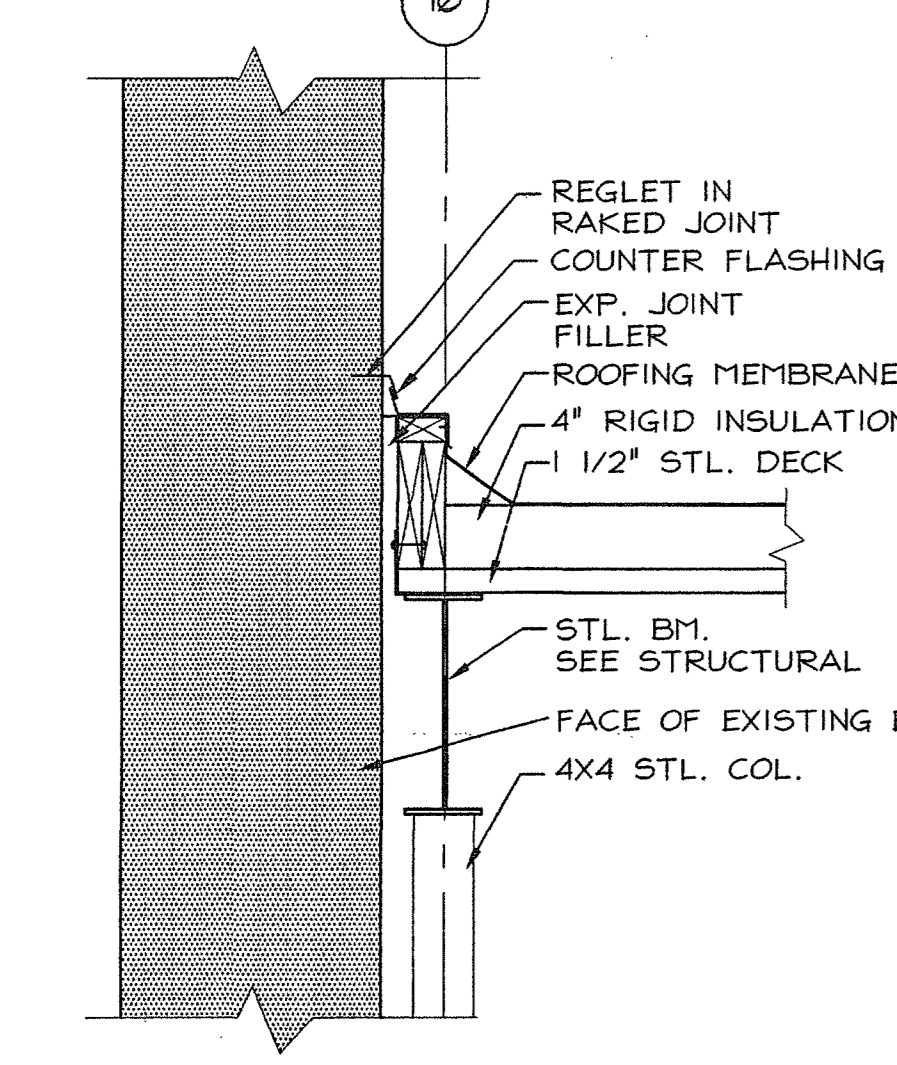
A3 SCUPPER BOX ELEV.
1" = 1'-0"



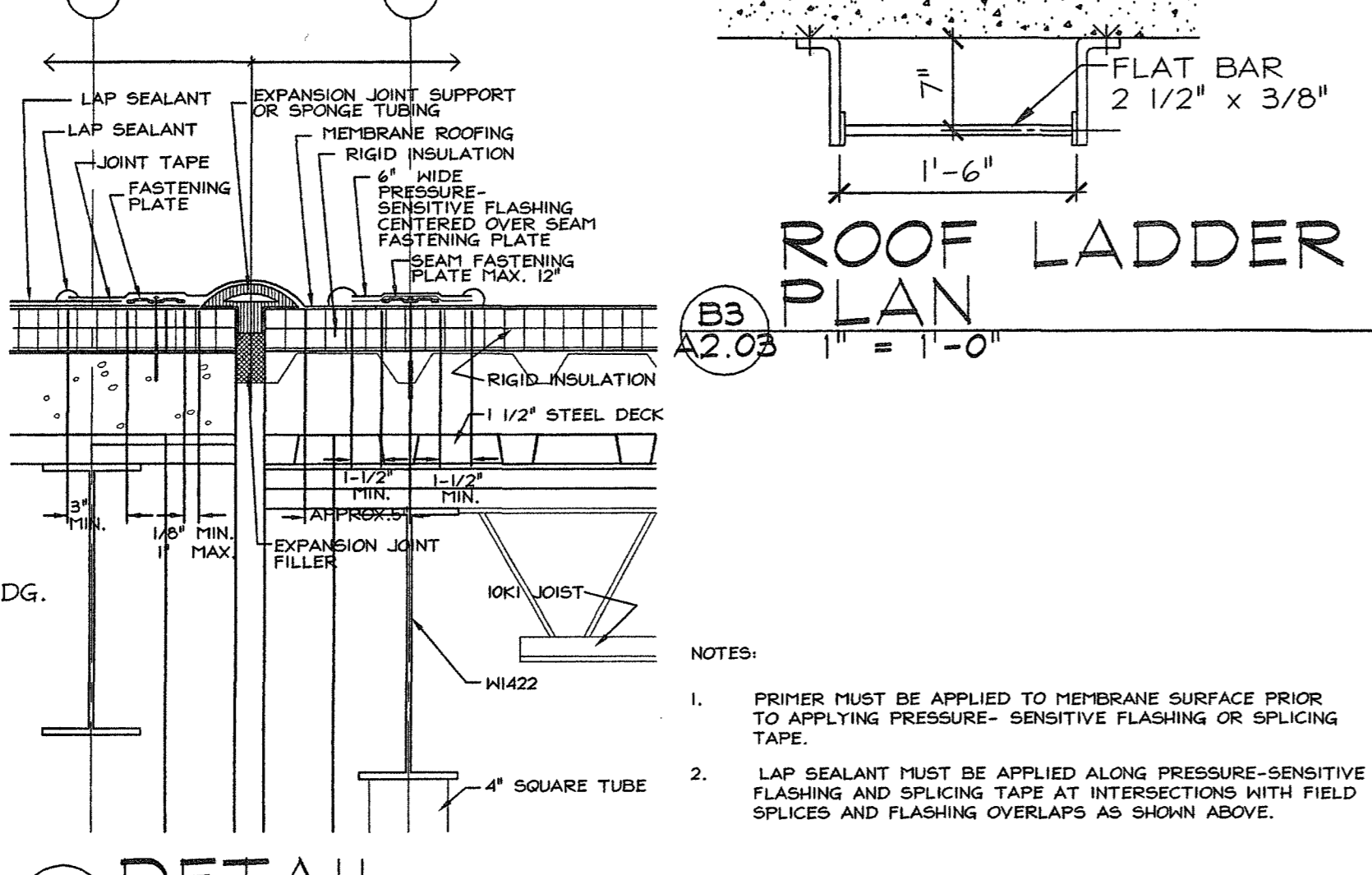
A4 SECTION THRU SCUPPER BOX
1" = 1'-0"



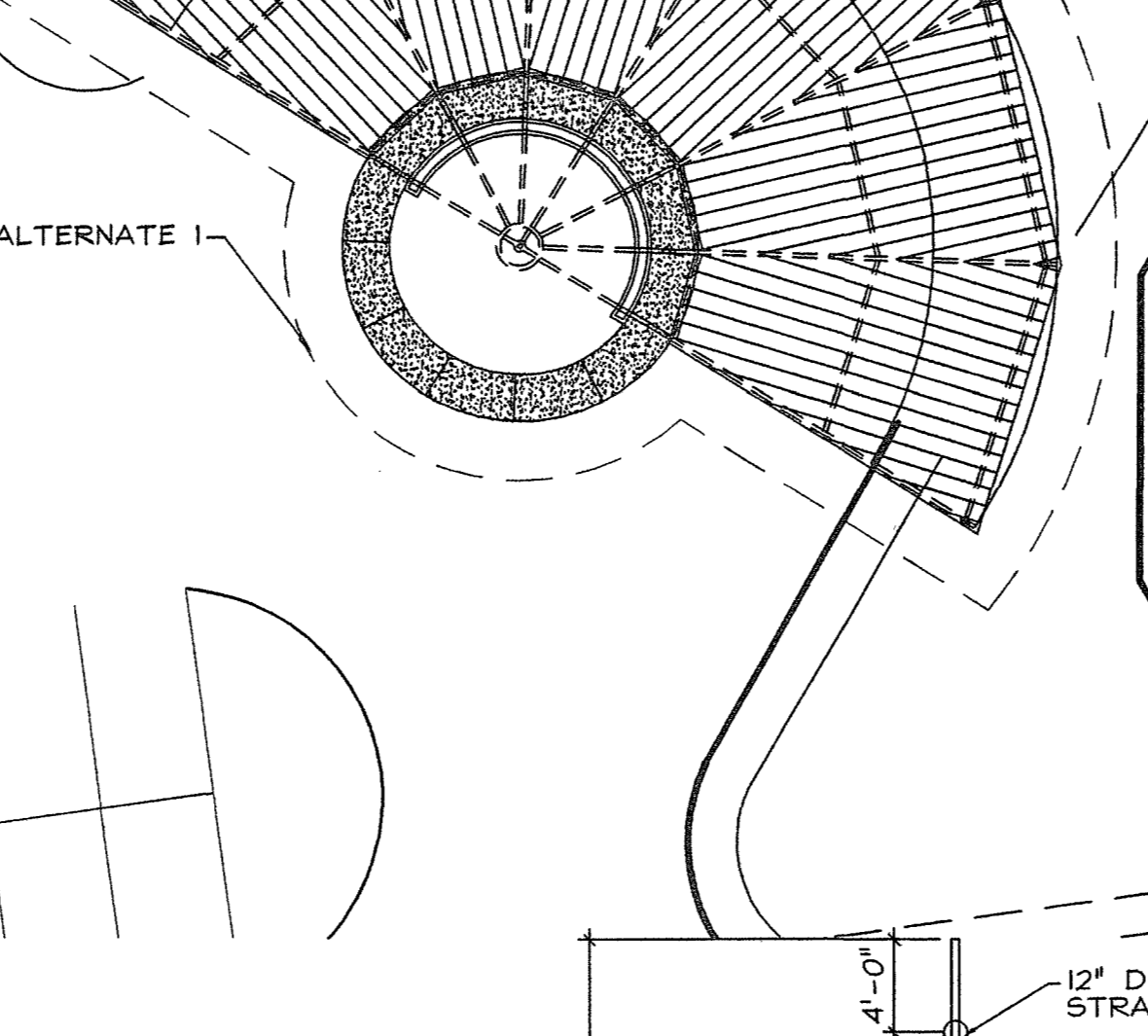
ROOF LADDER ELEVATION
1" = 1'-0"



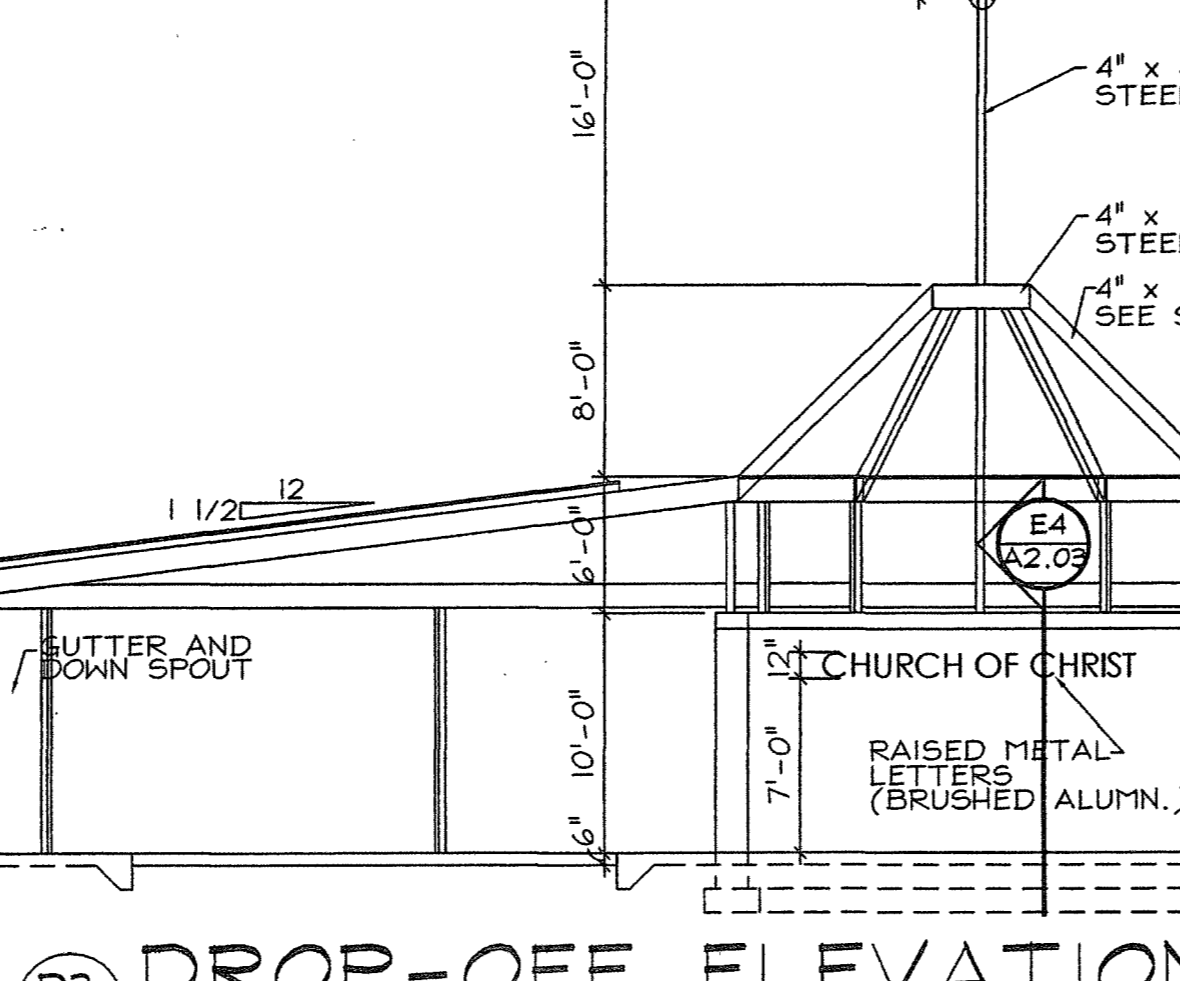
C1 DETAIL
1" = 1'-0"



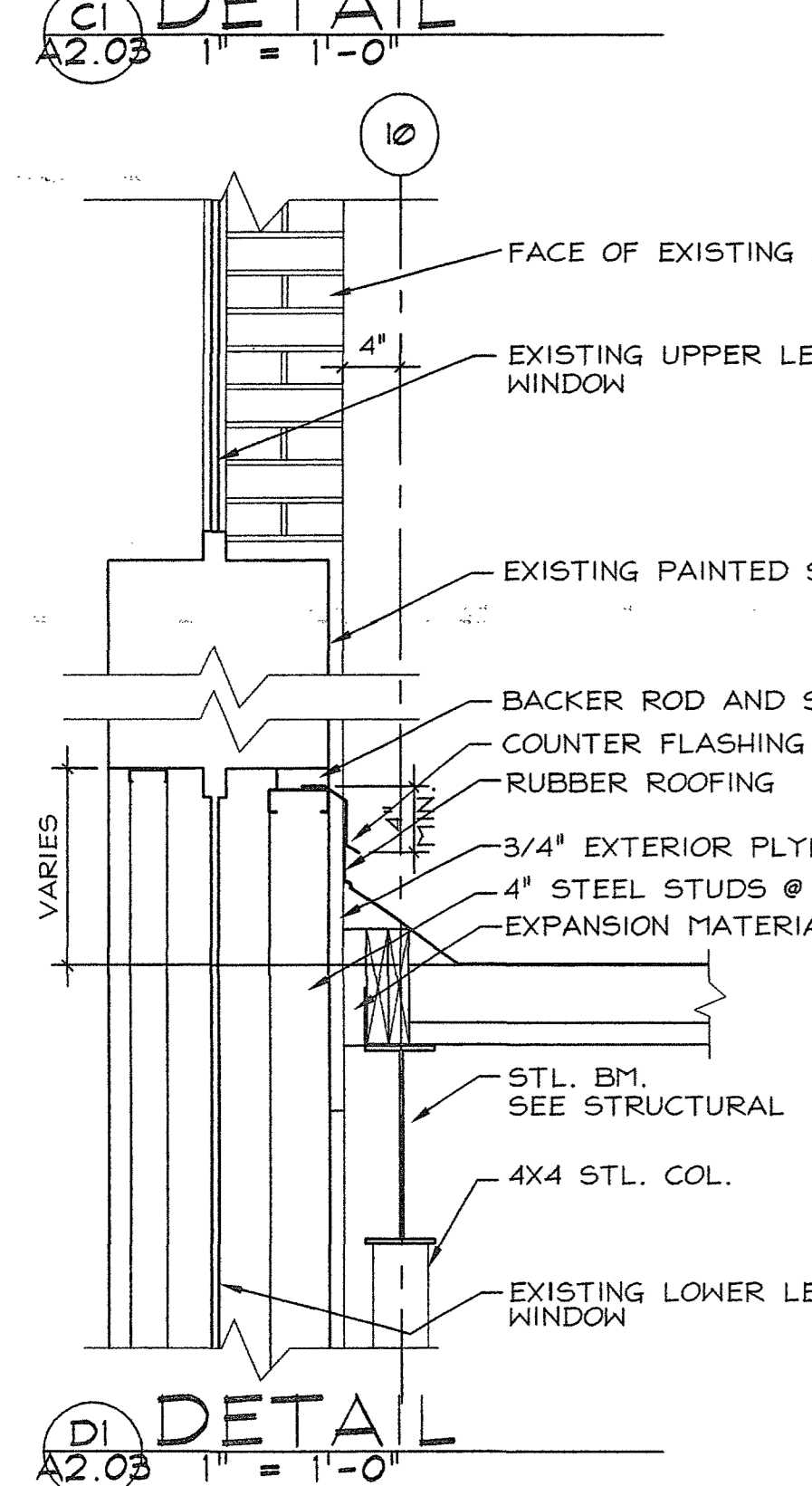
C2 DETAIL
1" = 1'-0"



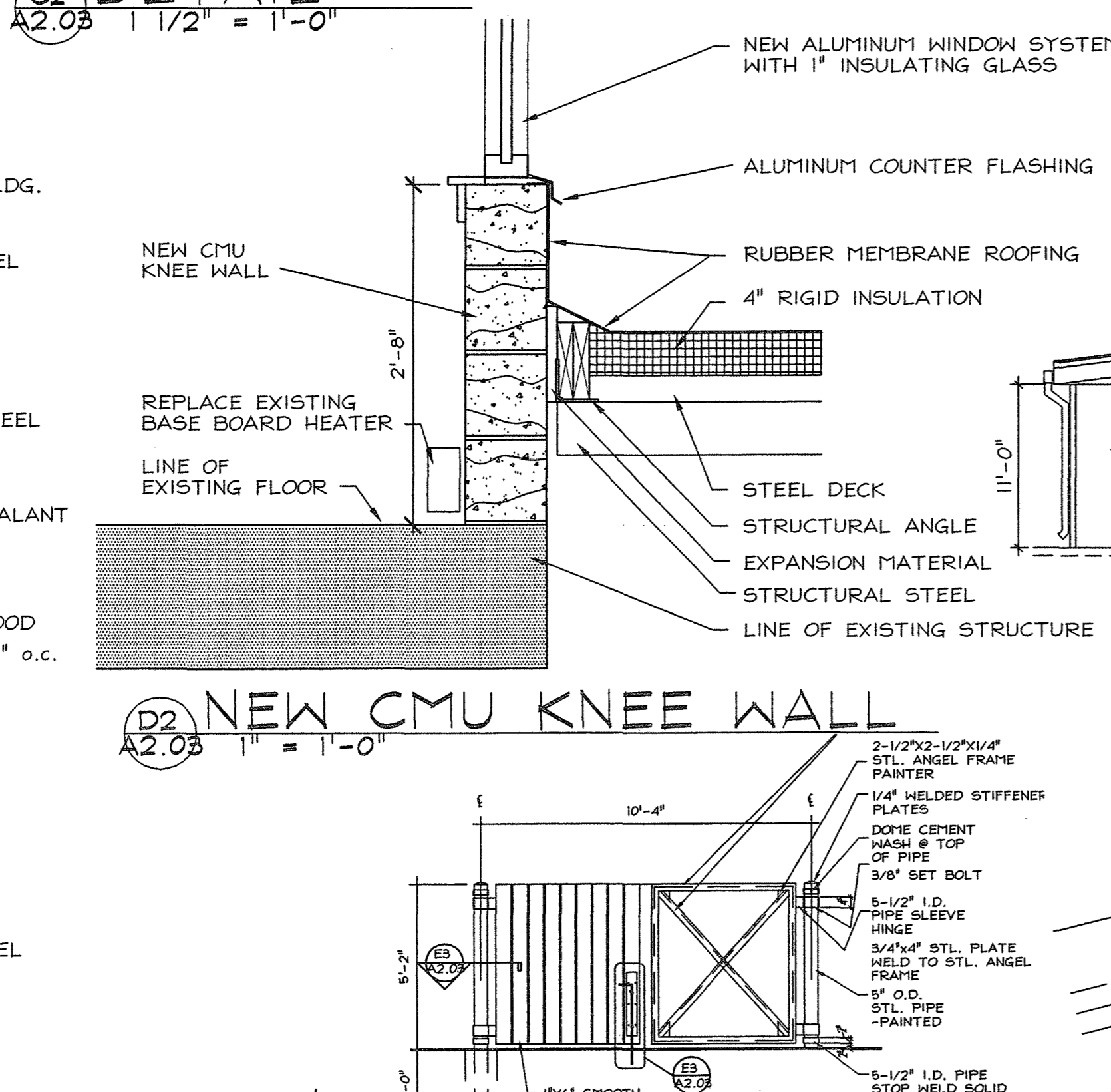
B3 ROOF LADDER PLAN
1" = 1'-0"



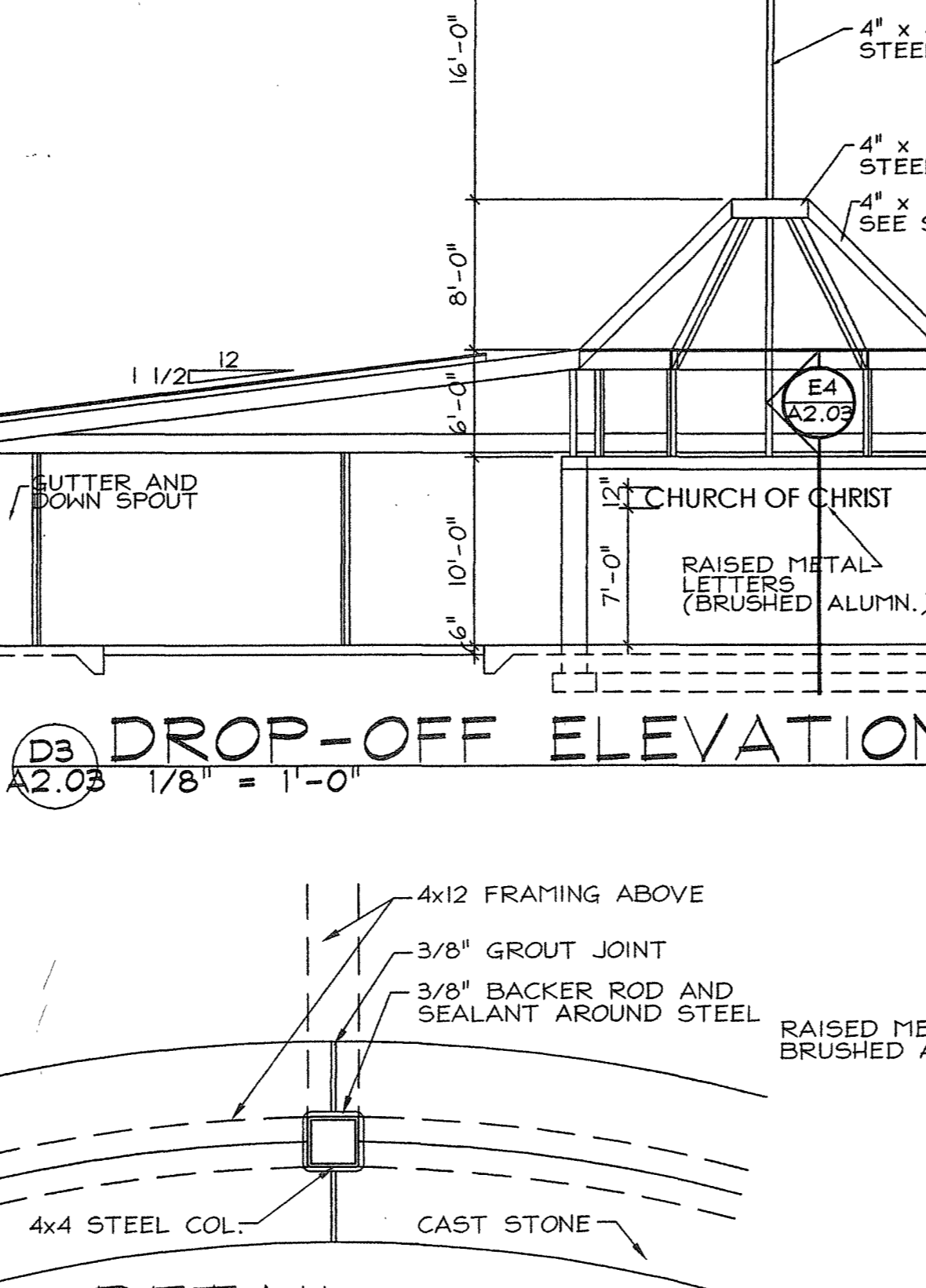
D3 DROP-OFF ELEVATION
1/8" = 1'-0"



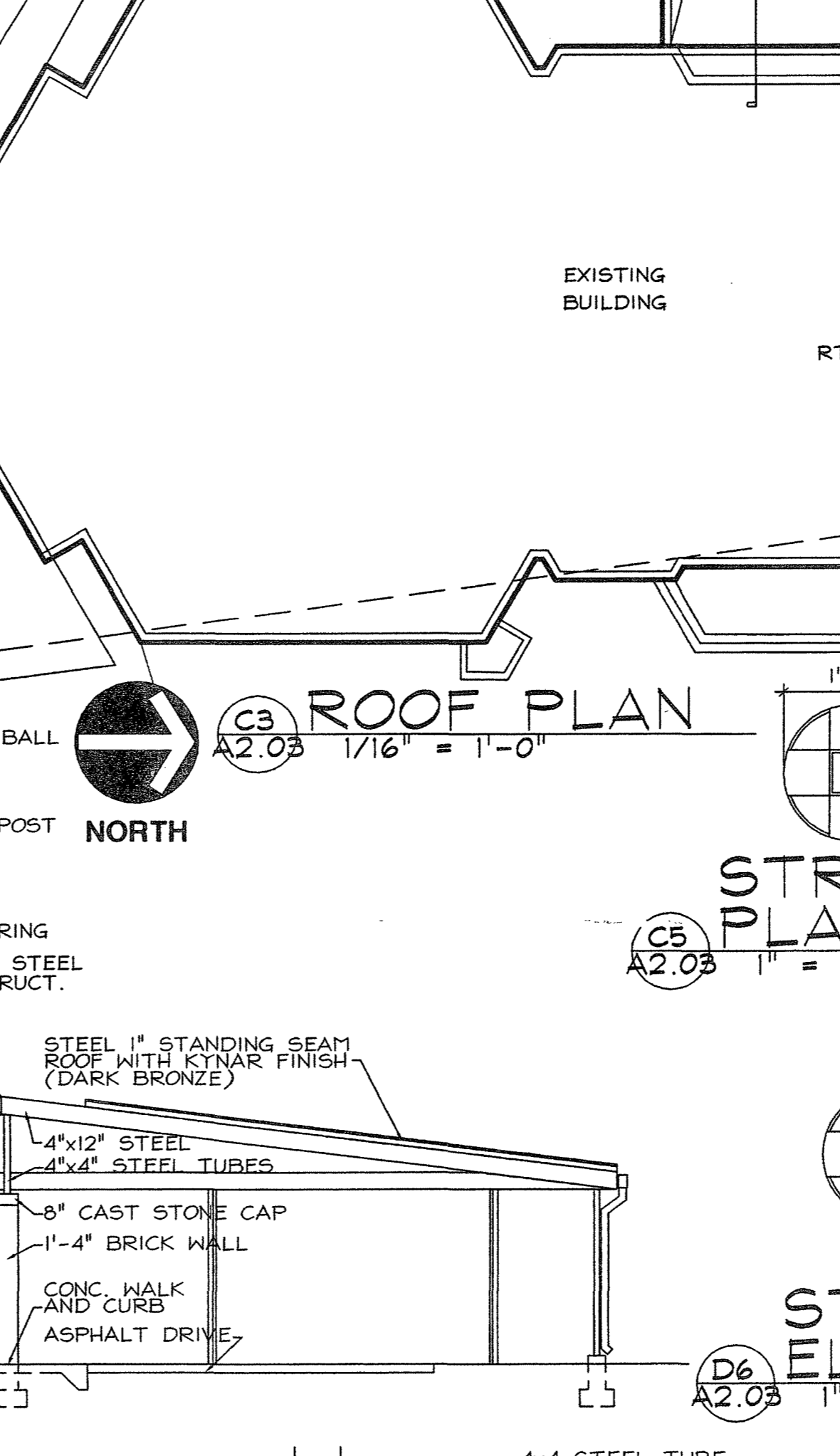
D1 DETAIL
1" = 1'-0"



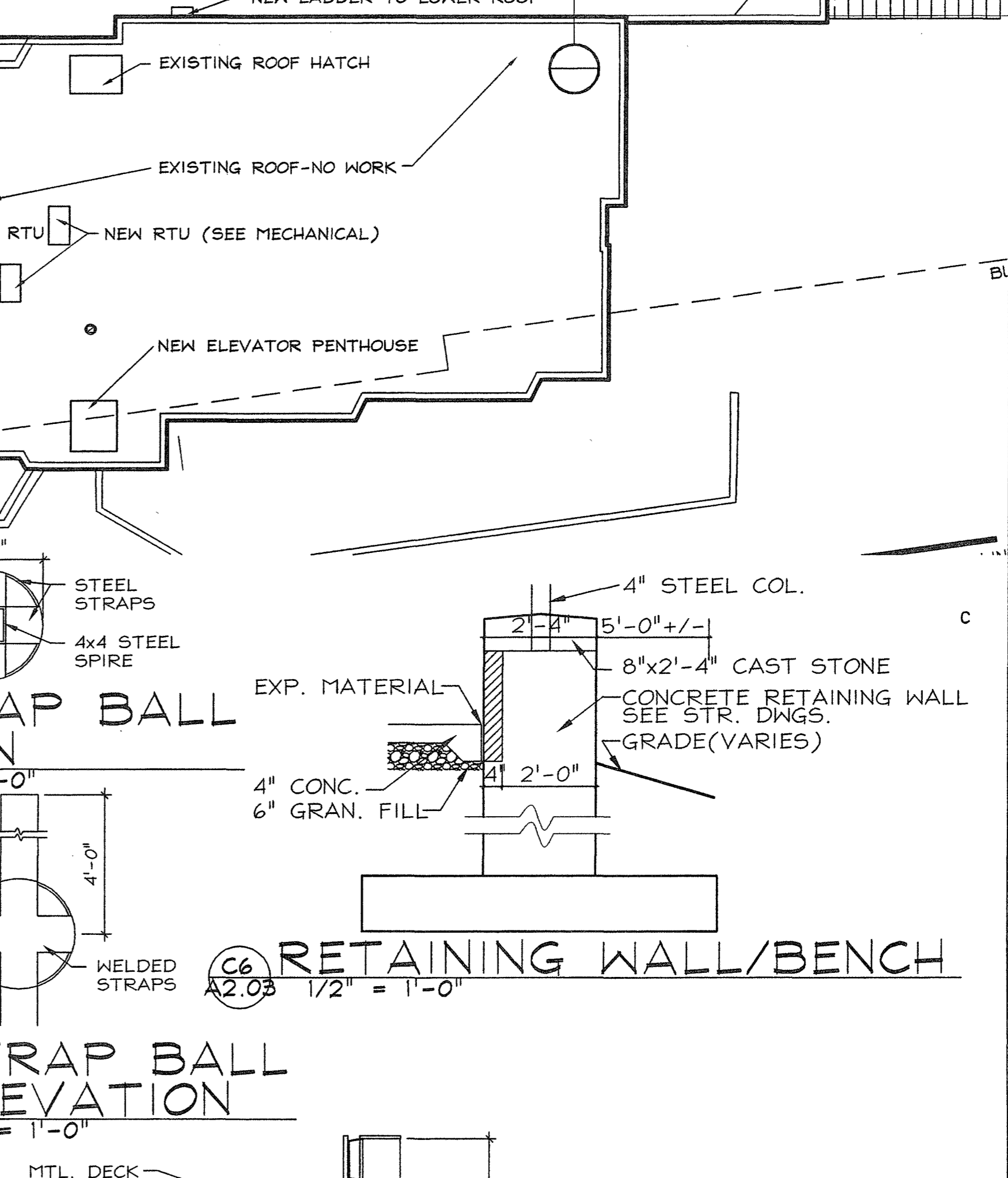
D2 NEW CMU KNEE WALL
1" = 1'-0"



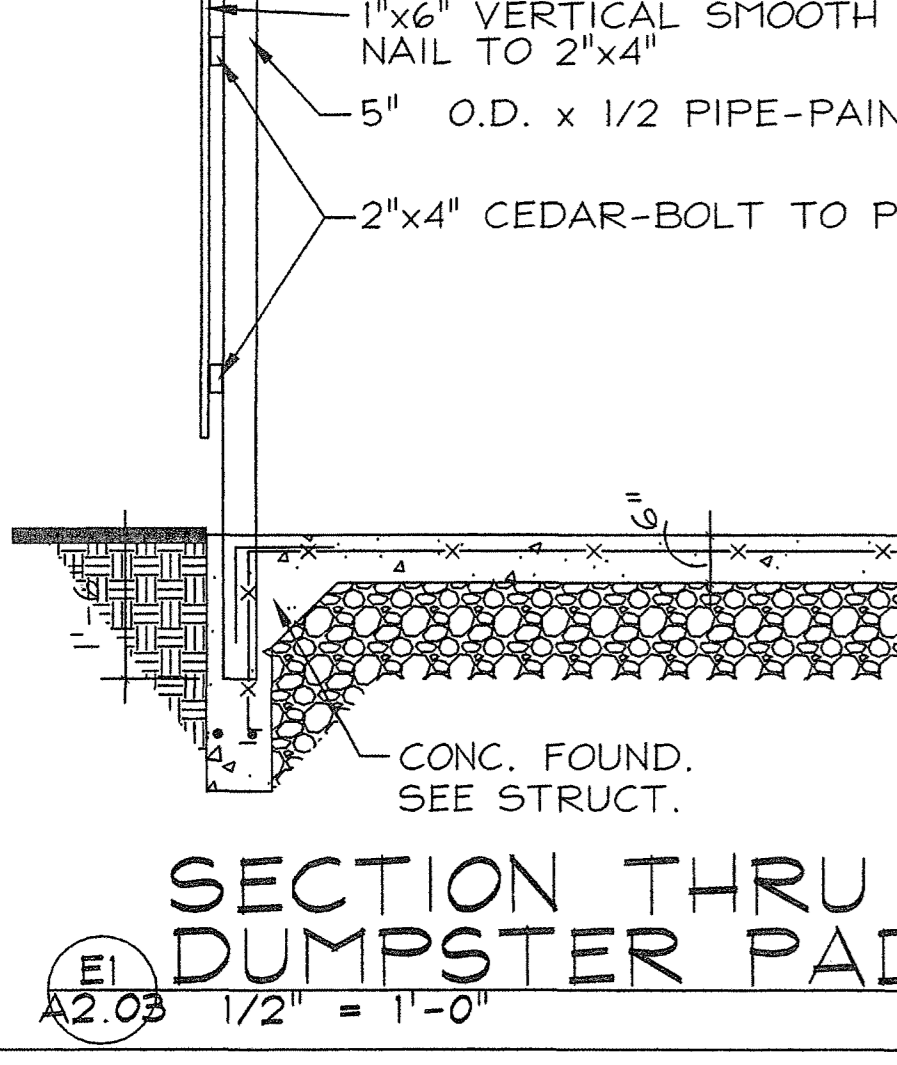
D3 DETAIL
1" = 1'-0"



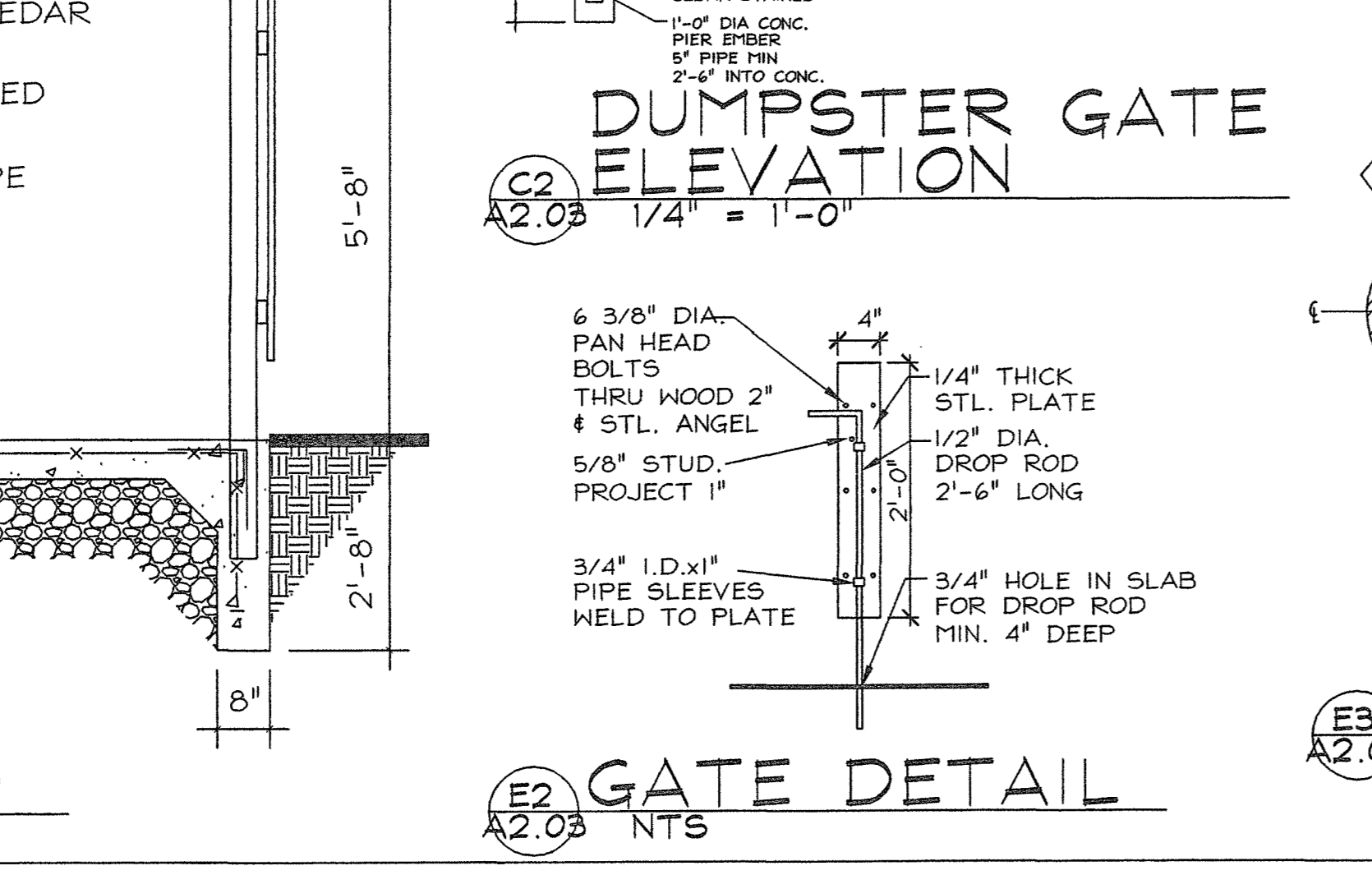
C5 STRAP BALL PLAN
1" = 1'-0"



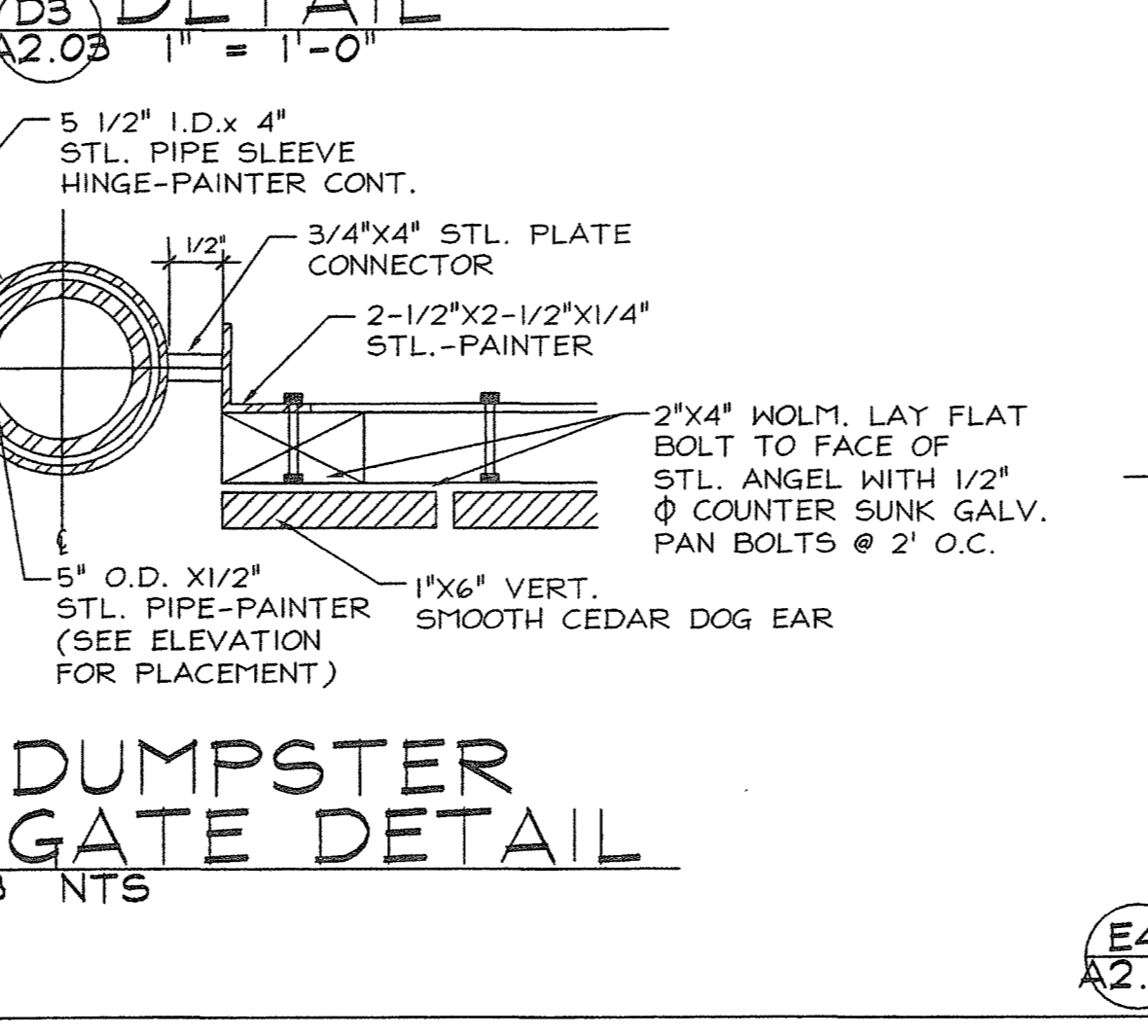
D6 STRAP BALL ELEVATION
1" = 1'-0"



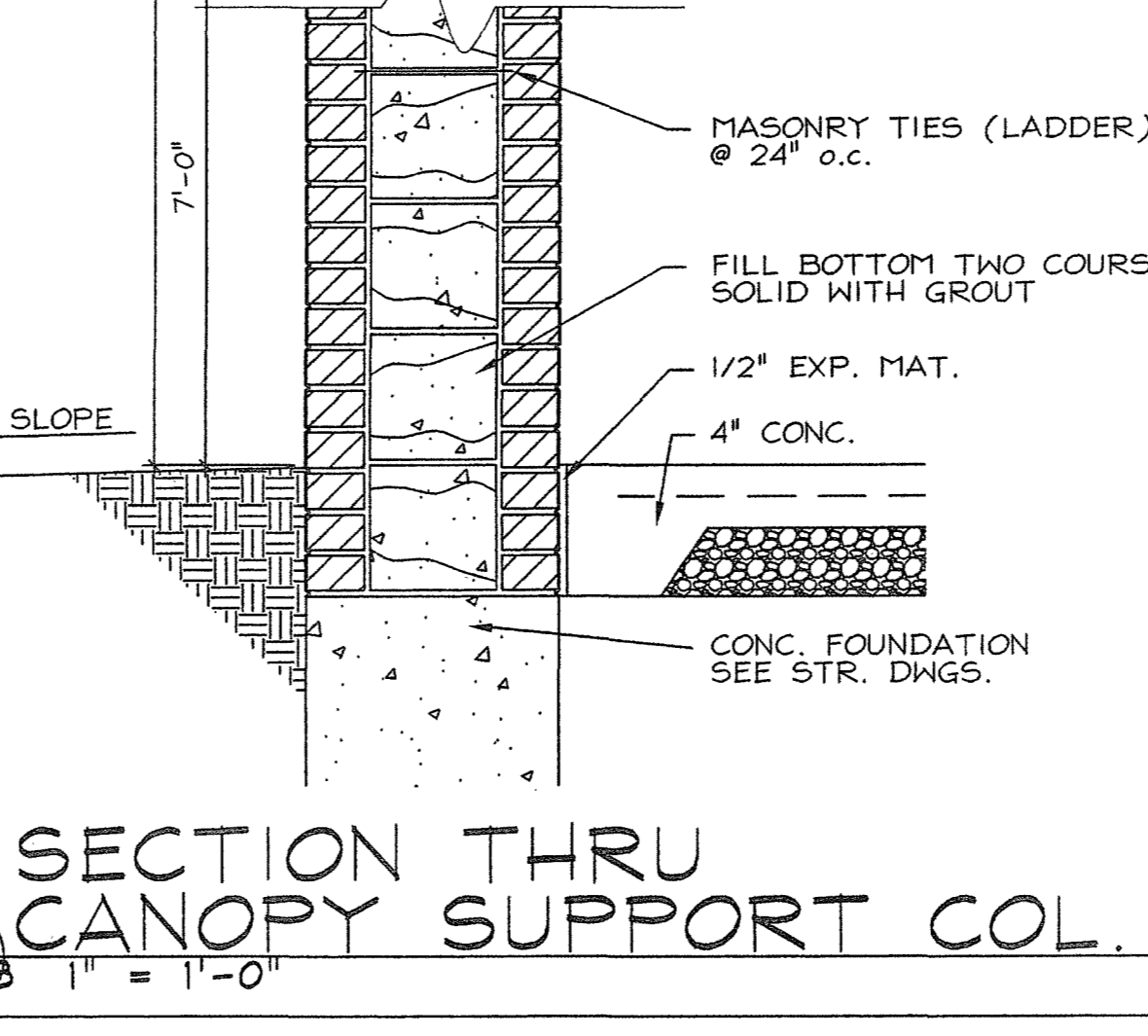
E1 SECTION THRU DUMPSTER PAD
1/2" = 1'-0"



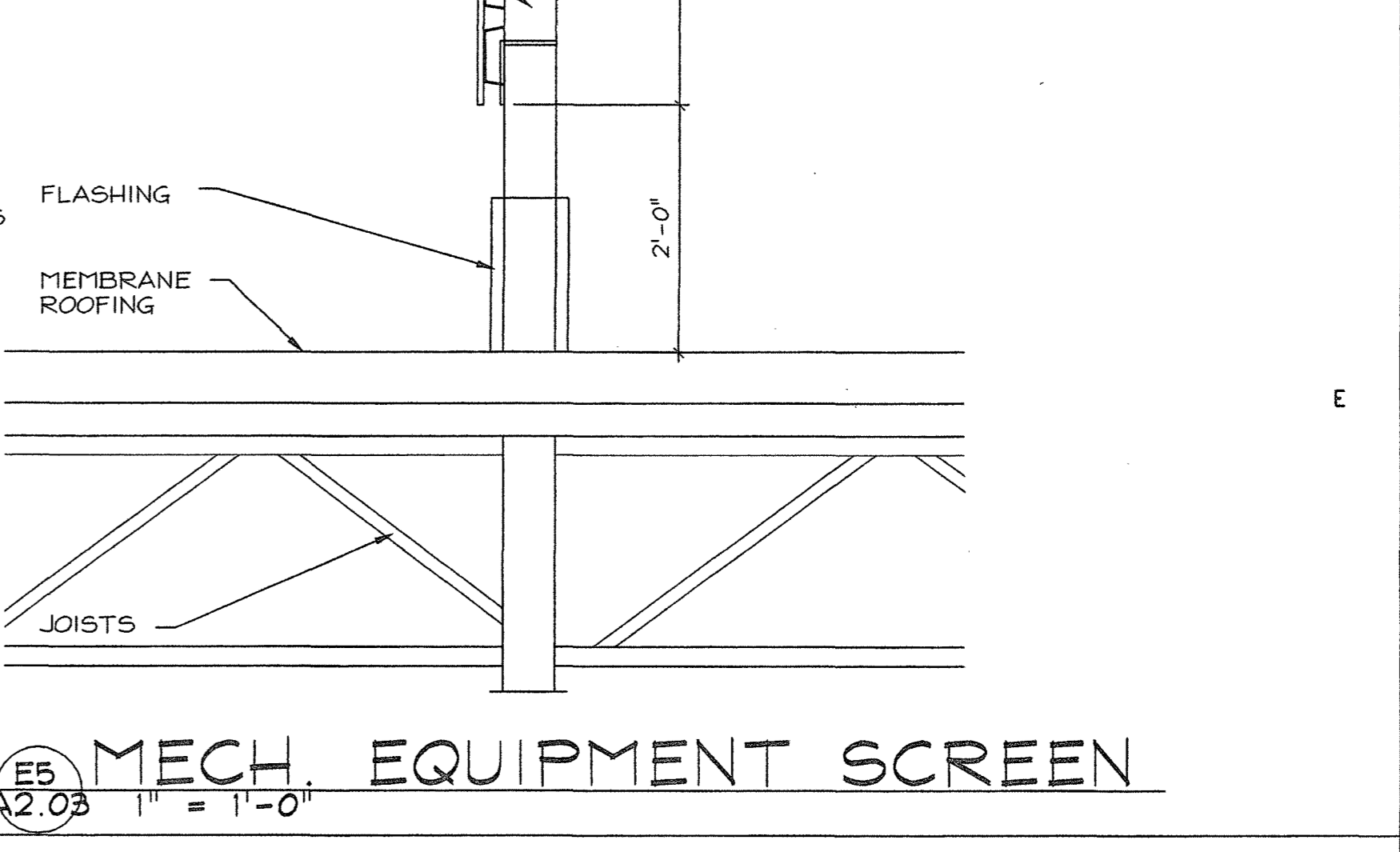
E2 GATE DETAIL
NTS



E3 DUMPSTER GATE ELEVATION
1/4" = 1'-0"



E4 SECTION THRU CANOPY SUPPORT COL.
1" = 1'-0"




E5 MECH. EQUIPMENT SCREEN
1" = 1'-0"

THE SEAL AND GUARANTEES APPLY ONLY TO THE DOCUMENT WHICH THEY ARE AFFIXED, AND NO OTHER PLANS, SPECIFICATIONS, ESTIMATES, REPORTS OR OTHER DOCUMENTS OR INSTRUMENTS RELATING TO THE PROJECT.

REVISIONS TABLE with columns for NO, DATE, and REVISIONS.

PROJECT NO. 01403 SHEET NO. A2.03
DRAWN BY: SER
CHECKED BY: MEF
DATE: NOVEMBER 1, 2002

CONSTRUCTION/BID DRAWINGS



**Fletcher ::
Architects, Inc.**

ARCHITECTURE ■ PLANNING ■ INTERIORS
1505 NORTH SIGNAL HILLS DRIVE
KIRKWOOD, MO. 63122
TEL: (314) 965-6333
FAX: (314) 965-8997
info@fletcher-architects.com

CONSULTANTS

CIVIL ENGINEER:
FRONTENAC ENGR. GROUP, INC.
16 SUMNER DR.
ST. LOUIS, MO. 63143
PHONE (314) 644-2200
FAX (314) 644-0946

STRUCT. ENGINEER:
ABS CONSULTING
1848 LACKLAND HILLS PARKWAY
ST. LOUIS, MO. 63148
PHONE (314) 994-7007
FAX (314) 994-0752

M.E.P. ENGINEER:
SBC ENGINEERING
660 SPIRIT OF ST. LOUIS BLVD.
CHESTERFIELD, MO. 63005
PHONE (636) 830-7770
FAX (636) 830-7877


HARDWARE CONSULTANT
8710
6555 PIERRE CT.
ST. LOUIS, MO. 63128
PHONE (314) 487-7778
FAX (314) 845-2242

KITCHEN CONSULTANTS
THE GEISER GROUP
8801 WATSON ROAD
ST. LOUIS, MO. 63138
PHONE (314) 646-2987
FAX (314) 646-3009

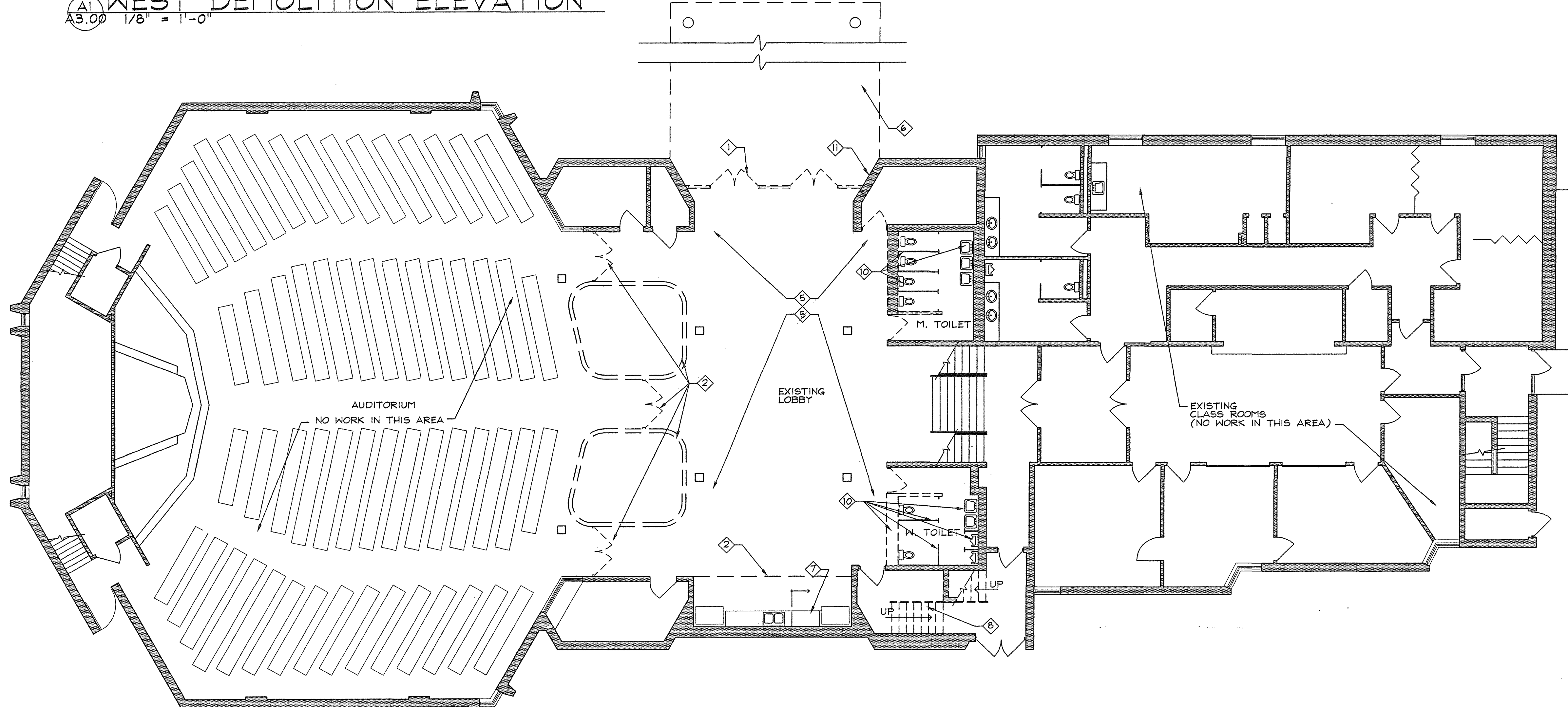
LANDSCAPE ARCHITECT
AUSTIN TAG. AND ASSOC.
251 LOCKYER, 2ND FLOOR
ST. LOUIS, MO. 63103
PHONE (314) 458-9999
FAX (314) 458-9100

INTERIOR DESIGN
OTCOLE DESIGN ASSOC.
124 WEST JEFFERSON
KIRKWOOD, MO. 63122
PHONE (314) 808-9008
FAX (314) 808-9008

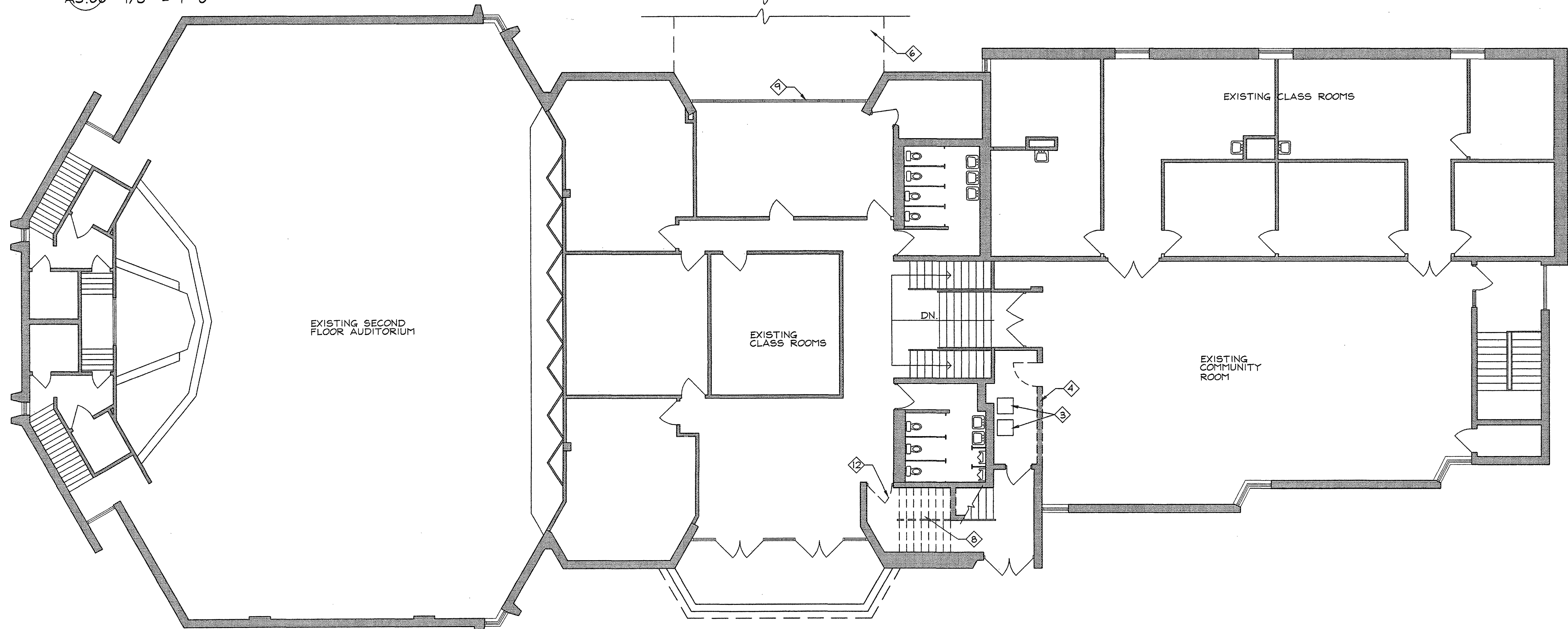
- ◇ DEMOLITION NOTES:
1. REMOVE EXISTING DOOR, FRAMES, SIDELIGHTS AND TRANSOMS.
 2. REMOVE EXISTING WINDOW.
 3. REMOVE EXISTING CANOPY. (SEE PLAN)
 4. REMOVE EXISTING HOSE BIB
 5. REMOVE EXISTING VENT
 6. REMOVE EXISTING WP DUPLEX ELECTRICAL OUTLET
 7. REMOVE EXISTING CONDUIT BOX AND CONDUIT
 8. REMOVE EXISTING CAST IRON DRAIN PIPE
 9. REMOVE EXISTING LIGHT FIXTURE
 10. REMOVE EXISTING COMMUNICATIONS CABLE



A1 WEST DEMOLITION ELEVATION
A3.00 1/8" = 1'-0"



B2 FIRST FLOOR DEMOLITION PLAN
A3.00 1/8" = 1'-0"



D2 SECOND FLOOR DEMOLITION PLAN
A3.00 1/8" = 1'-0"

- ◇ DEMOLITION NOTES:
1. REMOVE EXISTING DOOR, FRAMES, AND GLASS SIDELIGHTS.
 2. REMOVE EXISTING FOLDING PARTITIONS AND DOORS.
 3. REMOVE EXISTING HVAC EQUIPMENT. (SEE HVAC DRAWINGS)
 4. REMOVE EXISTING WALLS, DOORS, AND SINKS (SEE PLUMBING).
 5. REMOVE EXISTING FLOORING. (BY OWNER)
 6. REMOVE EXISTING CANOPY.
 7. REMOVE EXISTING CABINETS. (BY OWNER)
 8. REMOVE STEEL STAIR AND CONCRETE WALL AS REQUIRED FOR ELEVATION ERECTION.
 9. REMOVE EXISTING WINDOW
 10. REMOVE EXISTING WALL AND PLUMBING INCLUDING TOILET PARTITIONS
 11. REMOVE MASONRY FOR NEW DOOR
 12. REMOVE EXISTING DOOR AND FRAME

LEGEND

EXISTING WALL TO REMAIN	=====
EXISTING WALL REMOVED	===== ===== =====

PROJECT:
ADDITION AND RENOVATIONS TO
McKnight Road
Church of Christ
2515 SOUTH MCKNIGHT ROAD
ST. LOUIS, MO 63124

THE SEAL AND SIGNATURES APPLY ONLY TO THE DOCUMENT TO WHICH THEY ARE AFFIXED. AND WE EXPRESSLY DISCLAIM ANY RESPONSIBILITY FOR ALL OTHER PLANS, SPECIFICATIONS, ESTIMATES, REPORTS OR OTHER DOCUMENTS OR INSTRUMENTS RELATING TO OR INTENDED TO BE USED FOR ANY PART OR PARTS OF THE PROJECT.


COPYRIGHT 2002 FLETCHER ARCHITECTS, INC.

NO.	DATE	REVISIONS
000001		ADDENDUM #0

PROJECT NO. 01403 SHEET NO.
DRAWN BY: SER
CHECKED BY: HEF
DATE: NOVEMBER 1, 2002

A3.00

CONSTRUCTION/BID DRAWINGS



Fletcher Architects, Inc.

ARCHITECTURE • PLANNING • INTERIORS
1906 NORTH SIGNAL HILLS DRIVE
KIRKWOOD, MO 63122
TEL. (314) 965-6333
FAX. (314) 965-8997
info@fletcher-architects.com

CONSULTANTS

CIVIL ENGINEER:
PROTECTOR ENGR. GROUP, INC.
18 SHANNON DR.
ST. LOUIS, MO 63143
PHONE (314) 644-2200
FAX (314) 644-0546

STRUCT. ENGINEER:
ABS CONSULTING
848 LACKLAND HILLS PARKWAY
ST. LOUIS, MO 63148
PHONE (314) 684-7007
FAX (314) 684-0722

M.E.P. ENGINEER:
SBO ENGINEERING
1600 SPIRIT OF ST. LOUIS BLVD.
CHESTERFIELD, MO 63005
PHONE (636) 850-7770
FAX (636) 850-7677

HARDWARE CONSULTANT
670
5604 PIERRE CT.
ST. LOUIS, MO 63128
PHONE (314) 487-7778
FAX (314) 645-2242

KITCHEN CONSULTANTS
THE GIBSON GROUP
2501 WATSON ROAD
ST. LOUIS, MO 63109
PHONE (314) 645-2827
FAX (314) 645-2808

LANDSCAPE ARCHITECT
AUSTIN TAD AND ASSOC.
201 LOCUST, 2ND. FLOOR
ST. LOUIS, MO 63108
PHONE (314) 436-0808
FAX (314) 436-9130

INTERIOR DESIGN
OTOLE DESIGN ASSOC.
124 WEST JEFFERSON
KIRKWOOD, MO 63122
PHONE (314) 909-9006
FAX (314) 909-9008

PROJECT:
ADDITION AND RENOVATIONS TO
McKnight Road
Church of Christ
2515 SOUTH MCKNIGHT ROAD
ST. LOUIS, MO 63124

NO. DATE REVISIONS
000001 ADDENDUM #0

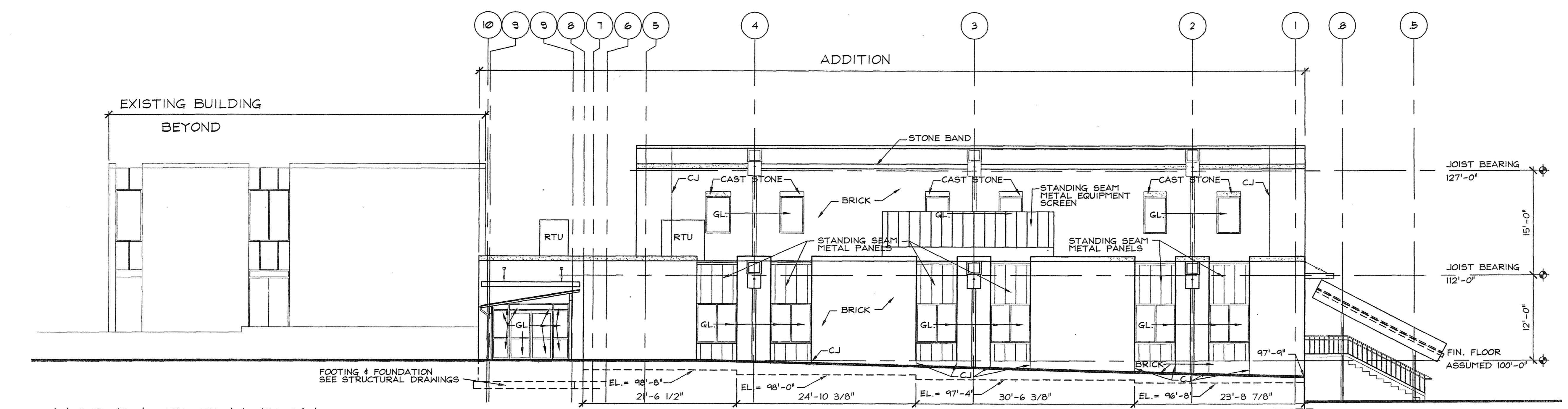
PROJECT NO. SHEET NO.
01403
DRAWN BY: SER
CHECKED BY: NEF
DATE: NOVEMBER 1, 2002

CONSTRUCTION/BID DRAWINGS

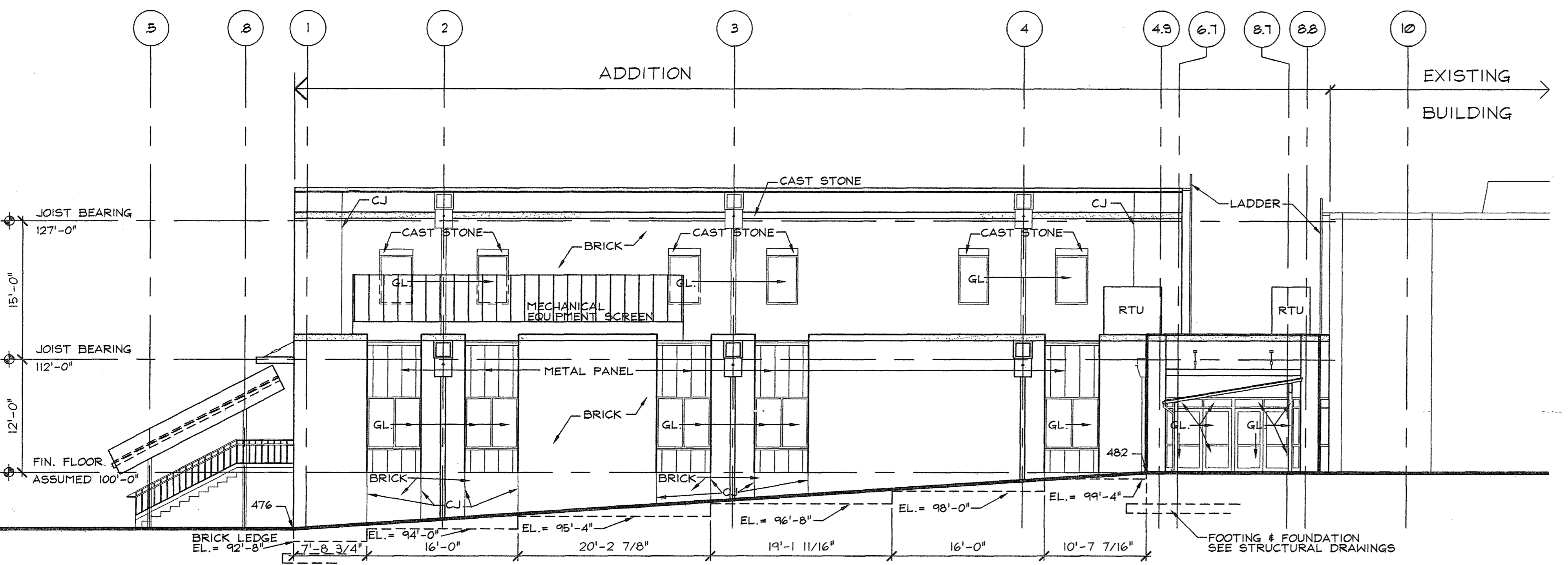
NO. DATE REVISIONS
000001 ADDENDUM #0

PROJECT NO. SHEET NO.
01403
DRAWN BY: SER
CHECKED BY: NEF
DATE: NOVEMBER 1, 2002

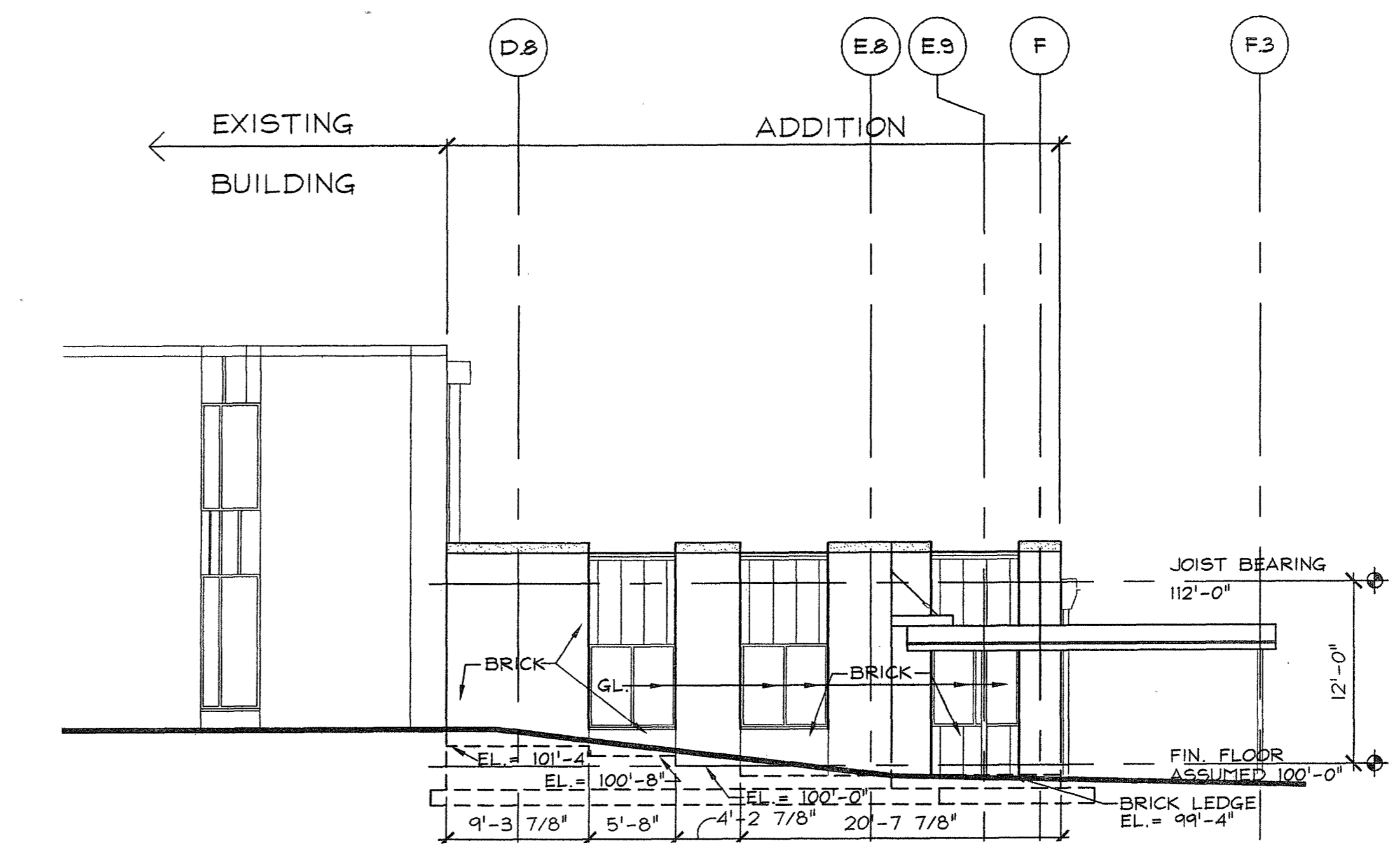
CONSTRUCTION/BID DRAWINGS



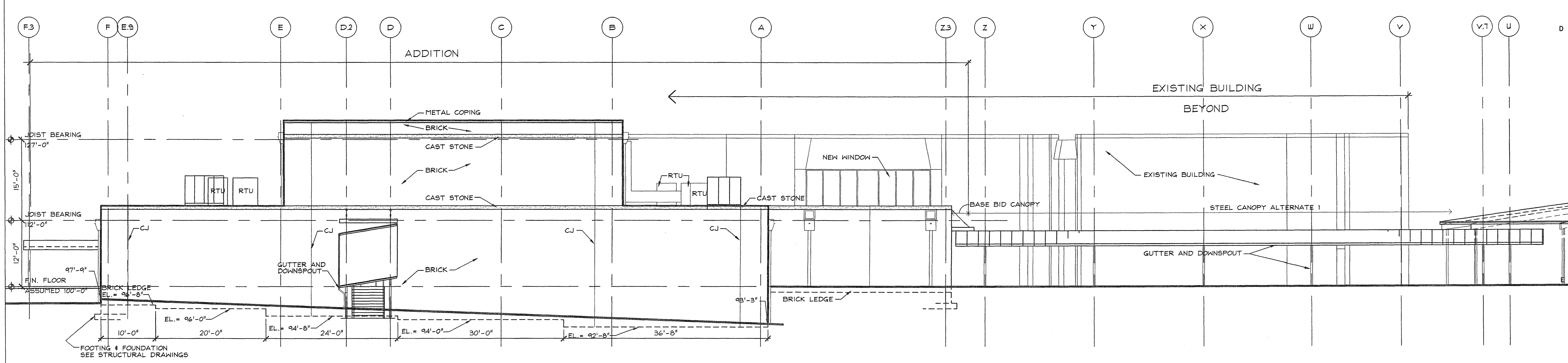
(A1) NORTH ELEVATION
AS.0 1/8" = 1'-0"



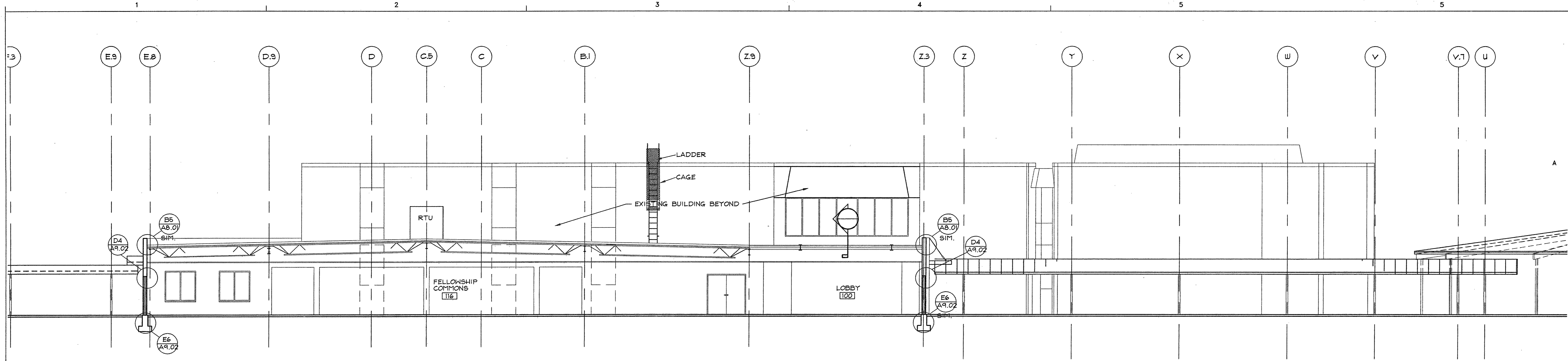
(C1) SOUTH ELEVATION
AS.0 1/8" = 1'-0"



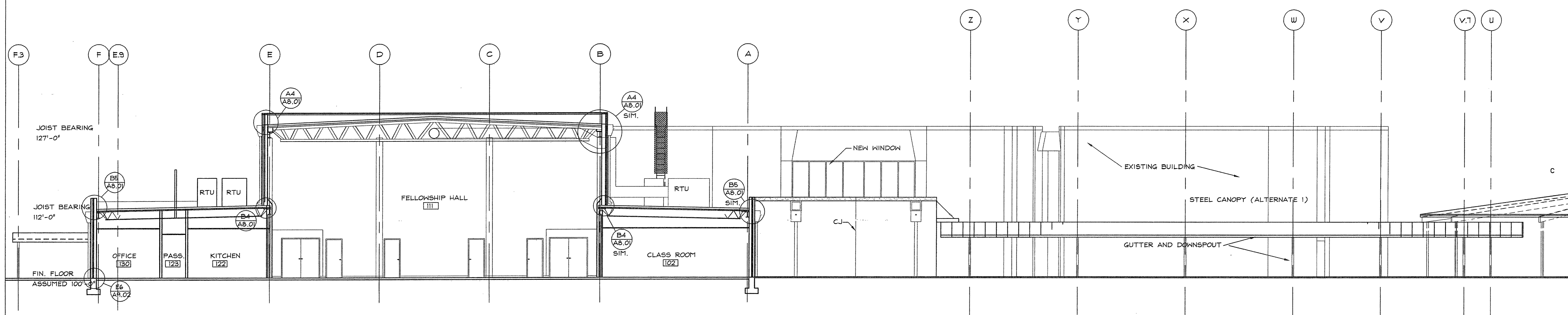
(C5) EAST ELEVATION
AS.0 1/8" = 1'-0"



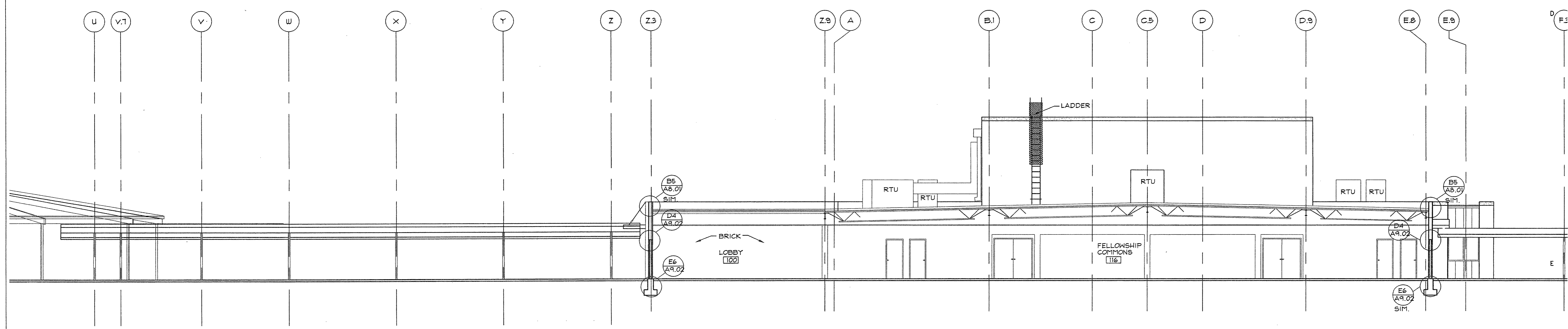
(E1) WEST ELEVATION
AS.02 1/8" = 1'-0"




A1 BUILDING SECTION THRU FELLOWSHIP COMMONS LOOKING EAST
 A3.02 1/8" = 1'-0"



C1 BUILDING SECTION THRU FELLOWSHIP HALL LOOKING EAST
 A3.02 1/8" = 1'-0"



E1 BUILDING SECTION THRU FELLOWSHIP COMMONS LOOKING WEST
 A3.02 1/8" = 1'-0"



Fletcher
Architects, Inc.

ARCHITECTURE ■ PLANNING ■ INTERIORS
 1906 NORTH SIGNAL HILLS DRIVE
 KIRKWOOD, MO 63122
 TEL. (314) 965-6333
 FAX. (314) 965-8997
 INFO@fletcher-architects.com

CONSULTANTS

CIVIL ENGINEER:
 FRONTIAC ENGR. GROUP, INC.
 18 SUNNEN DR.
 ST. LOUIS, MO 63148
 PHONE (314) 844-2000
 FAX. (314) 844-0646

STRUCT. ENGINEER:
 ABE CONSULTING
 1848 LACKLAND HILLS PARKWAY
 ST. LOUIS, MO 63148
 PHONE (314) 894-7007
 FAX. (314) 894-0722

M.E.P. ENGINEER:
 SDC ENGINEERING
 650 SPRINT OF ST. LOUIS BLVD.
 CHESTERTOWN, MO 63006
 PHONE (636) 630-7770
 FAX. (636) 630-7877

HARDWARE CONSULTANT
 870
 8545 PIERRE CT.
 ST. LOUIS, MO 63128
 PHONE (314) 487-7778
 FAX. (314) 842-2542

KITCHEN CONSULTANTS
 THE GEMINI GROUP
 3801 WATSON ROAD
 ST. LOUIS, MO 63108
 PHONE (314) 646-2887
 FAX. (314) 646-2808

LANDSCAPE ARCHITECT
 AUSTIN TAO AND ASSOC.
 2101 LOCUST, 2ND FLOOR
 ST. LOUIS, MO 63103
 PHONE (314) 438-3699
 FAX. (314) 438-9100

INTERIOR DESIGN
 OTOOLE DESIGN ASSOC.
 124 WEST JEFFERSON
 KIRKWOOD, MO 63122
 PHONE (314) 808-1805
 FAX. (314) 808-1805

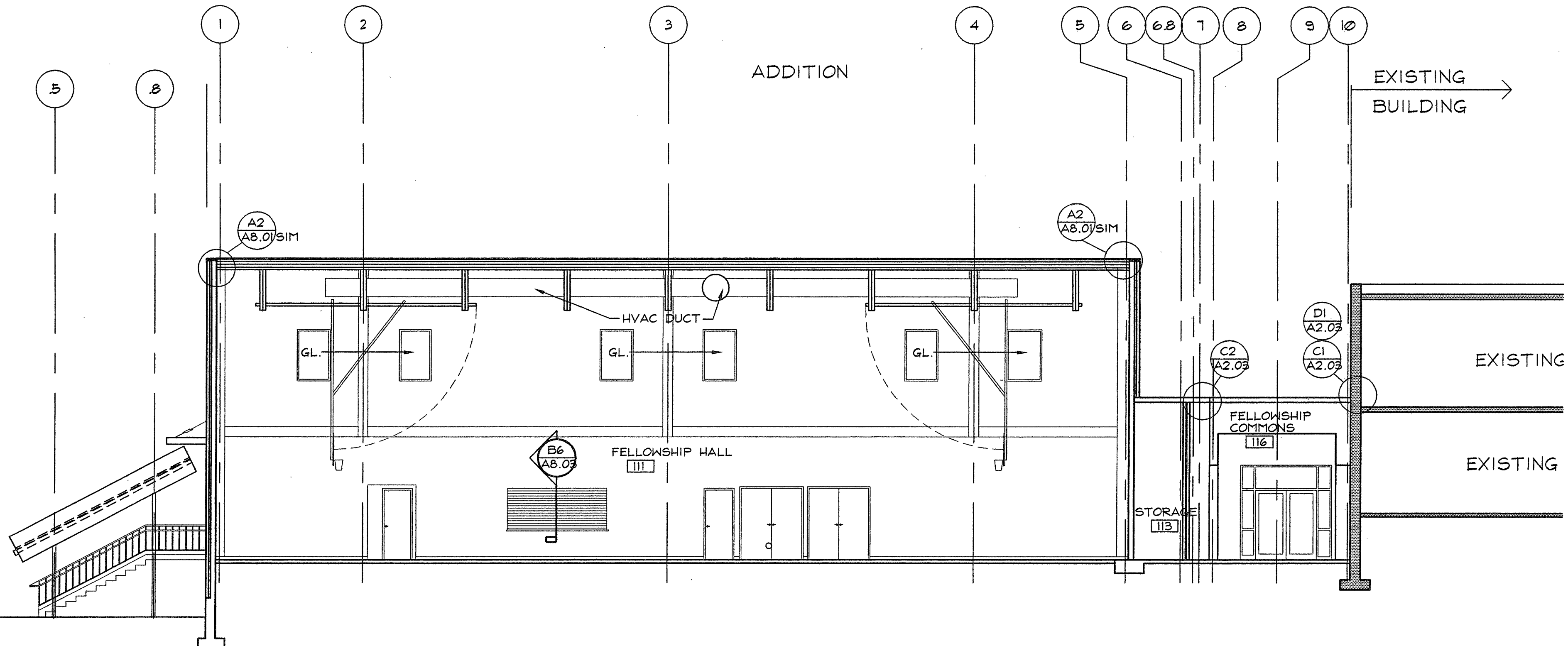
PROJECT:
 ADDITION AND RENOVATIONS TO
McKnight Road
 Church of Christ
 2515 SOUTH MCKNIGHT ROAD
 ST. LOUIS, MO 63124

THE SEAL AND SIGNATURES APPLY ONLY TO THE DOCUMENT TO WHICH THEY ARE APPLIED, AND WE EXPRESSLY DISCLAIM ANY RESPONSIBILITY FOR ALL OTHER PLANS, SPECIFICATIONS, ESTIMATES, REPORTS, OR OTHER DOCUMENTS OR INSTRUMENTS RELATING TO THE PROJECT.
 COPYRIGHT 2002 FLETCHER ARCHITECTS, INC.

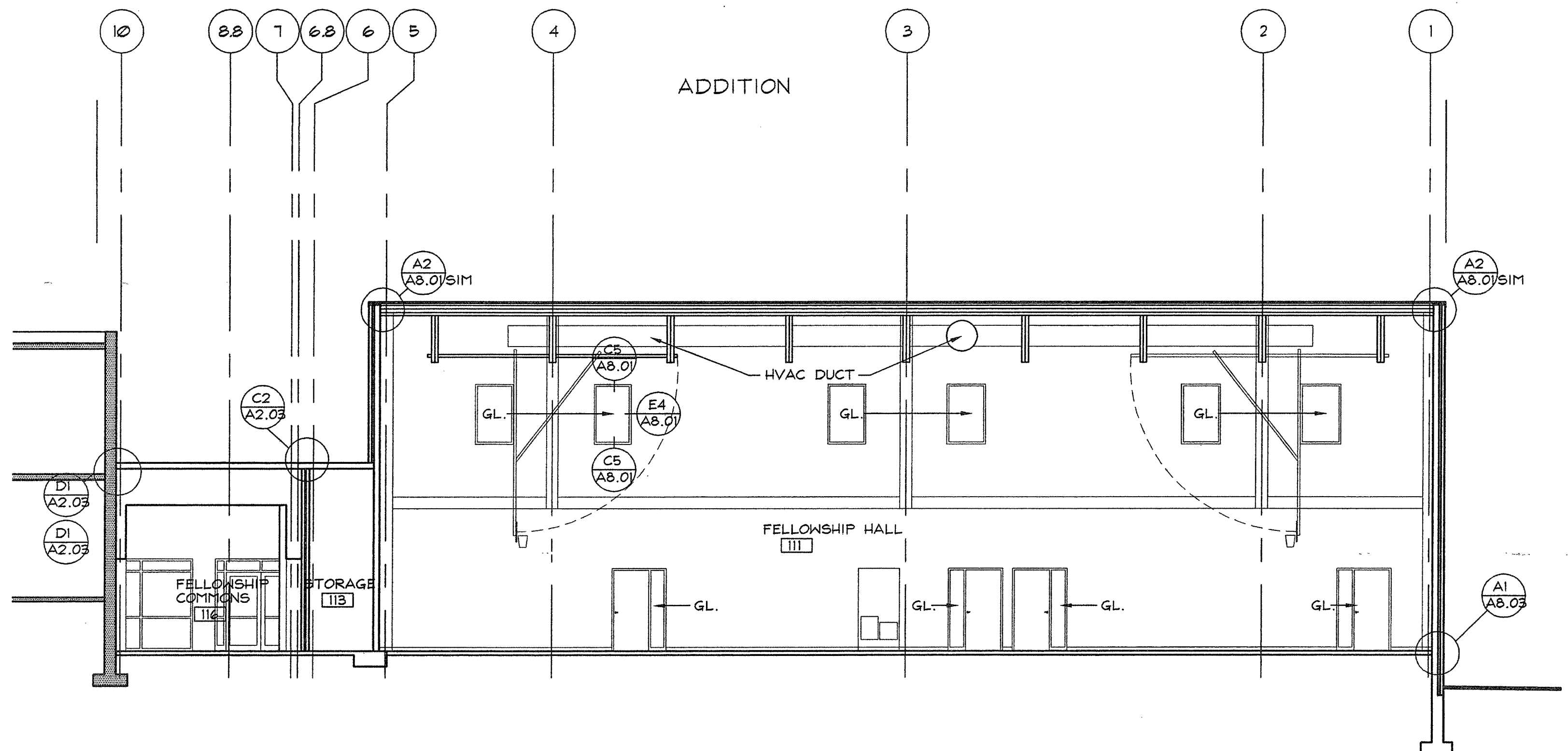
NO.	DATE	REVISIONS
000001		ADDENDUM #0

PROJECT NO. 01403 SHEET NO. A3.02
 DRAWN BY: SER
 CHECKED BY: MEF
 DATE: NOVEMBER 1, 2002

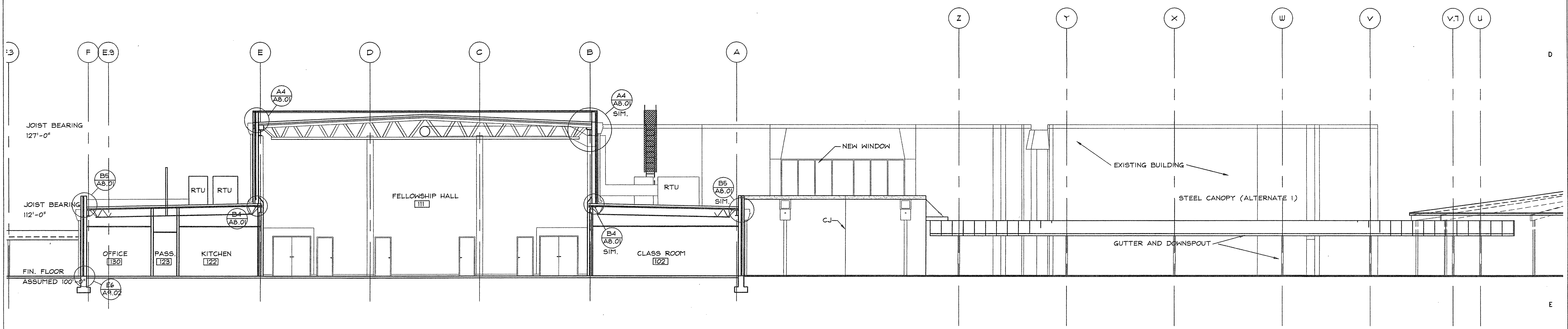
CONSTRUCTION/BID DRAWINGS




A1 BUILDING SECTION THRU FELLOWSHIP HALL LOOKING NORTH
 A3.03 1/8" = 1'-0"



A1 BUILDING SECTION THRU FELLOWSHIP HALL LOOKING SOUTH
 A3.03 1/8" = 1'-0"



E1 BUILDING SECTION THRU FELLOWSHIP HALL LOOKING EAST
 A3.03 1/8" = 1'-0"



**Fletcher::
 Architects, Inc.**

ARCHITECTURE ■ PLANNING ■ INTERIORS
 1506 NORTH SIGNAL HILLS DRIVE
 KIRKWOOD, MO 63122
 TEL. (314) 965-6333
 FAX. (314) 965-8997
 info@fletcher-architects.com

CONSULTANTS

CIVIL ENGINEER:
 FRONTENAC ENGR. GROUP, INC.
 18 SUNSHINE DR.
 ST. LOUIS, MO 63149
 PHONE (314) 944-2200
 FAX (314) 844-0846

STRUCT. ENGINEER:
 ABS CONSULTING
 1848 LAKELAND HILLS PARKWAY
 ST. LOUIS, MO 63146
 PHONE (314) 994-7007
 FAX (314) 994-0722

M.E.P. ENGINEER:
 SBC ENGINEERING
 880 SPIRIT OF ST. LOUIS BLVD.
 CHESTERFIELD, MO 63005
 PHONE (636) 835-7770
 FAX (636) 835-7877

HARDWARE CONSULTANT
 670
 6666 PIERRE CT.
 ST. LOUIS, MO 63108
 PHONE (314) 487-7770
 FAX (314) 842-2242

KITCHEN CONSULTANTS

THE GENESIS GROUP
 5801 WATSON ROAD
 ST. LOUIS, MO 63109
 PHONE (314) 645-2887
 FAX (314) 645-2808

LANDSCAPE ARCHITECT
 AUSTIN TAO AND ASSOC.
 201 LOCUST, 2ND. FLOOR
 ST. LOUIS, MO 63103
 PHONE (314) 438-8889
 FAX (314) 438-8900

INTERIOR DESIGN
 OTOOLE DESIGN ASSOC.
 124 WEST JEFFERSON
 KIRKWOOD, MO 63122
 PHONE (314) 808-1805
 FAX (314) 808-1808

PROJECT:
 ADDITION AND RENOVATIONS TO
McKnight Road
 Church of Christ
 2515 SOUTH MCKNIGHT ROAD
 ST. LOUIS, MO 63124

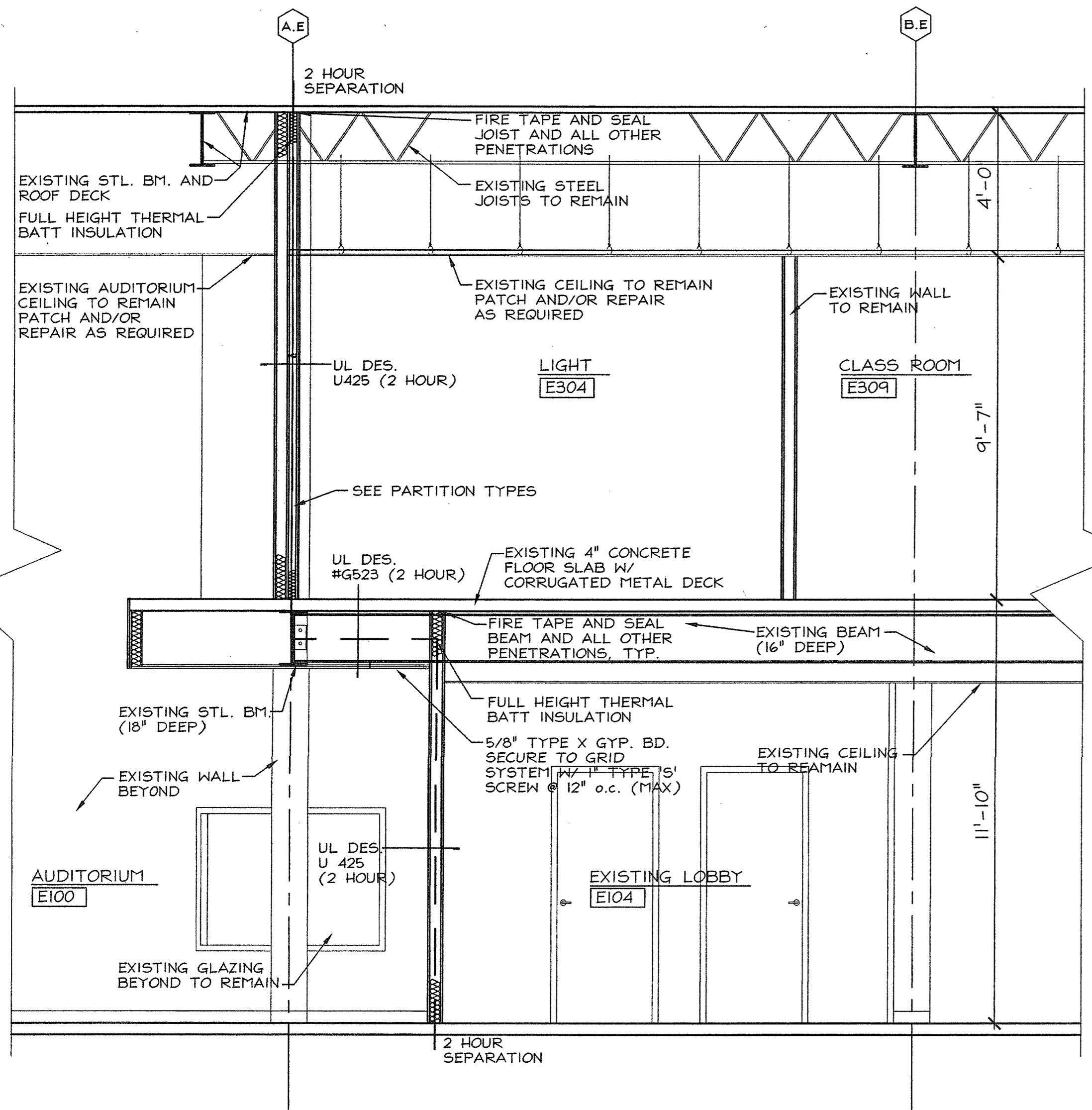
THE SEAL AND SIGNATURE APPLY ONLY TO THE DOCUMENT TO WHICH THEY ARE AFFIXED, AND WE OBTAIN NO LIABILITY OR RESPONSIBILITY FOR ALL OTHER PLANS, SPECIFICATIONS, ESTIMATES, REPORTS OR INSTRUMENTS OR INSTRUMENTS RELATING TO OR INTENDED TO BE USED FOR ANY PART OR PARTS OF THE PROJECT.

REVISONS

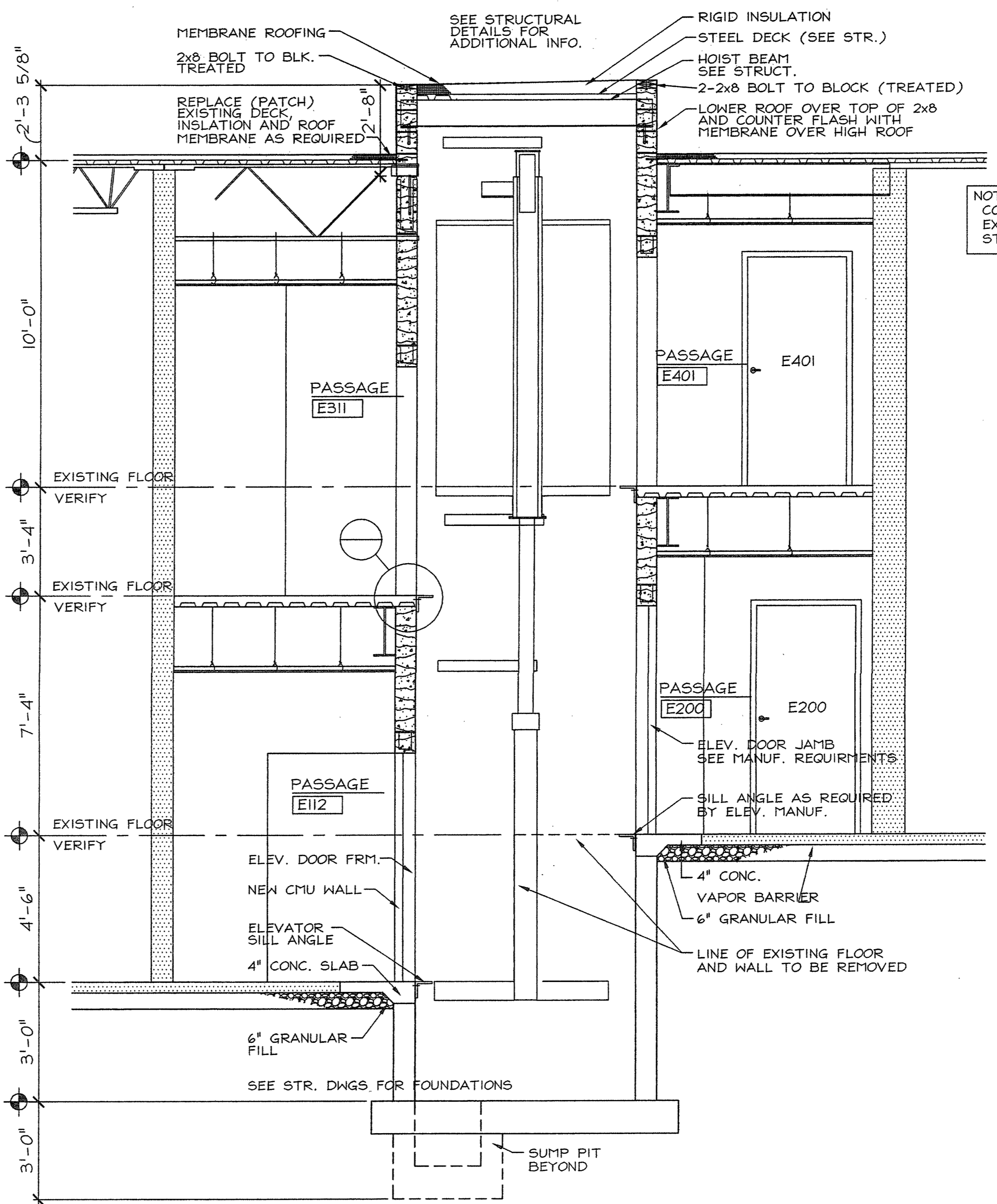
NO.	DATE	REVISIONS
000001		ADDENDUM #0

PROJECT NO. 01403 SHEET NO. A3.03
 DRAWN BY: SER
 CHECKED BY: MEF
 DATE: NOVEMBER 1, 2002

CONSTRUCTION/BID DRAWINGS



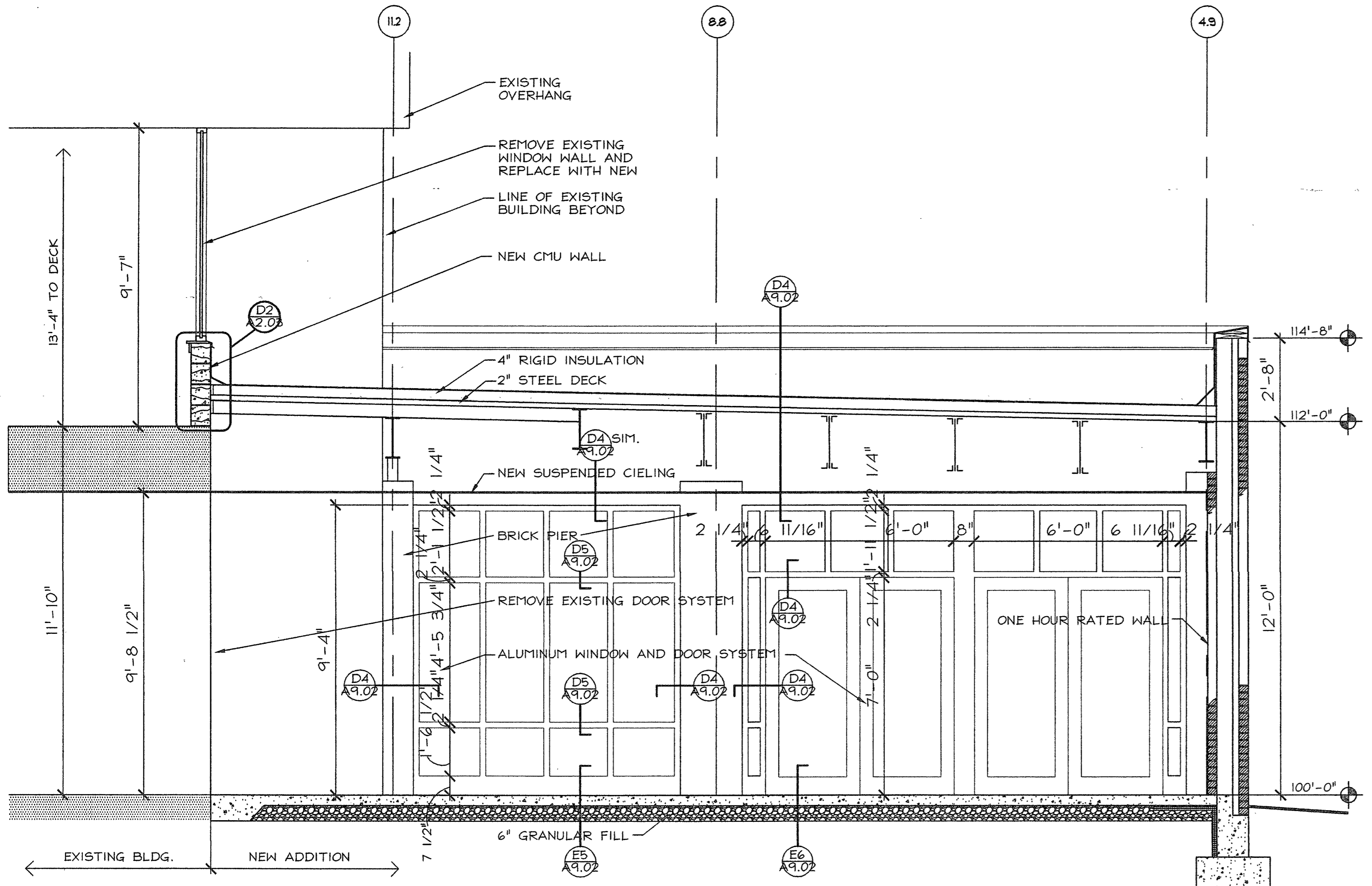
NOTE:
CONTRACTOR SHOULD VERIFY ALL
EXISTING CONDITIONS BEFORE
STARTING NEW CONSTRUCTION.




NOTE:
CONTRACTOR SHOULD VERIFY ALL
EXISTING CONDITIONS BEFORE
STARTING NEW CONSTRUCTION.

A1 SECTION THRU AUDITORIUM
A3.04 3/8" = 1'-0"

A5 SECTION THRU ELEVATOR
A3.04 3/8" = 1'-0"



C1 SECTION THRU LOBBY
A3.04 3/8" = 1'-0"



**Fletcher ::
Architects, Inc.**

ARCHITECTURE • PLANNING • INTERIORS
1906 NORTH SIGNAL HILLS DRIVE
KIRKWOOD, MO 63122
TEL. (314) 965-6333
FAX (314) 965-8997
INFO@FLETCHER-ARCHITECTS.COM

CONSULTANTS

CIVIL ENGINEER:
FRONTIAC ENGR. GROUP, INC.
19 SUNDEN DR.
ST. LOUIS, MO 63148
PHONE (314) 644-6500
FAX (314) 644-0846

STRUCT. ENGINEER:
ABS CONSULTING
1848 LACKLAND HILLS PARKWAY
ST. LOUIS, MO 63148
PHONE (314) 666-7007
FAX (314) 664-0722

M.E.P. ENGINEER:
S&S ENGINEERING
550 SPIRIT OF ST. LOUIS BLVD.
CHESTERFIELD, MO 63006
PHONE (636) 520-7770
FAX (636) 530-7877

HARDWARE CONSULTANT
6710
5548 PEPPE CT.
ST. LOUIS, MO 63128
PHONE (314) 487-7778
FAX (314) 842-2342

KITCHEN CONSULTANTS
THE COOPER GROUP
3601 WATSON ROAD
ST. LOUIS, MO 63109
PHONE (314) 646-2887
FAX (314) 646-3208

LANDSCAPE ARCHITECT
AUSTIN TAYLOR AND ASSOC.
207 LOCUST, 2ND FLOOR
ST. LOUIS, MO 63108
PHONE (314) 498-3999
FAX (314) 438-8950

INTERIOR DESIGN
OTOOLE DESIGN ASSOC.
154 WEST JEFFERSON
KIRKWOOD, MO 63122
PHONE (314) 808-9005
FAX (314) 908-9008

PROJECT:
ADDITION AND RENOVATIONS TO
McKnight Road
Church of Christ
2515 SOUTH MCKNIGHT ROAD
ST. LOUIS, MO 63124

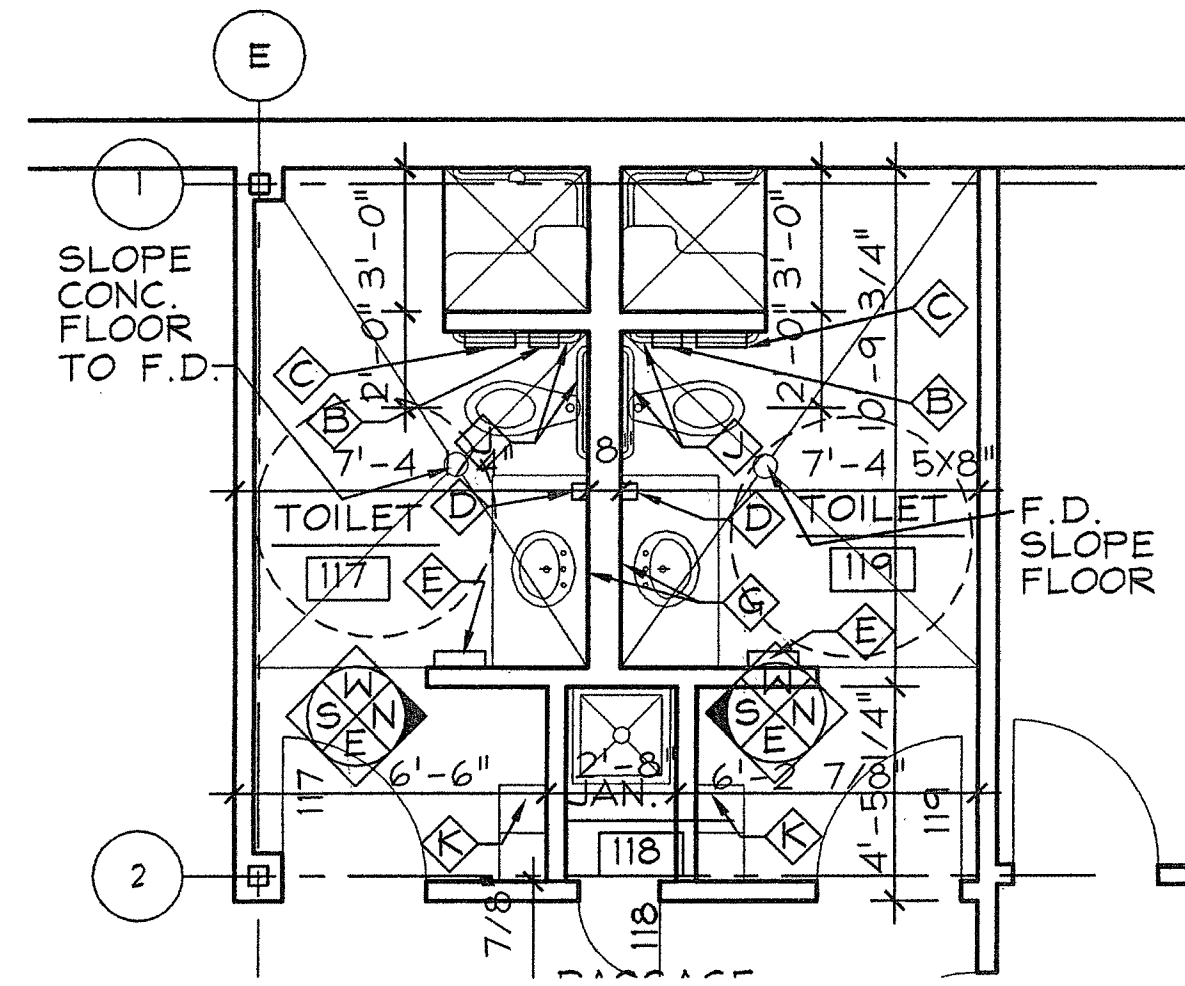
THE SEAL AND SIGNATURES APPLY ONLY TO THE DOCUMENT TO WHICH THEY ARE AFFIXED, AND WE EXPRESSLY DISCLAIM ANY RESPONSIBILITY FOR ALL OTHER PLANS, SPECIFICATIONS, ESTIMATES, REPORTS OR OTHER DOCUMENTS OR INSTRUMENTS RELATING TO OR INFERRED TO BE USED FOR ANY PART OR PARTS OF THE PROJECT.

COPYRIGHT 2002 FLETCHER ARCHITECTS, INC.

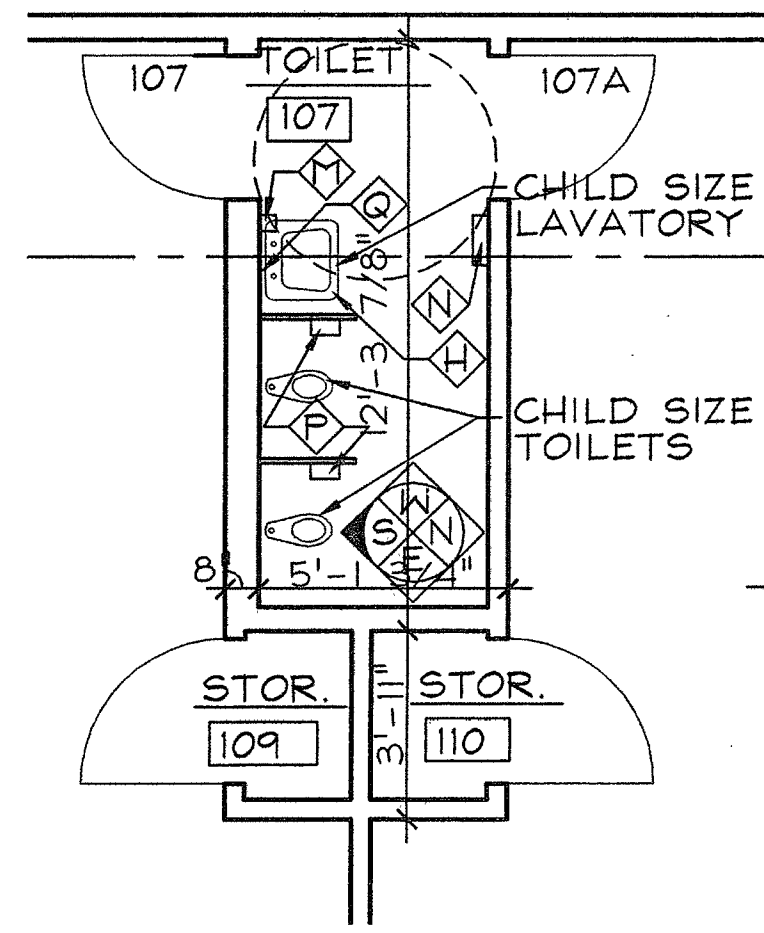
NO.	DATE	REVISIONS
	02/03/01	ADDENDUM #0

PROJECT NO. 01403 SHEET NO. A3.04
DRAWN BY: SER
CHECKED BY: MEF
DATE: NOVEMBER 1, 2002

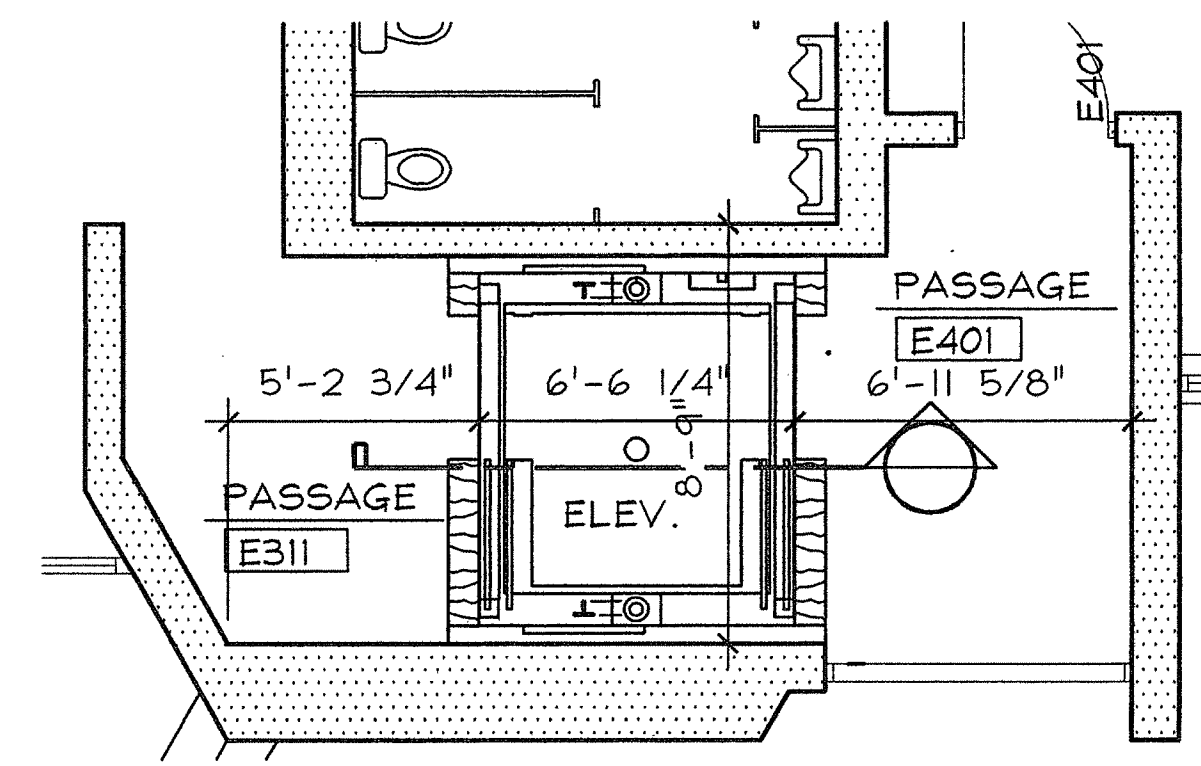
CONSTRUCTION/BID DRAWINGS



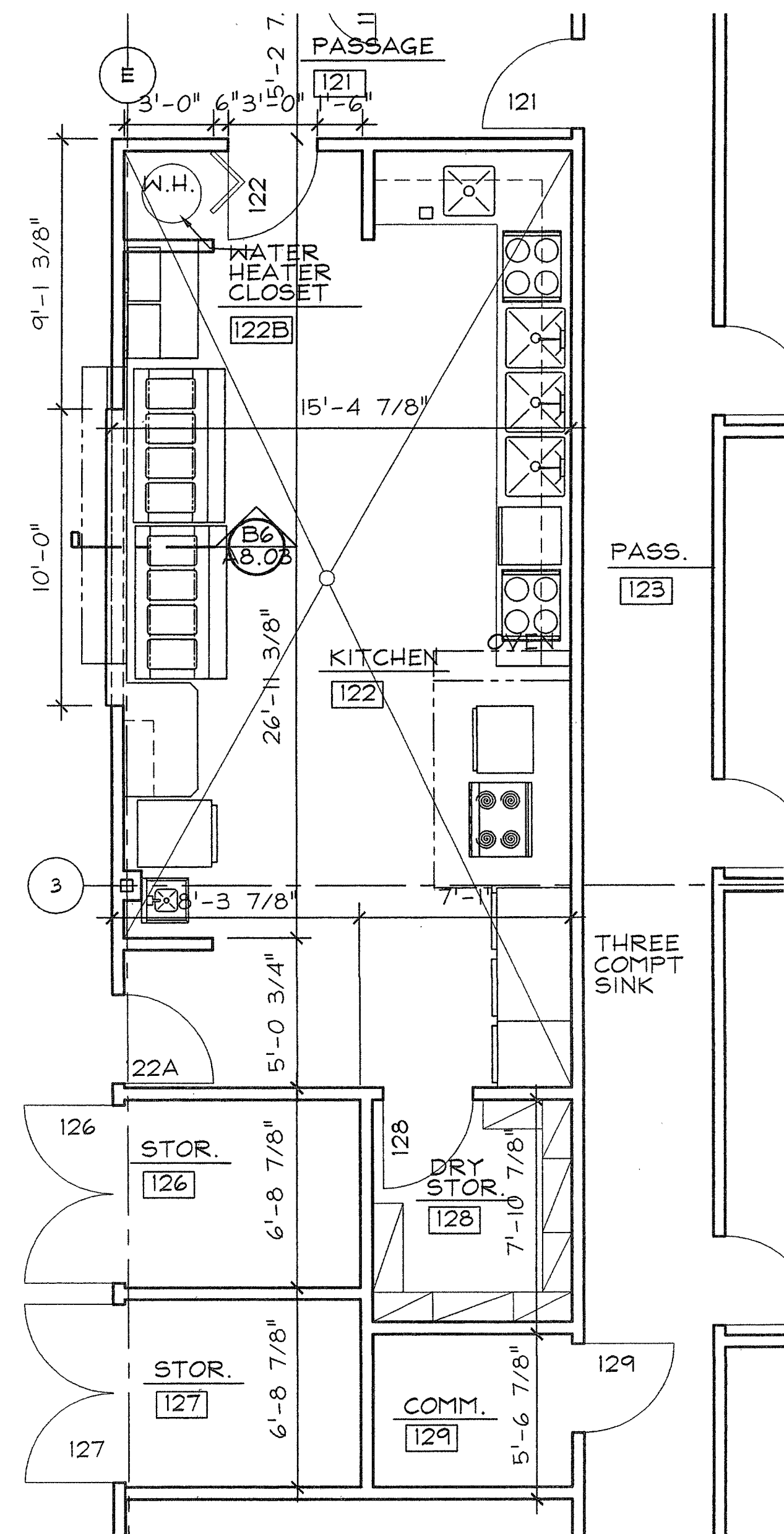
(B1) ENLARGED TOILET ROOM PLAN
A4.0 1/4" = 1'-0"



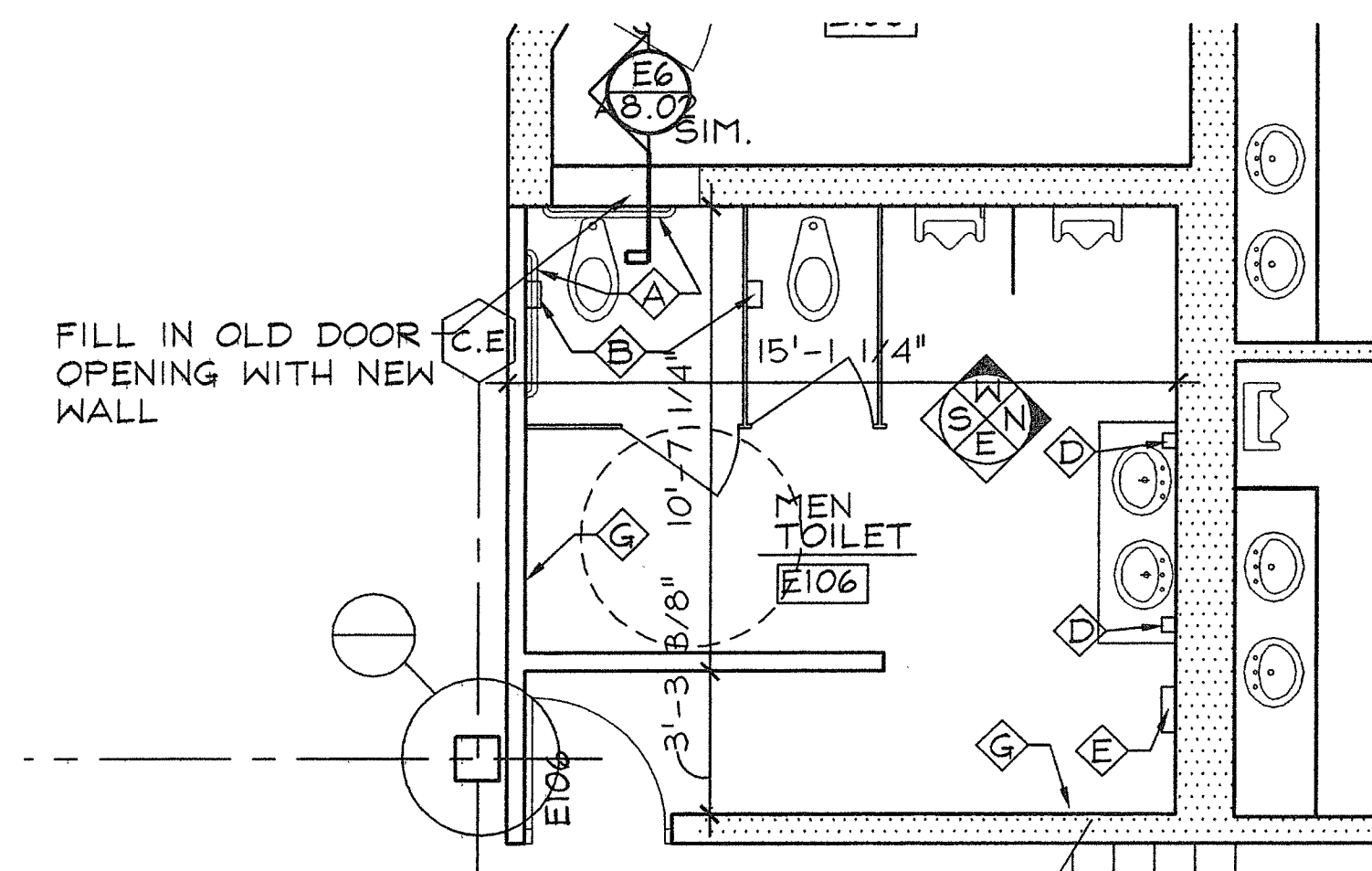
(B2) ENLARGED TOILET ROOM PLAN
A4.0 1/4" = 1'-0"



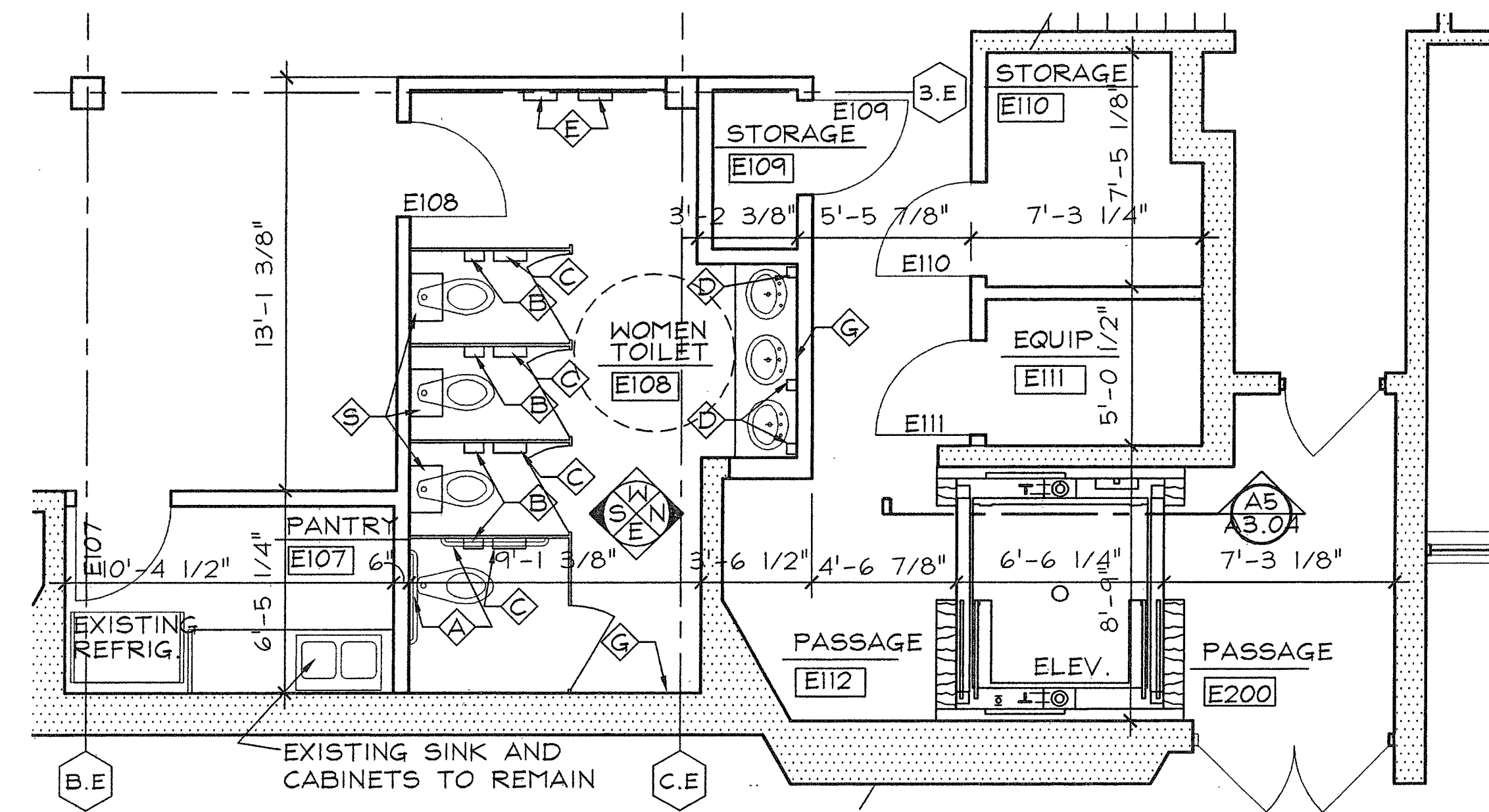
(B5) ENLARGED ELEVATOR PLAN
A4.0 1/4" = 1'-0"



(D1) ENLARGED KITCHEN/STOR. PLAN
A4.0 1/4" = 1'-0"

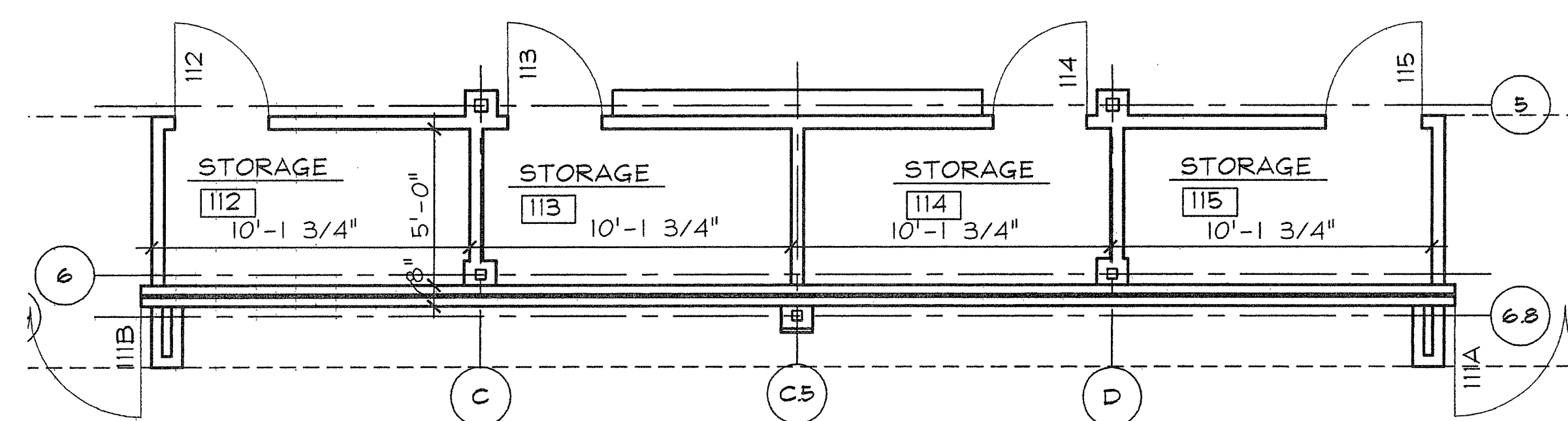


(C3) ENLARGED TOILET ROOM PLAN
A4.0 1/4" = 1'-0"

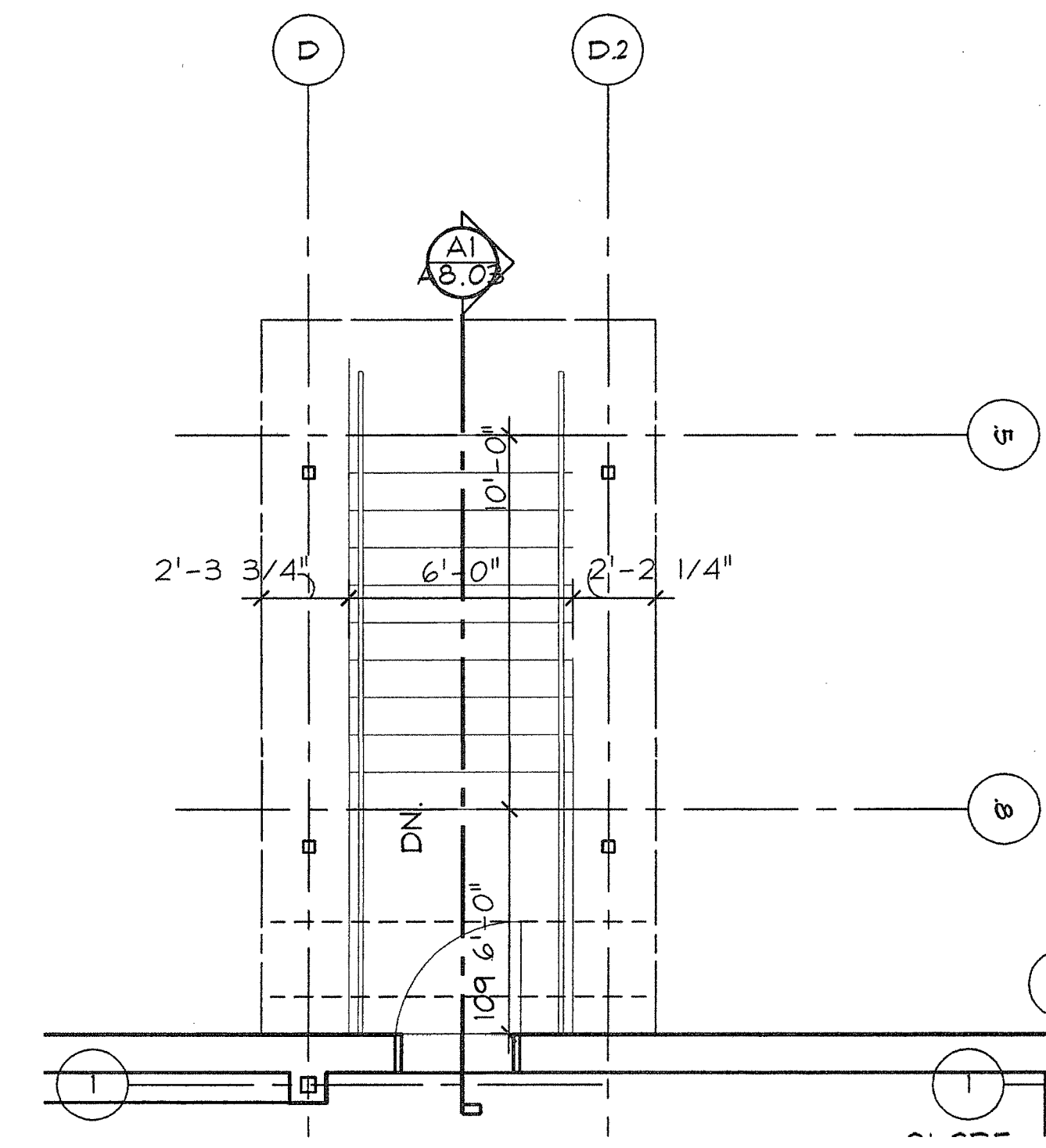


(C5) ENLARGED ELEVATOR AND TOILET ROOM PLAN
A4.0 1/4" = 1'-0"


TOILET ACCESSORIES		
NO.	ITEM	REMARKS
A	36" GRAB BAR	CENTER @ 3'-0" AFF
B	TOILET PAPER DISPENSER	BTM @ 1'-4" AFF
C	FEMININE NAPKIN DISPOSAL	BTM @ 1'-4 1/2" AFF
D	SOAP DISPENSER	
E	TOILET DISPENSER	
F	MIRROR 18" X 36"	BTM @ 3'-4" AFF
G	MIRROR 36" X 36"	BTM @ 3'-4" AFF
H	SINK	TOP @ 2'-0" AFF
J	28" GRAB BAR	CENTER @ 3'-0" AFF
K	1/2" LOCKERS	
L	28" GRAB BAR	CENTER @ 2'-0" AFF
M	SOAP DISPENSER	BTM @ 2'-3" AFF
N	TOILET DISPENSER	BTM @ 2'-3" AFF
P	TOILET PAPER DISPENSER	BTM @ 1'-0" AFF
Q	MIRROR 18" X 36"	BTM @ 2'-3" AFF
R	MIRROR 60" X 36"	BTM @ 2'-3" AFF
S	MIRROR 12" X 18"	TOP @ 3'-0" AFF



(E3) FELLOWSHIP HALL STORAGE PLAN
A4.0 1/4" = 1'-0"



(E5) EXTERIOR STAIR PLAN
A4.0 1/4" = 1'-0"



Fletcher:: Architects, Inc.

ARCHITECTURE ■ PLANNING ■ INTERIORS
1506 NORTH SIGNAL HILLS DRIVE
KIRKWOOD, MO, 63122
TEL: (314) 965-6333
FAX: (314) 965-8907
info@fletcher-architects.com

CONSULTANTS

CIVIL ENGINEER:
FRONTENAC ENGR. GROUP, INC.
18 SUNNEN DR.
ST. LOUIS, MO 63143
PHONE (314) 844-2200
FAX (314) 844-0845

STRUCT. ENGINEER:
ABS CONSULTING
1848 LACKLAND HILLS PARKWAY
ST. LOUIS, MO 63143
PHONE (314) 864-7007
FAX (314) 864-0722

M.E.P. ENGINEER:
ESG ENGINEERING
860 SPRING OF ST. LOUIS BLVD.
CHESTERFIELD, MO 63006
PHONE (636) 630-7770
FAX (636) 630-7877

HARDWARE CONSULTANT
8720
5856 PIERRE CT.
ST. LOUIS, MO 63128
PHONE (314) 487-7778
FAX (314) 842-5242

KITCHEN CONSULTANTS

THE GEIGER GROUP
3901 WATSON ROAD
ST. LOUIS, MO 63109
PHONE (314) 846-2087
FAX (314) 846-5208

LANDSCAPE ARCHITECT

AUSTRI TAG. AND ASSOC.
2818 LOUISIANA FLOOR
ST. LOUIS, MO 63103
PHONE (314) 438-3888
FAX (314) 438-9559

INTERIOR DESIGN

OTCOLE DESIGN ASSOC.
54 WEST SPRINGWOOD
KIRKWOOD, MO 63122
PHONE (314) 905-9505
FAX (314) 905-9505

PROJECT:
ADDITION AND RENOVATIONS TO
McKnight Road
Church of Christ
2515 SOUTH MCKNIGHT ROAD
ST. LOUIS, MO 63124

THE SEAL AND SIGNATURES APPLY ONLY TO THE DOCUMENT TO WHICH THEY ARE AFFIXED, AND WE EXPRESSLY DISCLAIM ANY RESPONSIBILITY FOR ANY OTHER DOCUMENTS OR INSTRUMENTS RELATING TO OR REFERRED TO BE USED FOR ANY PART OR PARTS OF THE PROJECT.

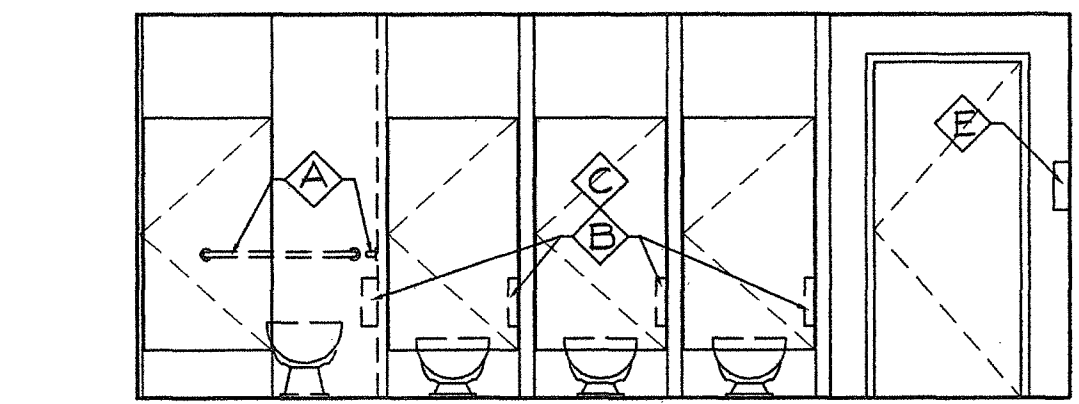
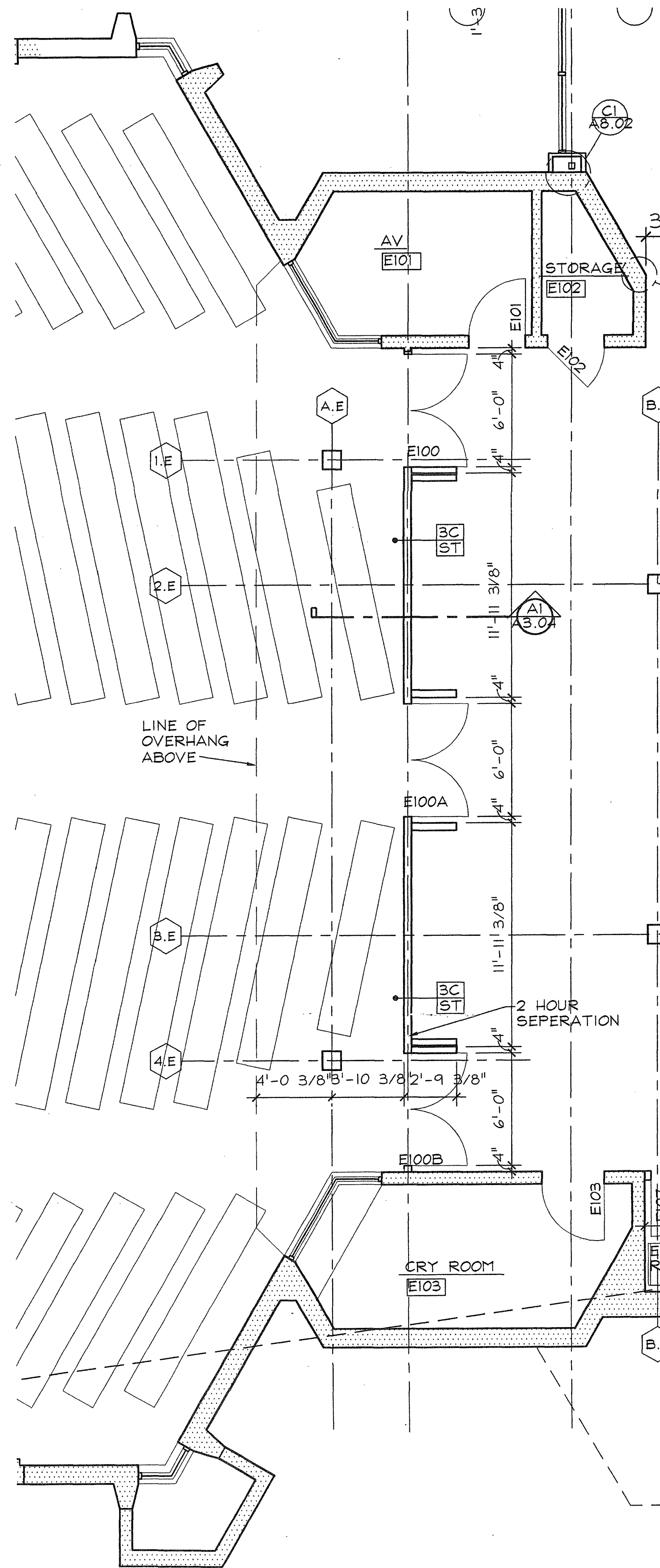
COPYRIGHT 2002 FLETCHER ARCHITECTS, INC.

NO.	DATE	REVISIONS
020201		ADDENDUM #0

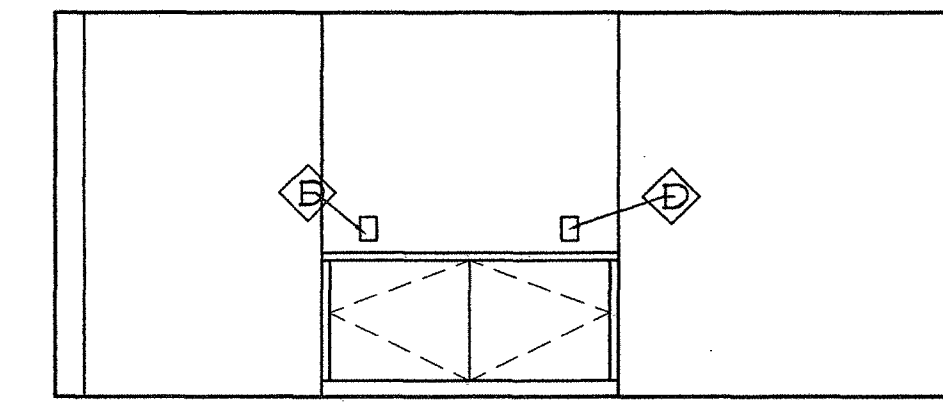
PROJECT NO. SHEET NO.
01403
DRAWN BY: SER
CHECKED BY: MEF
DATE: NOVEMBER 1, 2002

A4.01

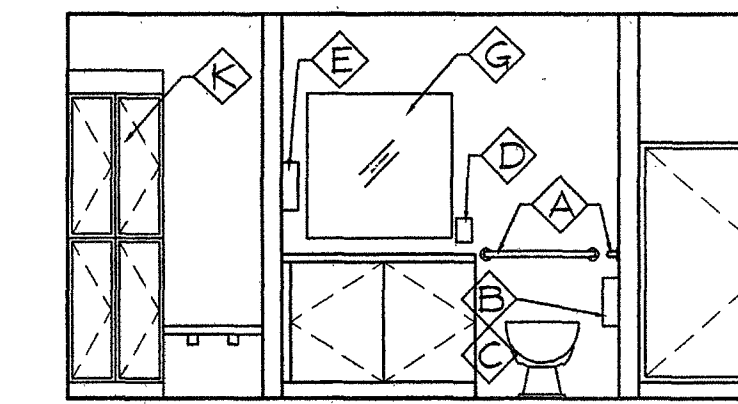
CONSTRUCTION/BID DRAWINGS




TOILET ELEVATION ROOM E108-SOUTH
A3
A4.02 1/4" = 1'-0"




TOILET ELEVATION ROOM E108-NORTH
A4
A4.02 1/4" = 1'-0"



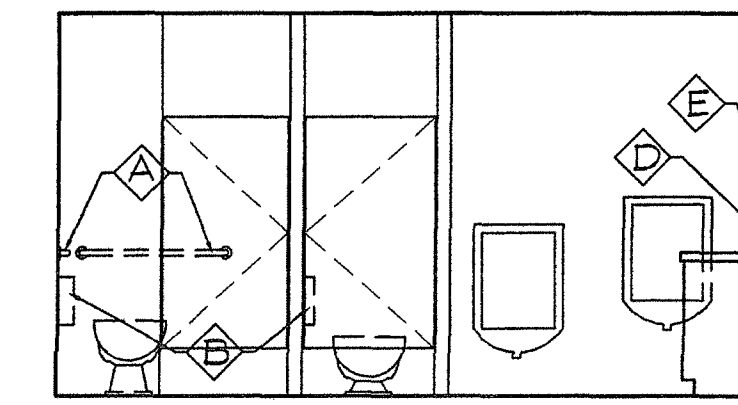
TOILET ELEVATION ROOM 119-SOUTH
A5
A4.02 1/4" = 1'-0"



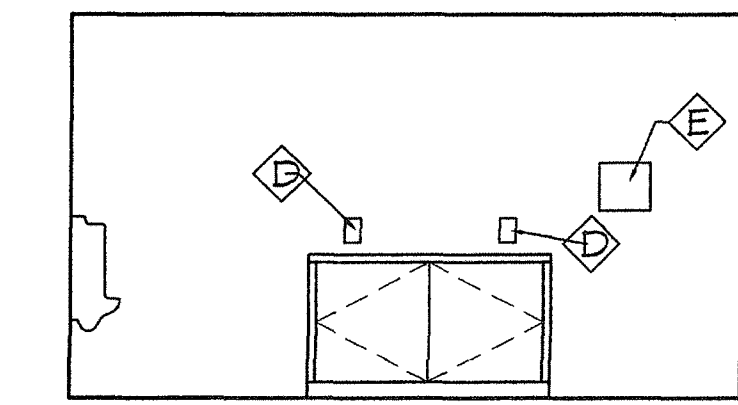
TOILET ELEVATION ROOM 117-NORTH
B3
A4.02 1/4" = 1'-0"



TOILET ELEVATION ROOM 107-SOUTH
B4
A4.02 1/4" = 1'-0"

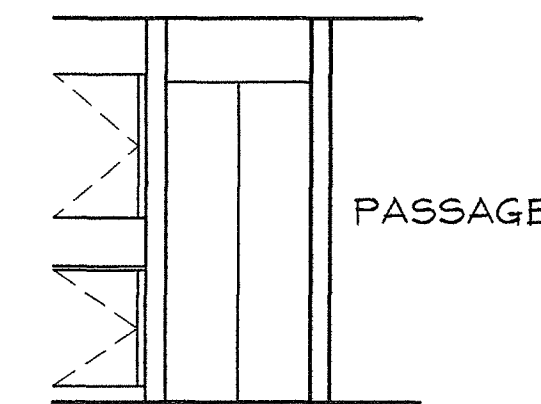


TOILET ELEVATION ROOM E106-WEST
B5
A4.02 1/4" = 1'-0"




TOILET ELEVATION ROOM E106-NORTH
B6
A4.02 1/4" = 1'-0"

TOILET ACCESSORIES		
NO.	ITEM	REMARKS
A	36" GRAB BAR	CENTER @ 3'-0" AFF
B	TOILET PAPER DISPENSER	BTM. @ 1'-6" AFF
C	FEMININE NAPKIN DISPOSAL	BTM. @ 1'-4 1/2" AFF
D	SOAP DISPENSER	
E	TOWEL DISPENSER	
F	MIRROR 18" X 36"	BTM. @ 3'-4" AFF
G	MIRROR 36" X 36"	BTM. @ 3'-4" AFF
H	SINK	TOP @ 2'-0" AFF
J	28" GRAB BAR	CENTER @ 3'-0" AFF
K	1'x3' LOCKERS	
L	28" GRAB BAR	CENTER @ 2'-0" AFF
M	SOAP DISPENSER	BTM. @ 2'-3" AFF
N	TOWEL DISPENSER	BTM. @ 2'-3" AFF
P	TOILET PAPER DISPENSER	BTM. @ 1'-0" AFF
Q	MIRROR 18" X 36"	BTM. @ 2'-3" AFF
R	MIRROR 60" X 36"	BTM. @ 2'-3" AFF
S	MIRROR 12" X 18"	TOP @ 3'-0" AFF



ELEVATION ROOM 122-EAST
C4
A4.02 1/4" = 1'-0"

ENLARGED WALL AUDITORIUM PLAN
D1
A4.02 1/4" = 1'-0"



Fletcher Architects, Inc.

ARCHITECTURE ■ PLANNING ■ INTERIORS
1906 NORTH SIGNAL HILLS DRIVE
KIRKWOOD, MO. 63122
TEL. (314) 965-6333
FAX. (314) 965-8997
info@fletcher-architects.com

CONSULTANTS
CIVIL ENGINEER:
FRONTIANG ENGR. GROUP, INC.
18 SLAVEN DR.
ST. LOUIS, MO 63148
PHONE (314) 644-2500
FAX (314) 644-0845
STRUCT. ENGINEER:
ABS CONSULTING
1848 LACKLAND MILLS PARKWAY
ST. LOUIS, MO 63148
PHONE (314) 684-7007
FAX (314) 684-0722
M.E.P. ENGINEER:
SIC ENGINEERS
660 SPRTY OF ST. LOUIS BLVD.
CHESTERFIELD, MO 63008
PHONE (636) 530-7770
FAX (636) 530-7877
HARDWARE CONSULTANT
HFD
5588 PIERRE CT.
ST. LOUIS, MO 63128
PHONE (314) 487-7778
FAX (314) 842-2544
KITCHEN CONSULTANTS
THE GERBER GROUP
3801 WATSON ROAD
ST. LOUIS, MO 63108
PHONE (314) 646-2987
FAX (314) 646-2988
LANDSCAPE ARCHITECT
AUSTIN TAO AND ASSOC.
2701 LOCUST, 2ND FLOOR
ST. LOUIS, MO 63103
PHONE (314) 438-5099
FAX (314) 438-9100
INTERIOR DESIGN
OTOOLE DESIGN ASSOC.
24 WEST JEFFERSON
KIRKWOOD, MO 63122
PHONE (314) 908-9008
FAX (314) 908-9008

PROJECT:
ADDITION AND RENOVATIONS TO
McKnight Road
Church of Christ
2515 SOUTH MCKNIGHT ROAD
ST. LOUIS, MO 63124


THE SEAL AND SIGNATURES APPLY ONLY TO THE DOCUMENT TO WHICH THEY ARE AFFIXED, AND WE EXPRESSLY DISCLAIM ANY RESPONSIBILITY FOR ALL OTHER PLANS, SPECIFICATIONS, ESTIMATES, REPORTS, OR OTHER DOCUMENTS OR INSTRUMENTS, RELYING TO BE WITHHELD TO BE USED FOR ANY PART OR PARTS OF THE PROJECT.
COPYRIGHT 2002 FLETCHER ARCHITECTS, INC.

NO.	DATE	REVISIONS
	02/03/01	ADDENDUM #0

PROJECT NO. 01403 SHEET NO.
DRAWN BY: SER
CHECKED BY: MEF
DATE: NOVEMBER 1, 2002

A4.02

CONSTRUCTION/BID DRAWINGS



**Fletcher::
Architects, Inc.**

ARCHITECTURE • PLANNING • INTERIORS
1906 NORTH SIGNAL HILLS DRIVE
KIRKWOOD, MO. 63122
TEL. (314) 965-6333
FAX. (314) 965-8997
info@fletcher-architects.com

CONSULTANTS

CIVIL ENGINEER:

FRONTMAG ENGR. GRP., INC.
35 SUNKEN DR.
ST. LOUIS, MO 63143
PHONE (314) 844-2200
FAX (314) 844-0948

STRUCT. ENGINEER:

ABS CONSULTING
1948 LACKLAND HILLS PARKWAY
ST. LOUIS, MO 63146
PHONE (314) 984-7007
FAX (314) 984-0722

M.E.P. ENGINEER:

SSC ENGINEERING
650 SPIRIT OF ST. LOUIS BLVD.
CHESTERFIELD, MO 63005
PHONE (636) 630-7770
FAX (636) 630-7877

HARDWARE CONSULTANT

8710
6556 PIERRE CT.
ST. LOUIS, MO 63128
PHONE (314) 487-7778
FAX (314) 842-2942

KITCHEN CONSULTANTS

THE GERBER GROUP
801 WATSON ROAD
ST. LOUIS, MO 63138
PHONE (314) 846-5887
FAX (314) 846-5208

LANDSCAPE ARCHITECT

AUSTIN TMO AND ASSOC.
201 LOCUST, 2ND FLOOR
ST. LOUIS, MO 63103
PHONE (314) 430-5909
FAX (314) 430-6130

INTERIOR DESIGN

OTCOLE DESIGN ASSOC.
124 WEST JEFFERSON
KIRKWOOD, MO 63122
PHONE (314) 800-8008
FAX (314) 800-8008

PROJECT: ADDITION AND RENOVATIONS TO
McKnight Road
Church of Christ
2515 SOUTH MCKNIGHT ROAD
ST. LOUIS, MO 63124

THE SEAL AND SIGNATURES APPLY ONLY TO THE DOCUMENT TO WHICH THEY ARE REFERRED, AND WE EXPRESSLY DISCLAIM ANY RESPONSIBILITY FOR ALL OTHER PLANS, SPECIFICATIONS, ESTIMATES, REPORTS OR OTHER DOCUMENTS OR INSTRUMENTS RELATING TO THIS PROJECT, UNLESS WE ARE SPECIFICALLY NOTIFIED IN WRITING TO BE USED FOR ANY PART OF ANY OF THEM.

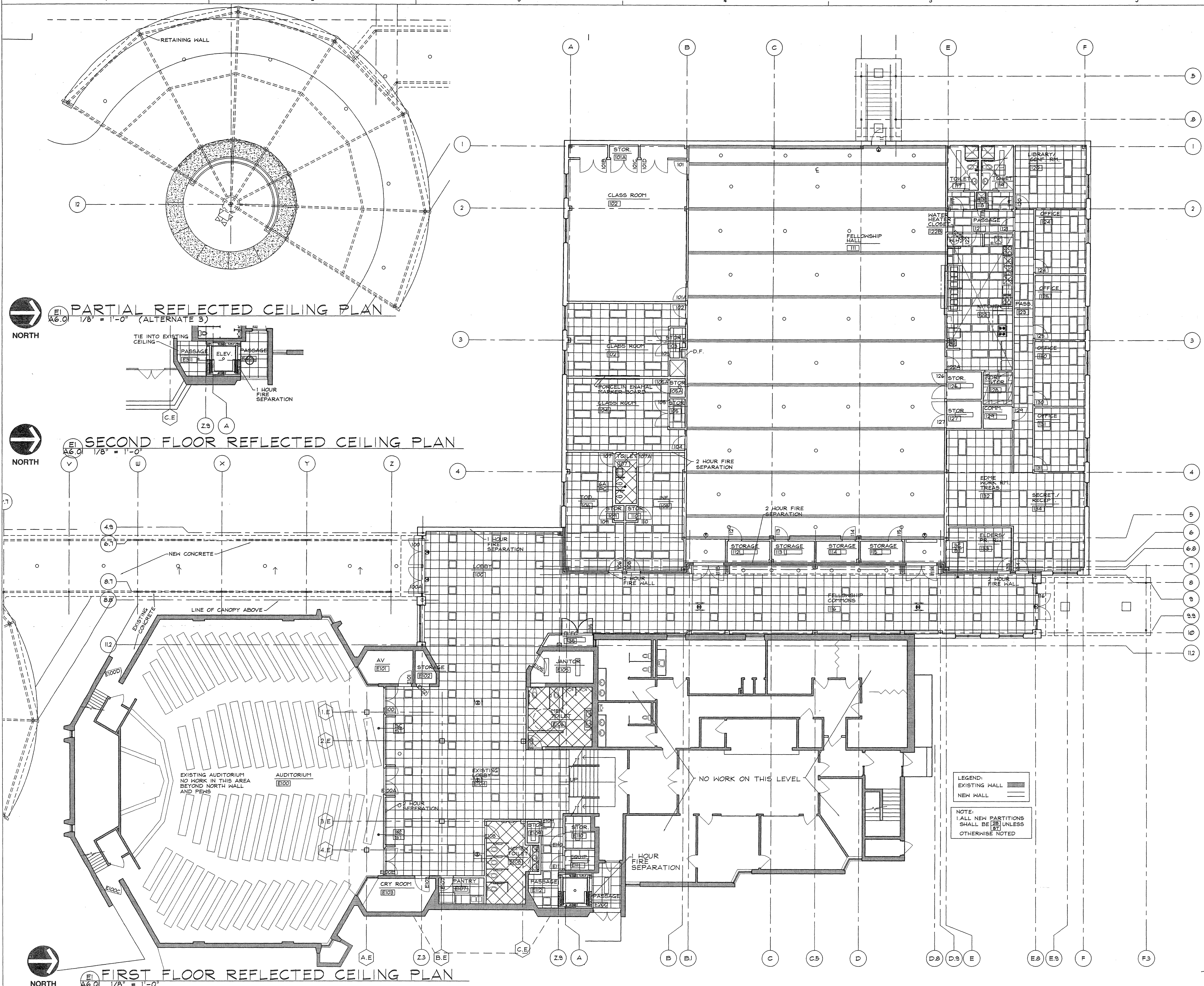
LEGEND:
EXISTING WALL
NEW WALL

NOTE:
1. ALL NEW PARTITIONS SHALL BE 2" UNLESS OTHERWISE NOTED

NO.	DATE	REVISIONS
000001		ADDENDUM #

PROJECT NO. 01403 SHEET NO. A6.01
DRAWN BY: SER
CHECKED BY: MEF
DATE: NOVEMBER 1, 2002

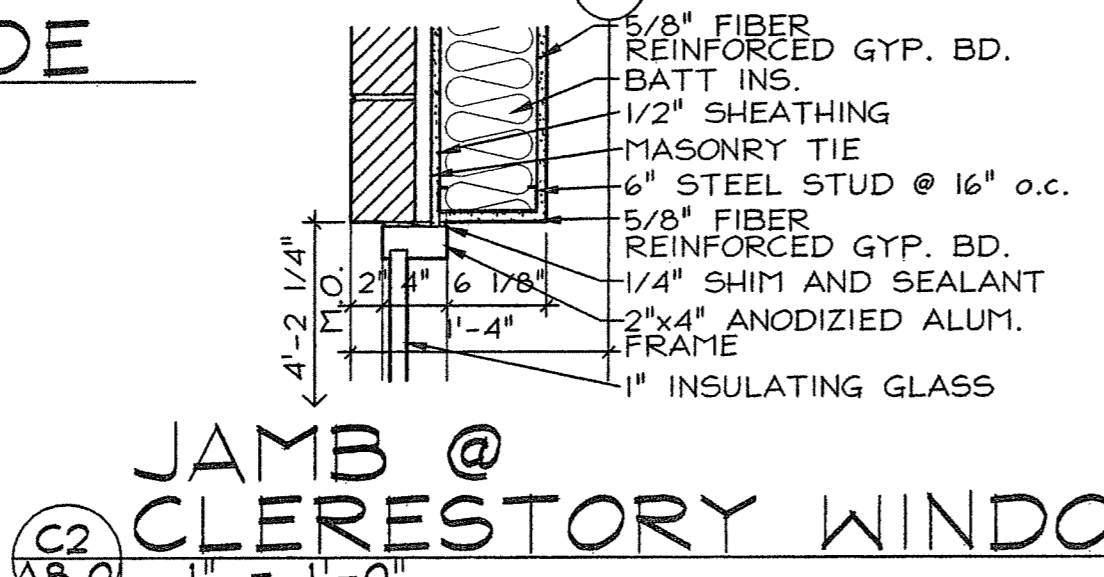
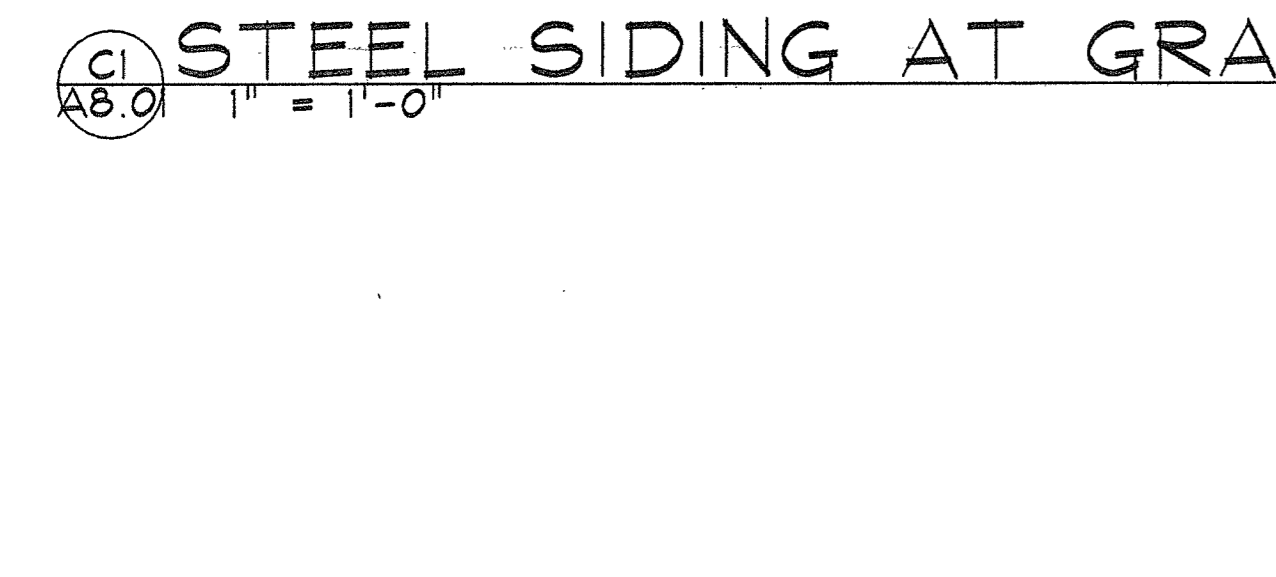
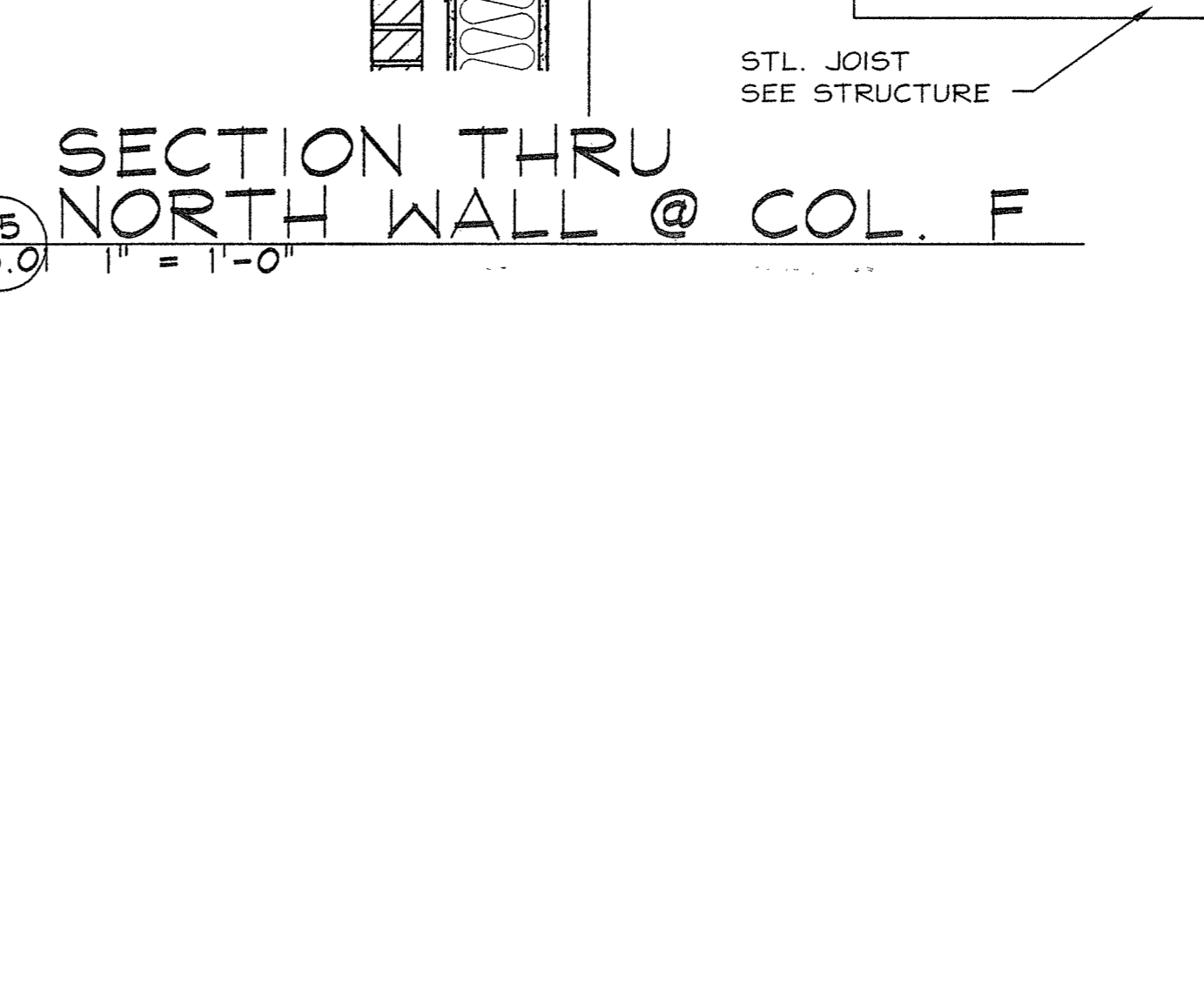
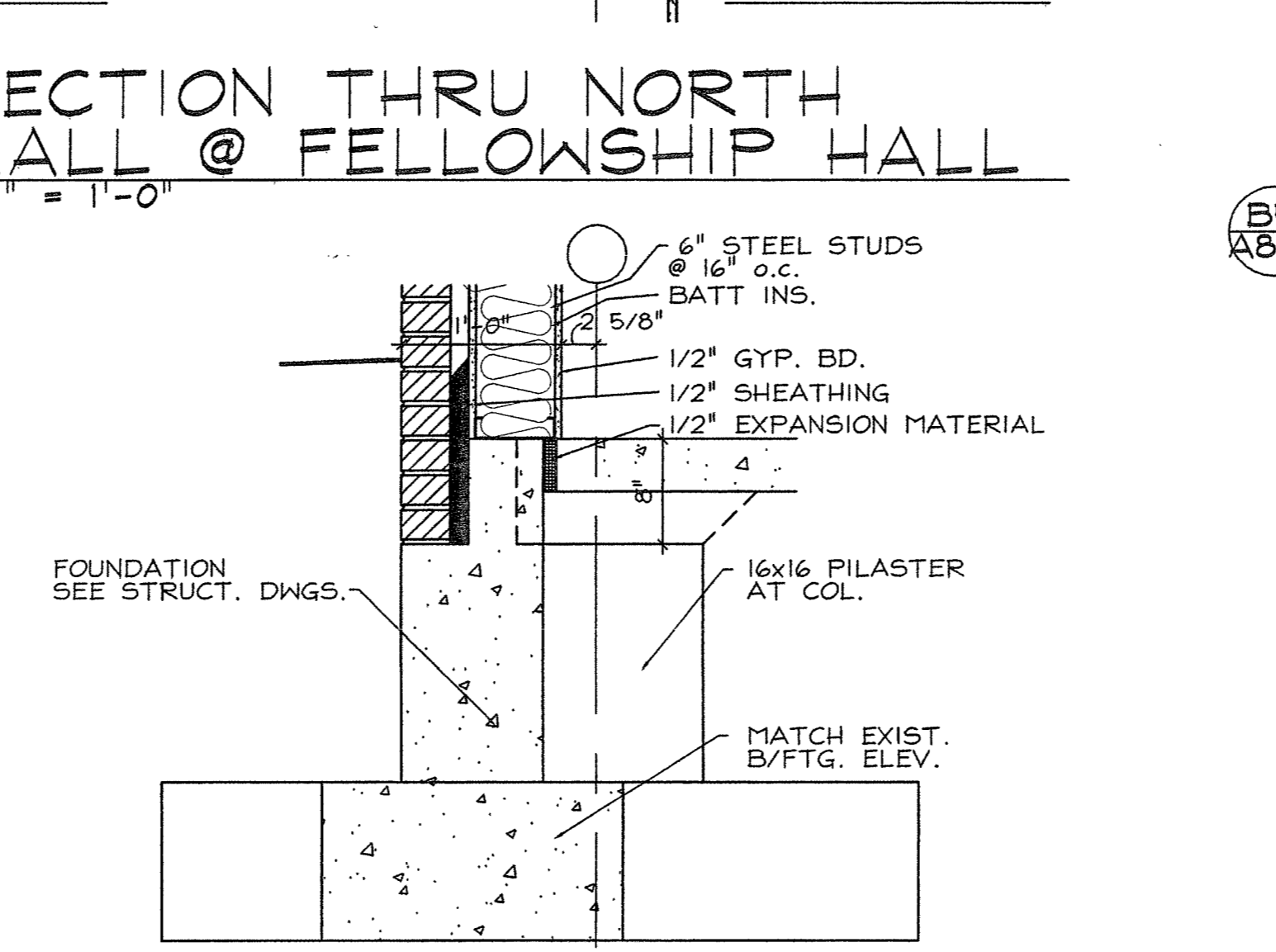
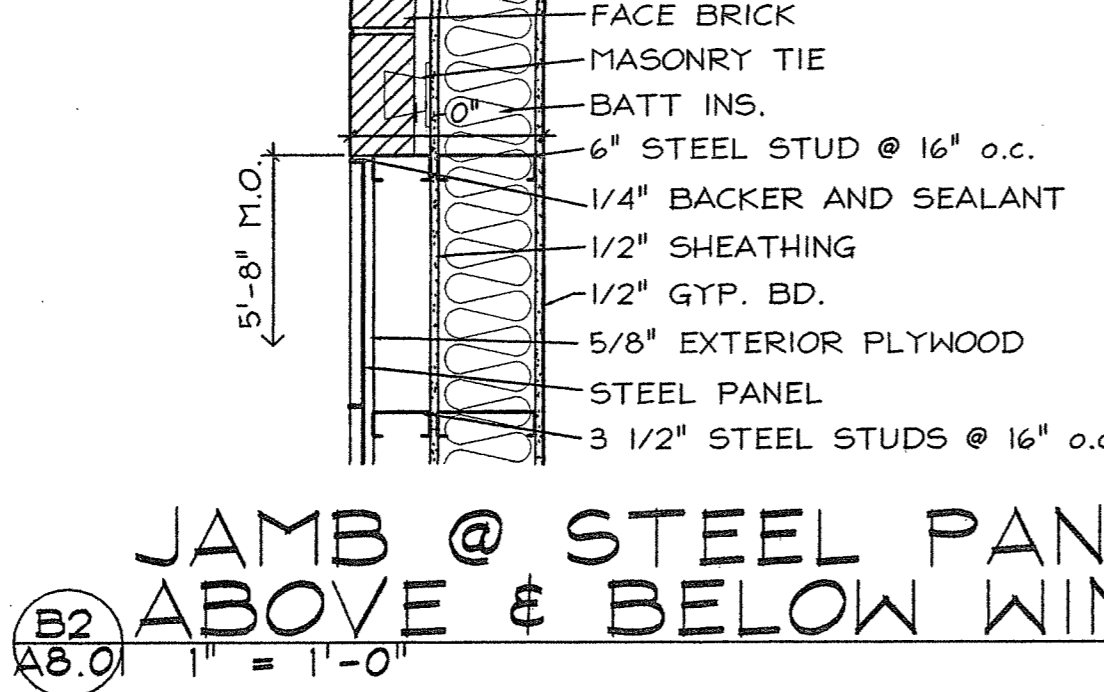
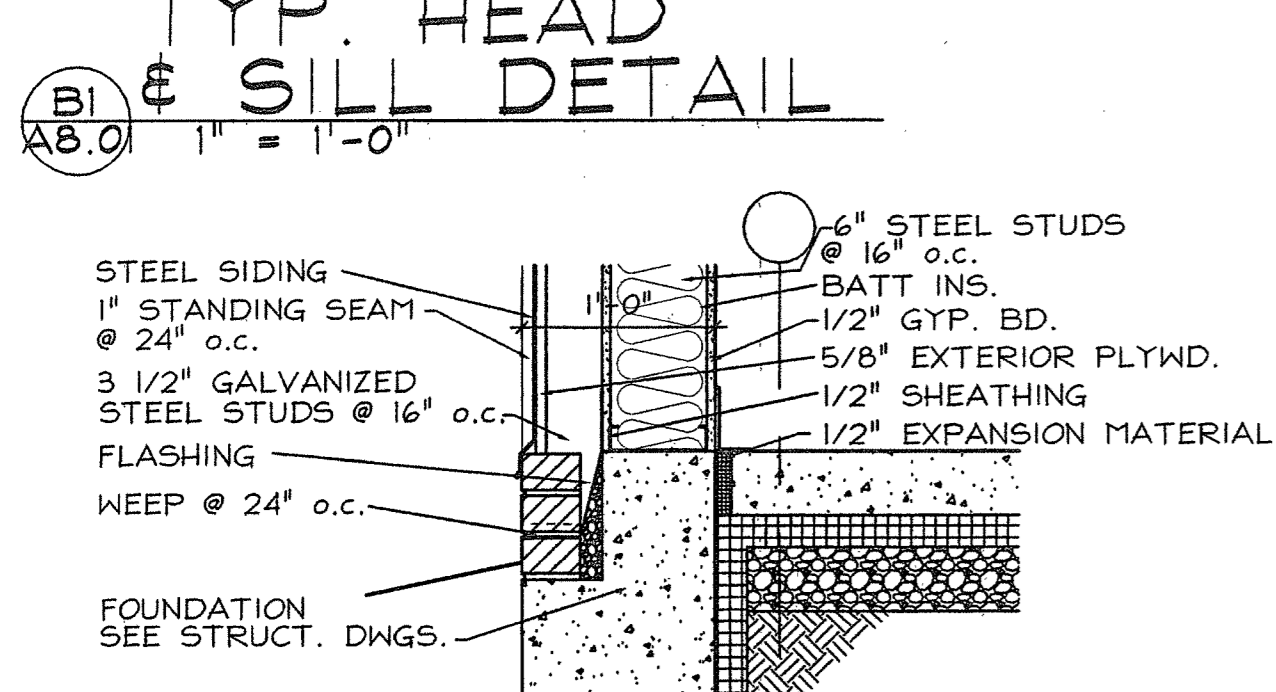
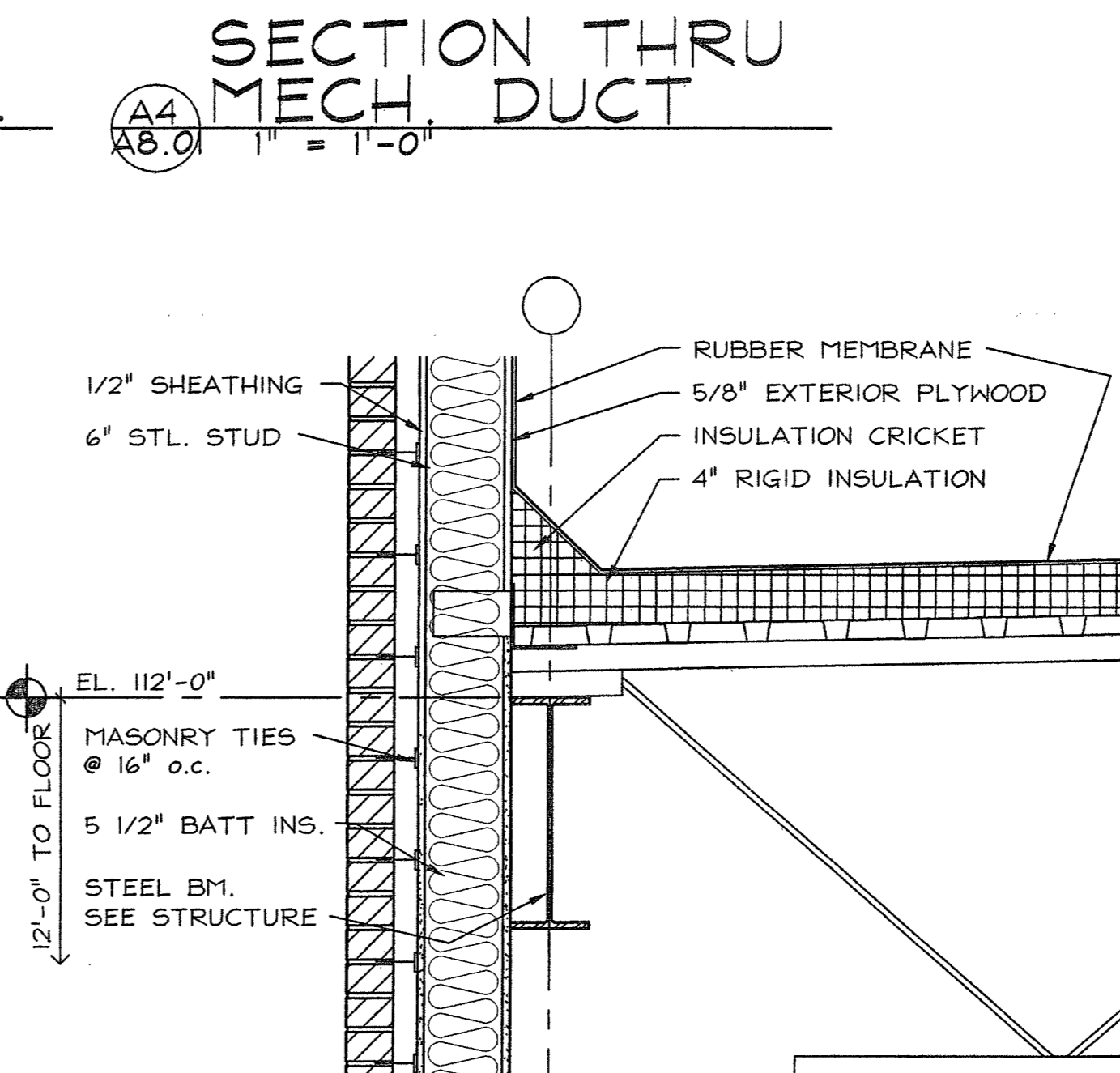
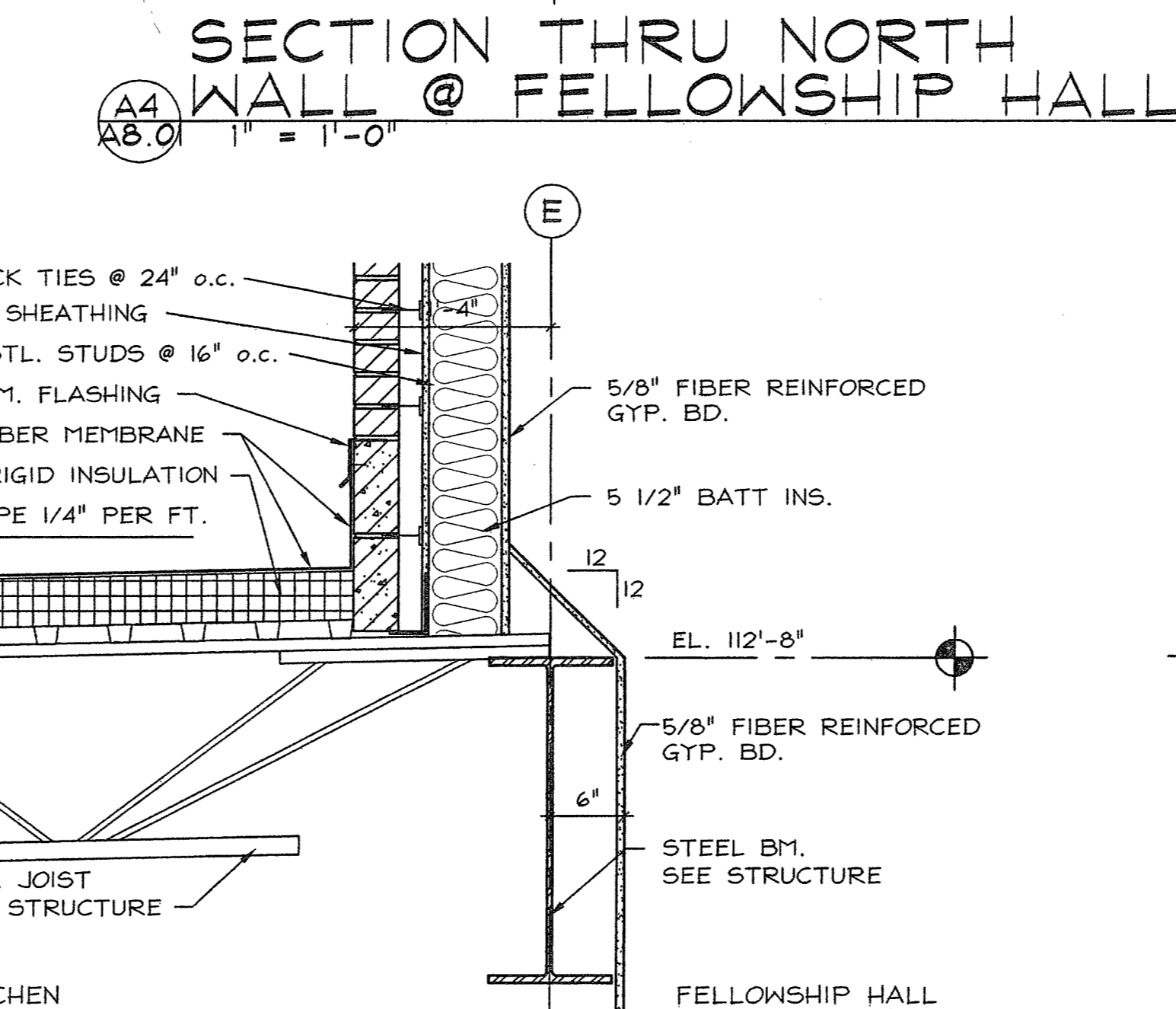
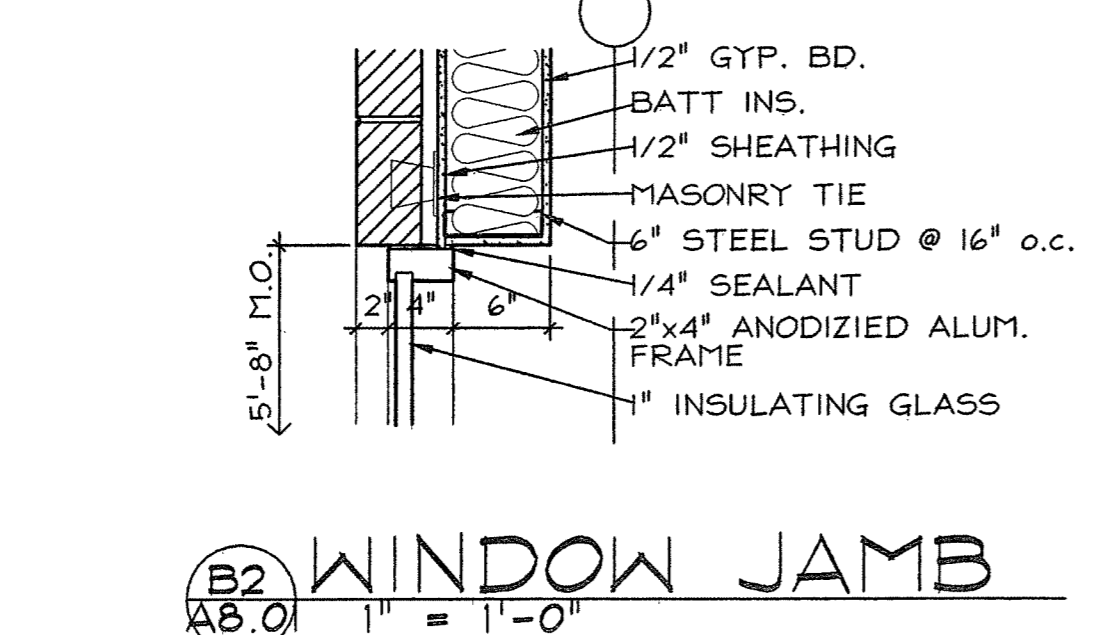
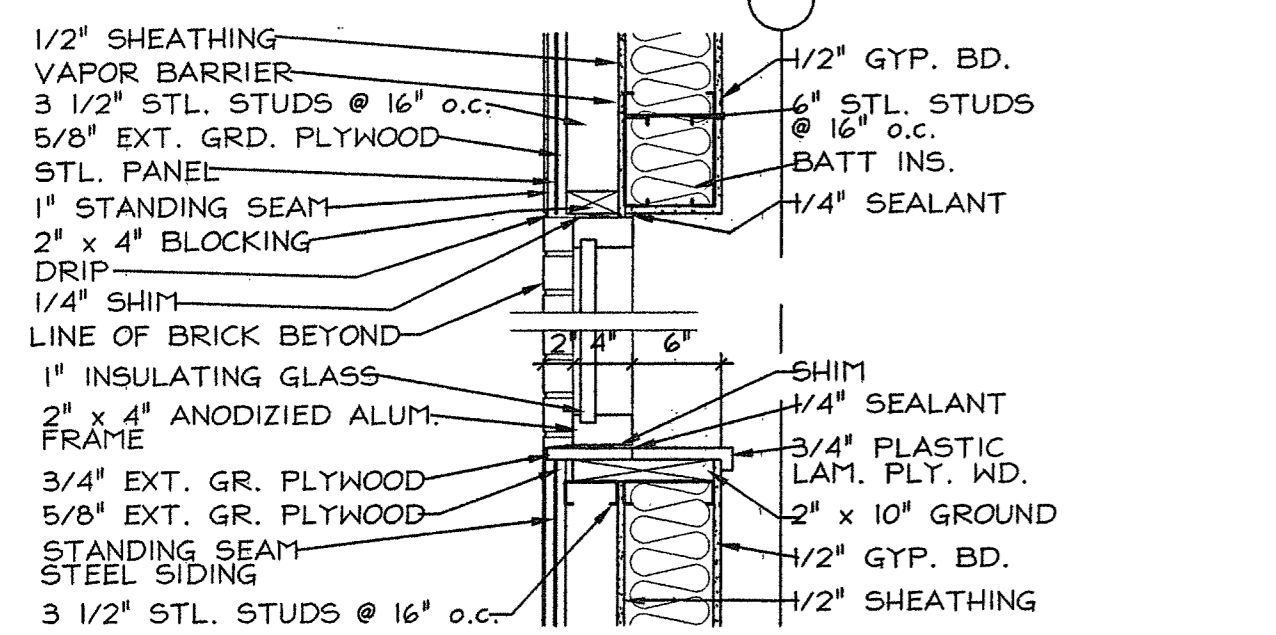
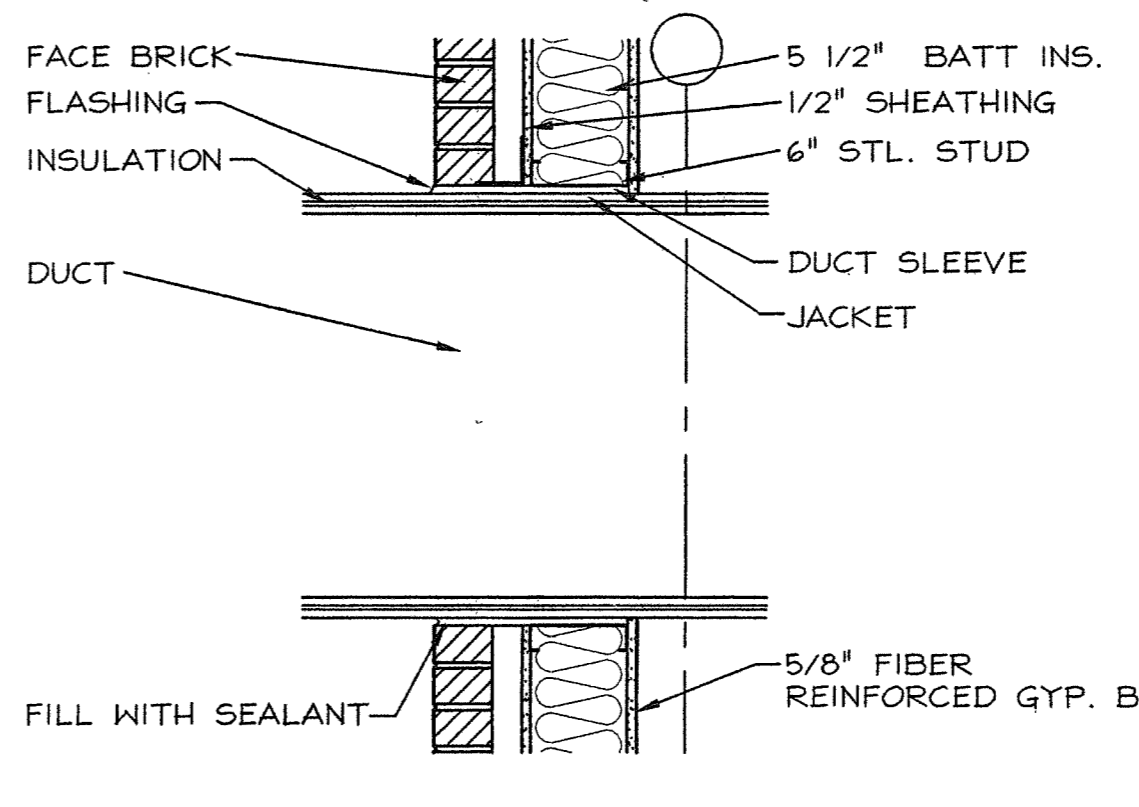
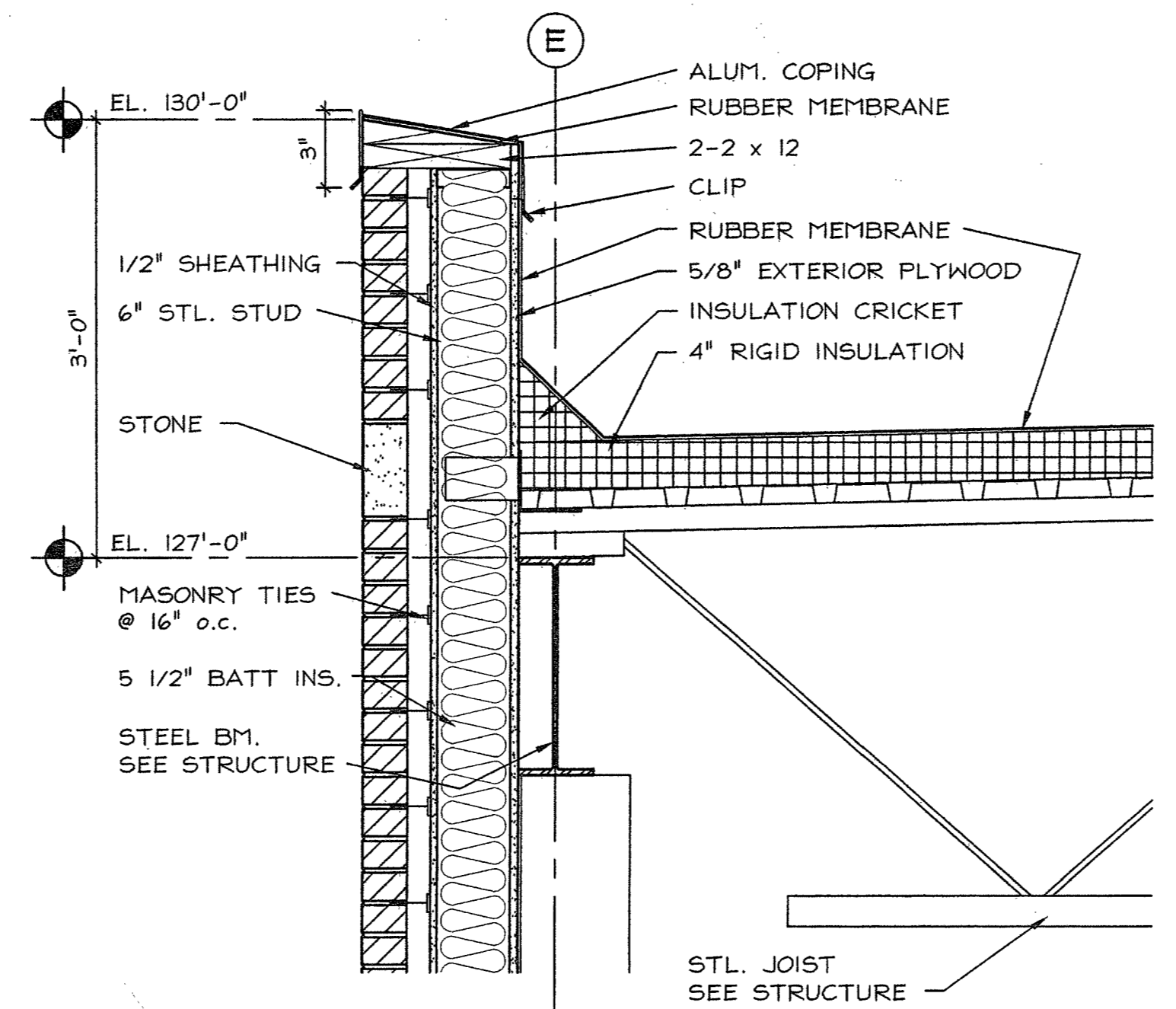
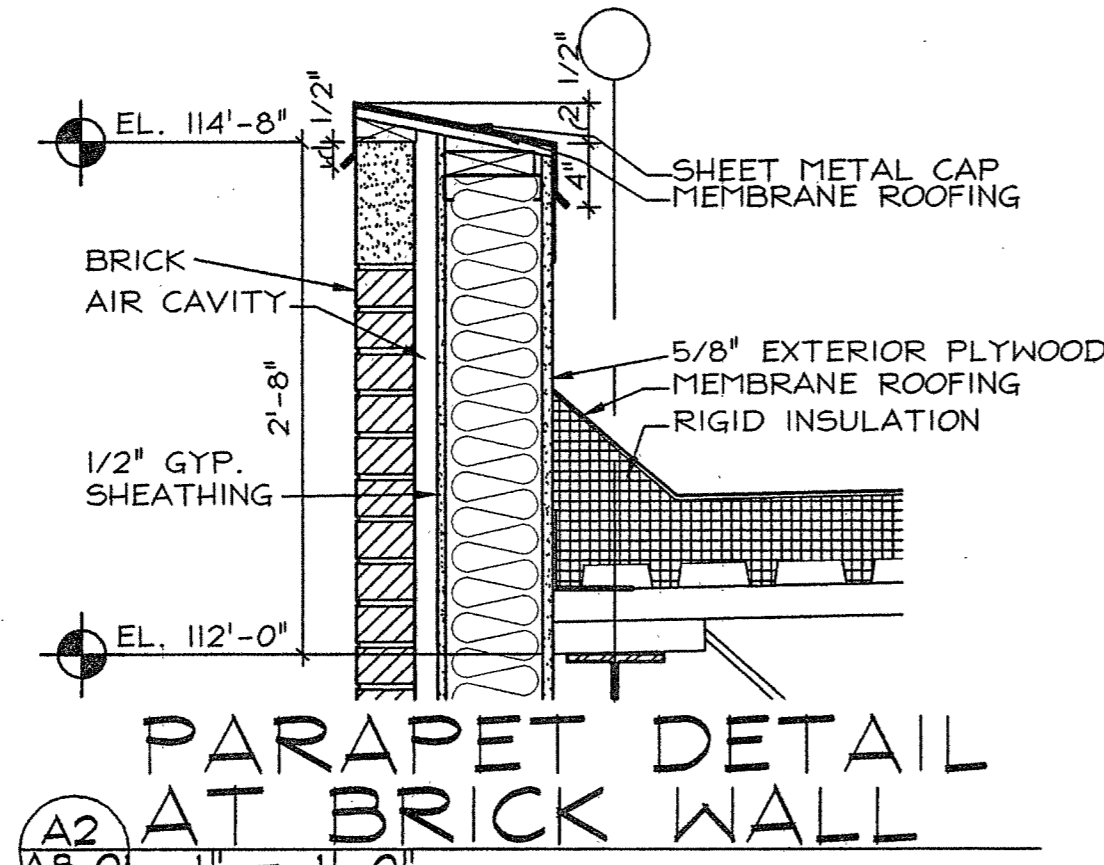
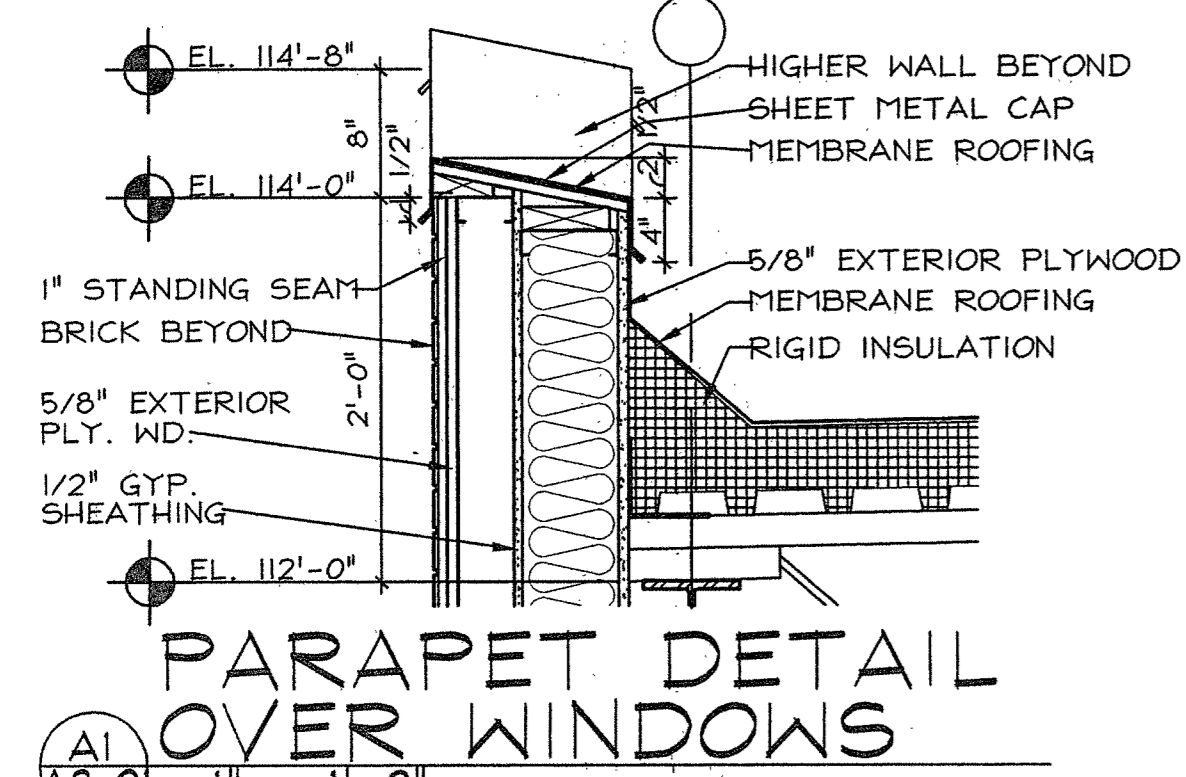
CONSTRUCTION/BID DRAWINGS



PARTIAL REFLECTED CEILING PLAN
A6.01 1/8" = 1'-0" (ALTERNATE 3)

SECOND FLOOR REFLECTED CEILING PLAN
A6.01 1/8" = 1'-0"

FIRST FLOOR REFLECTED CEILING PLAN
A6.01 1/8" = 1'-0"



Fletcher Architects, Inc.
ARCHITECTURE ■ PLANNING ■ INTERIORS
1906 NORTH SIGNAL HILLS DRIVE
KIRKWOOD, MO 63122
TEL. (314) 965-6333
FAX. (314) 965-6997
info@fletcher-architects.com

CONSULTANTS
CIVIL ENGINEER:
FRONTIERS ENGR. GROUP, INC.
16 SUNNEN DR.
ST. LOUIS, MO 63145
PHONE (314) 844-2900
FAX (314) 844-0945

STRUCT. ENGINEER:
AUB CONSULTING
1848 LACKLAND HILLS PARKWAY
ST. LOUIS, MO 63146
PHONE (314) 884-7007
FAX (314) 884-0722

M.E.P. ENGINEER:
SBC ENGINEERING
860 SPRING ST. ST. LOUIS BLVD.
CHESTERFIELD, MO 63005
PHONE (636) 630-7770
FAX (636) 630-7877

HARDWARE CONSULTANT
S70
5555 PIERRE CT.
ST. LOUIS, MO 63128
PHONE (314) 487-7770
FAX (314) 842-2642

KITCHEN CONSULTANTS
THE GROUP GROUP
8801 WATSON ROAD
ST. LOUIS, MO 63119
PHONE (314) 846-2887
FAX (314) 846-8808

LANDSCAPE ARCHITECT
AUSTIN TAO AND ASSOC.
281 LOUSTRI, 2ND FLOOR
ST. LOUIS, MO 63103
PHONE (314) 438-3859
FAX (314) 438-9800

INTERIOR DESIGN
CYTOLE DESIGN ASSOC.
124 WEST JEFFERSON
KIRKWOOD, MO 63122
PHONE (314) 809-9005
FAX (314) 809-9009

PROJECT:
ADDITION AND RENOVATIONS TO

McKnight Road
Church of Christ

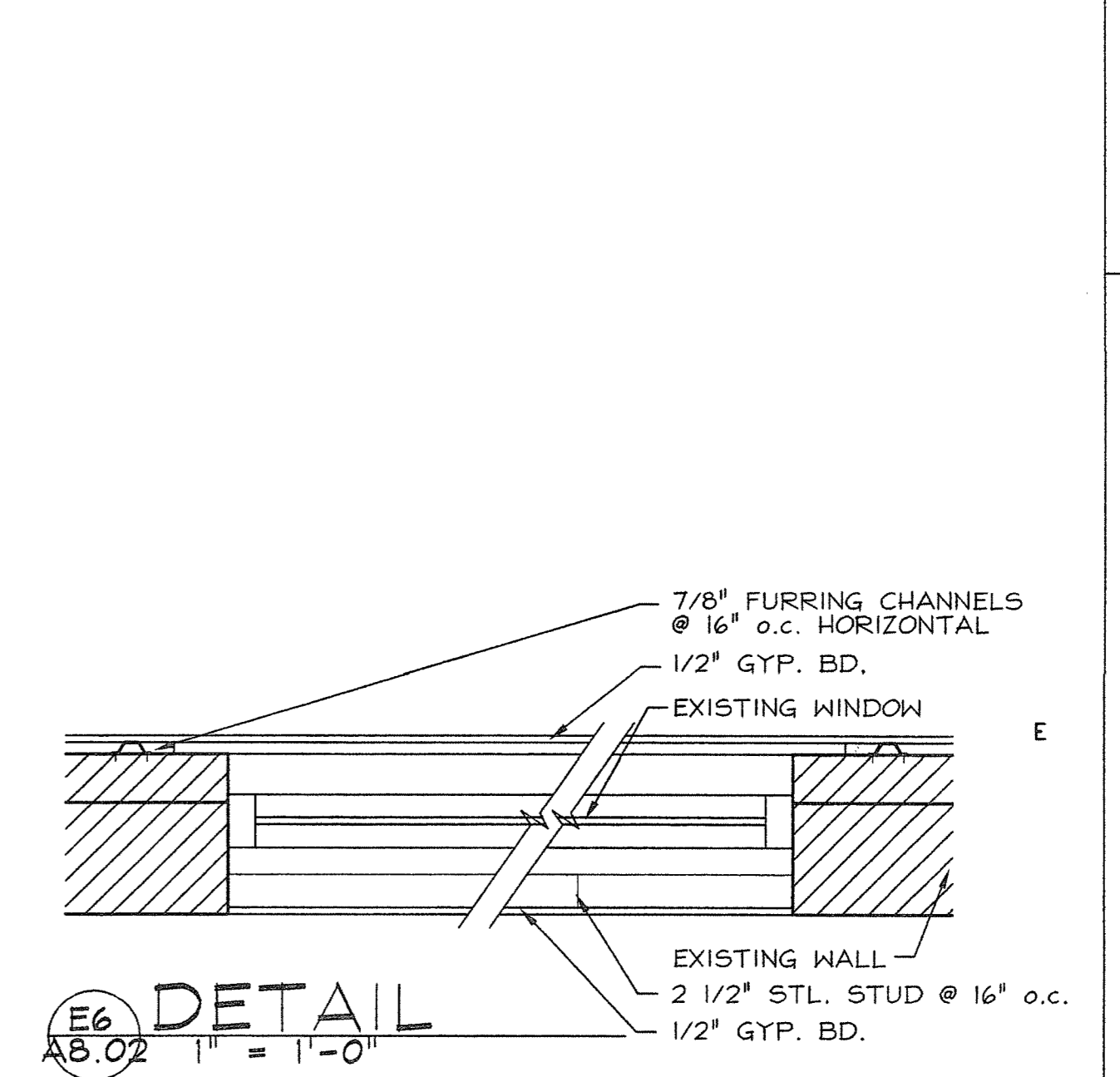
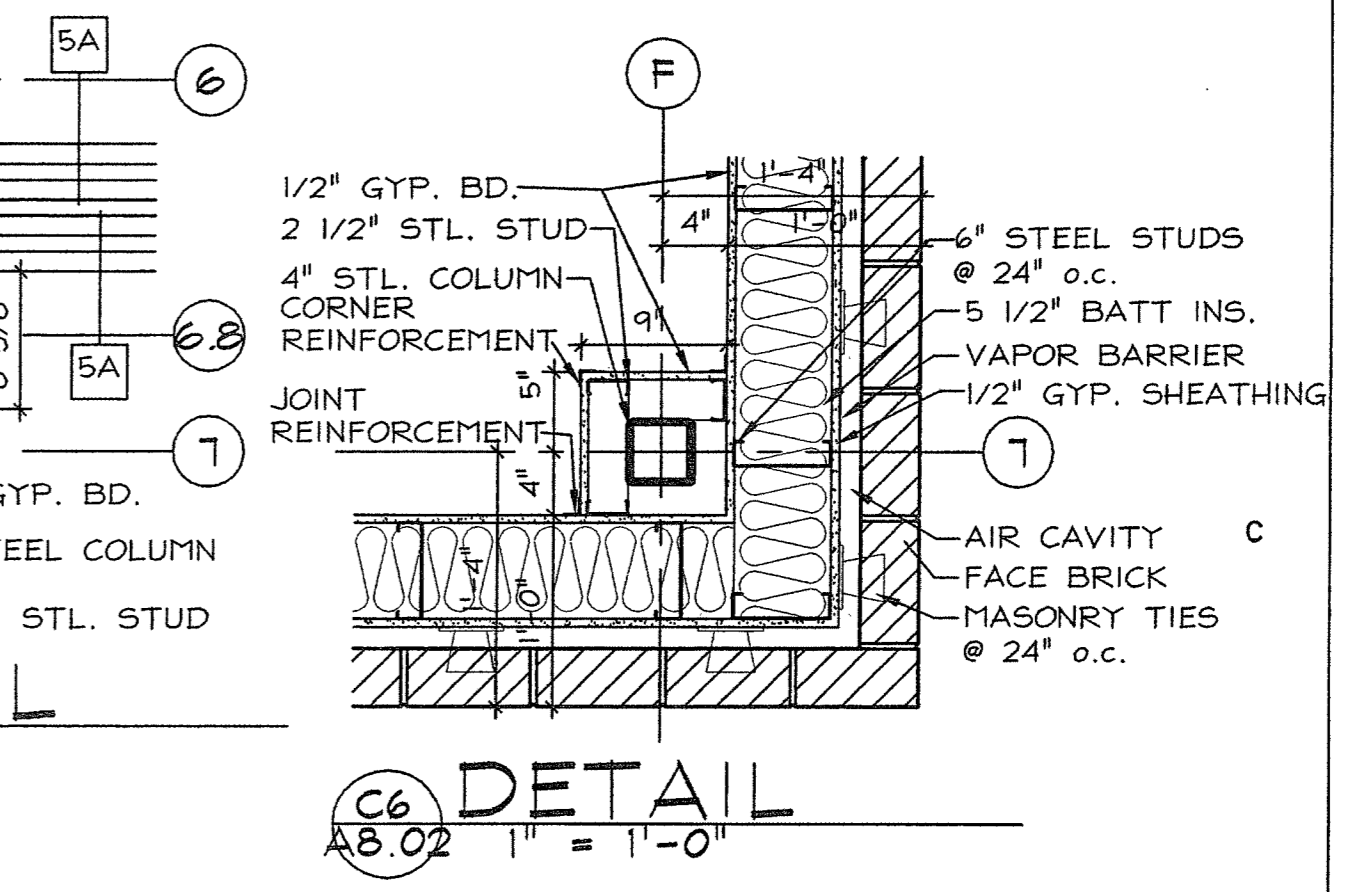
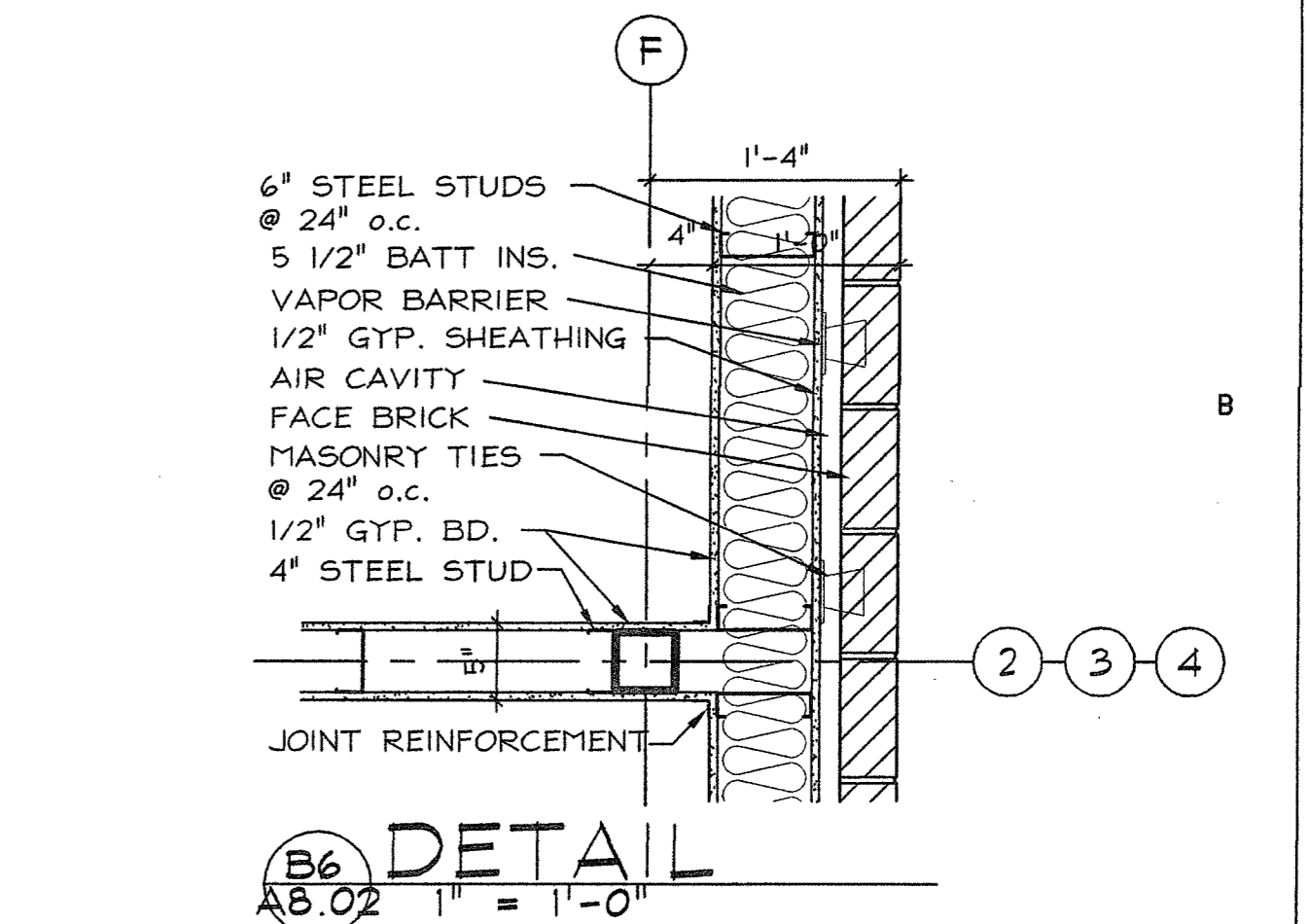
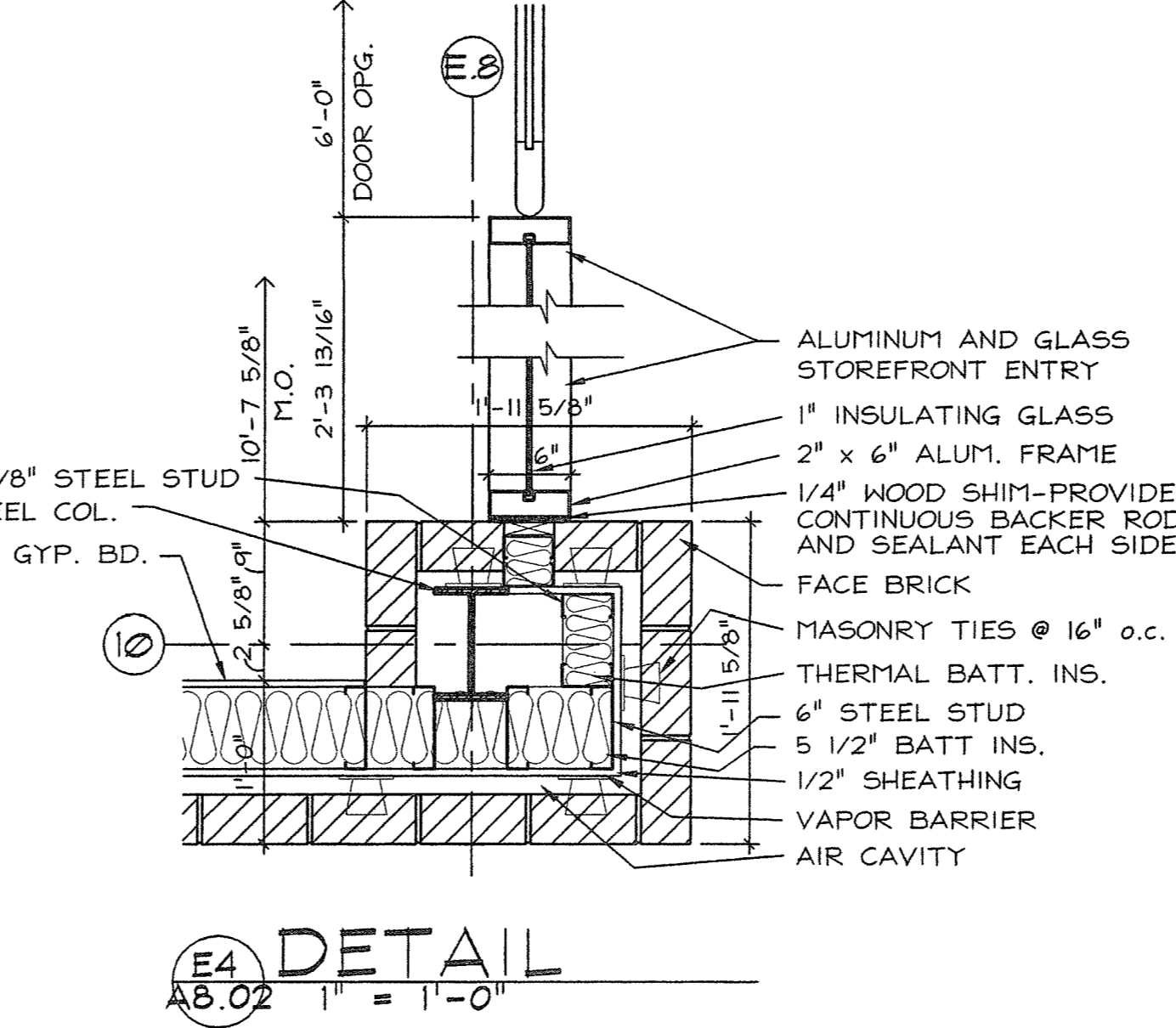
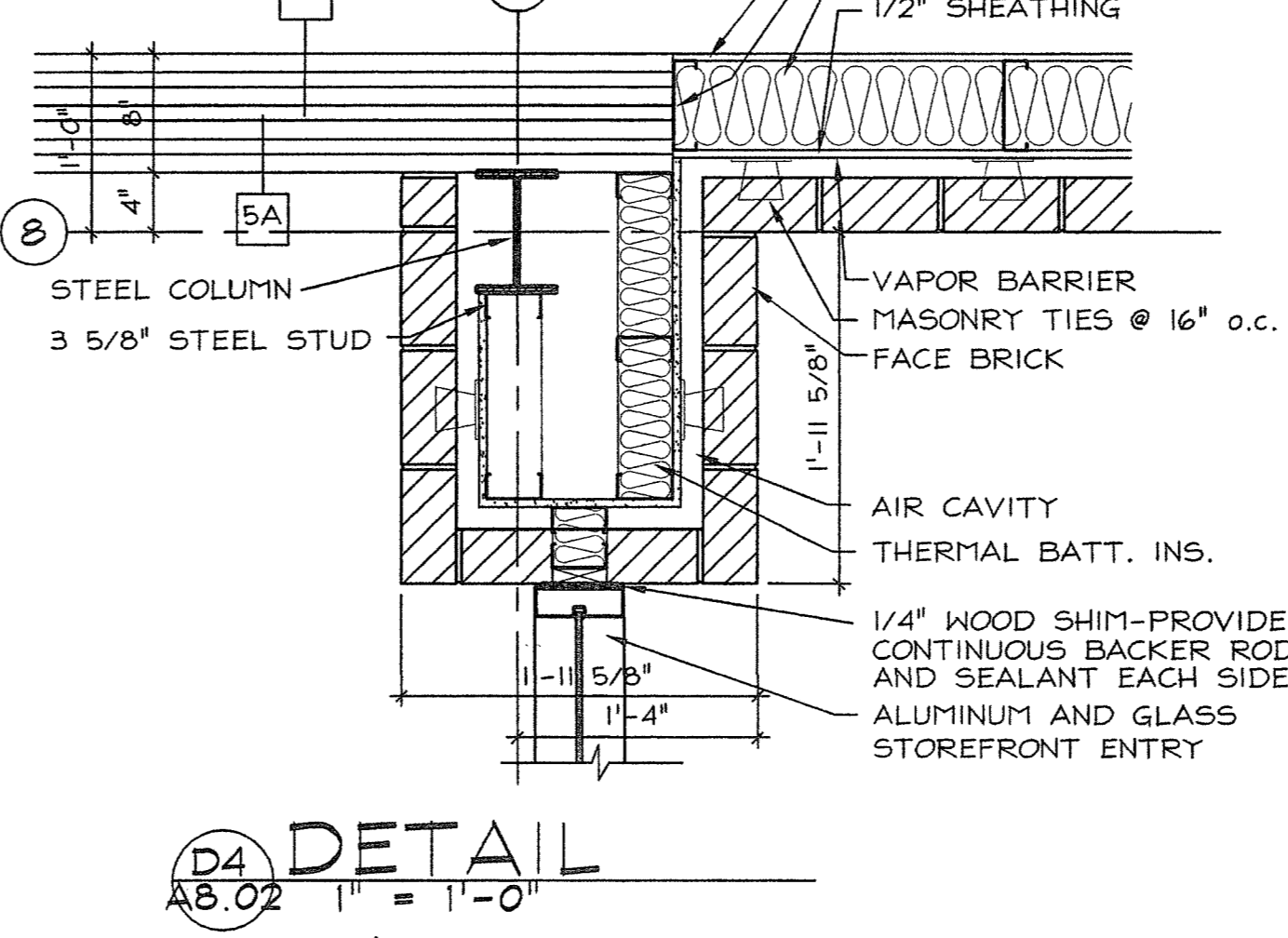
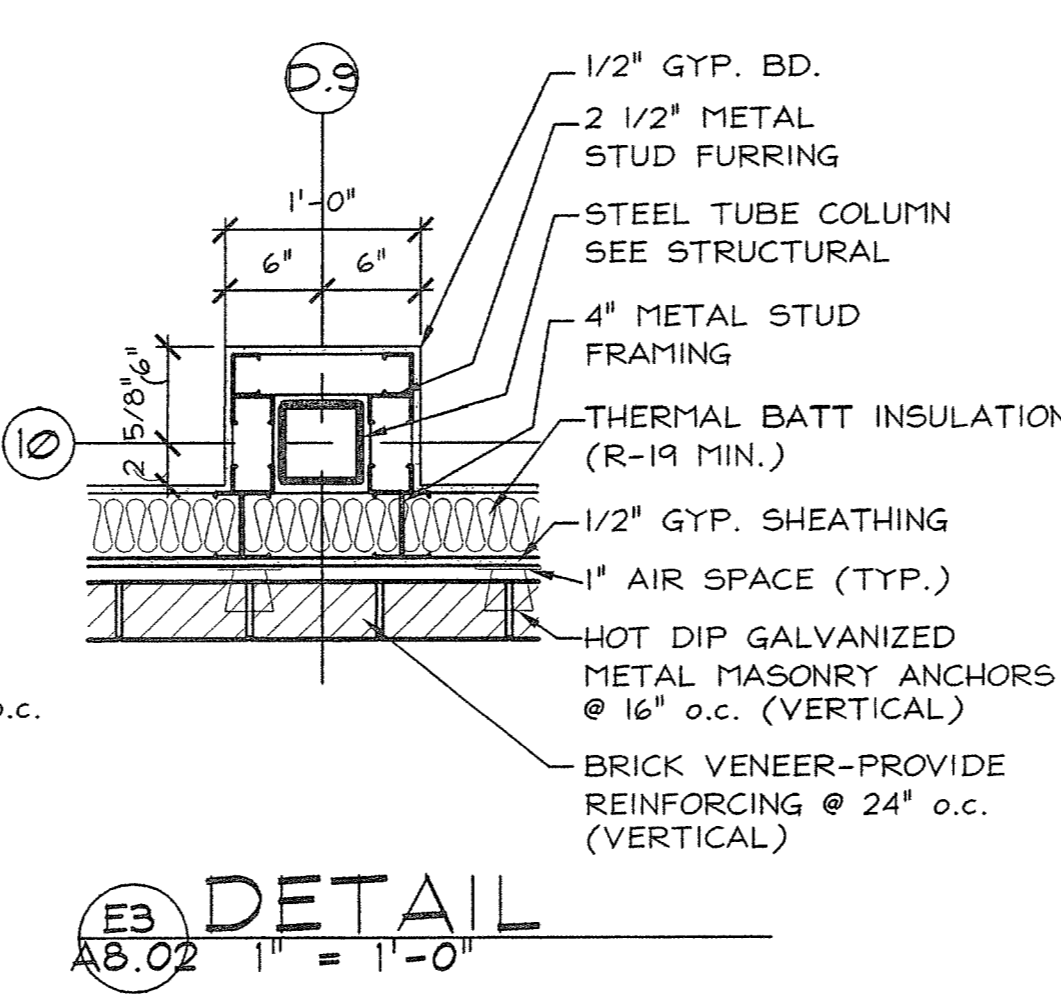
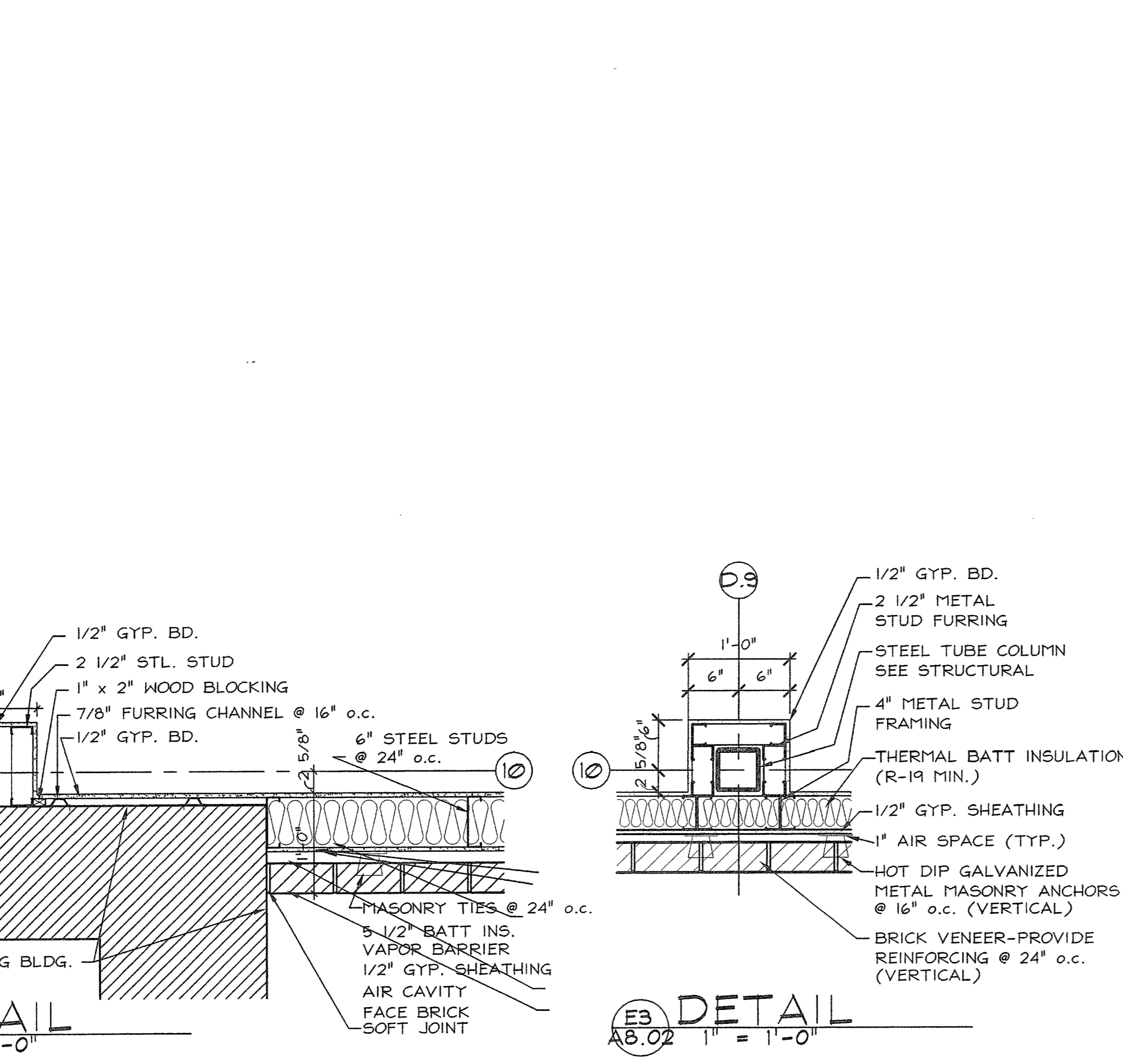
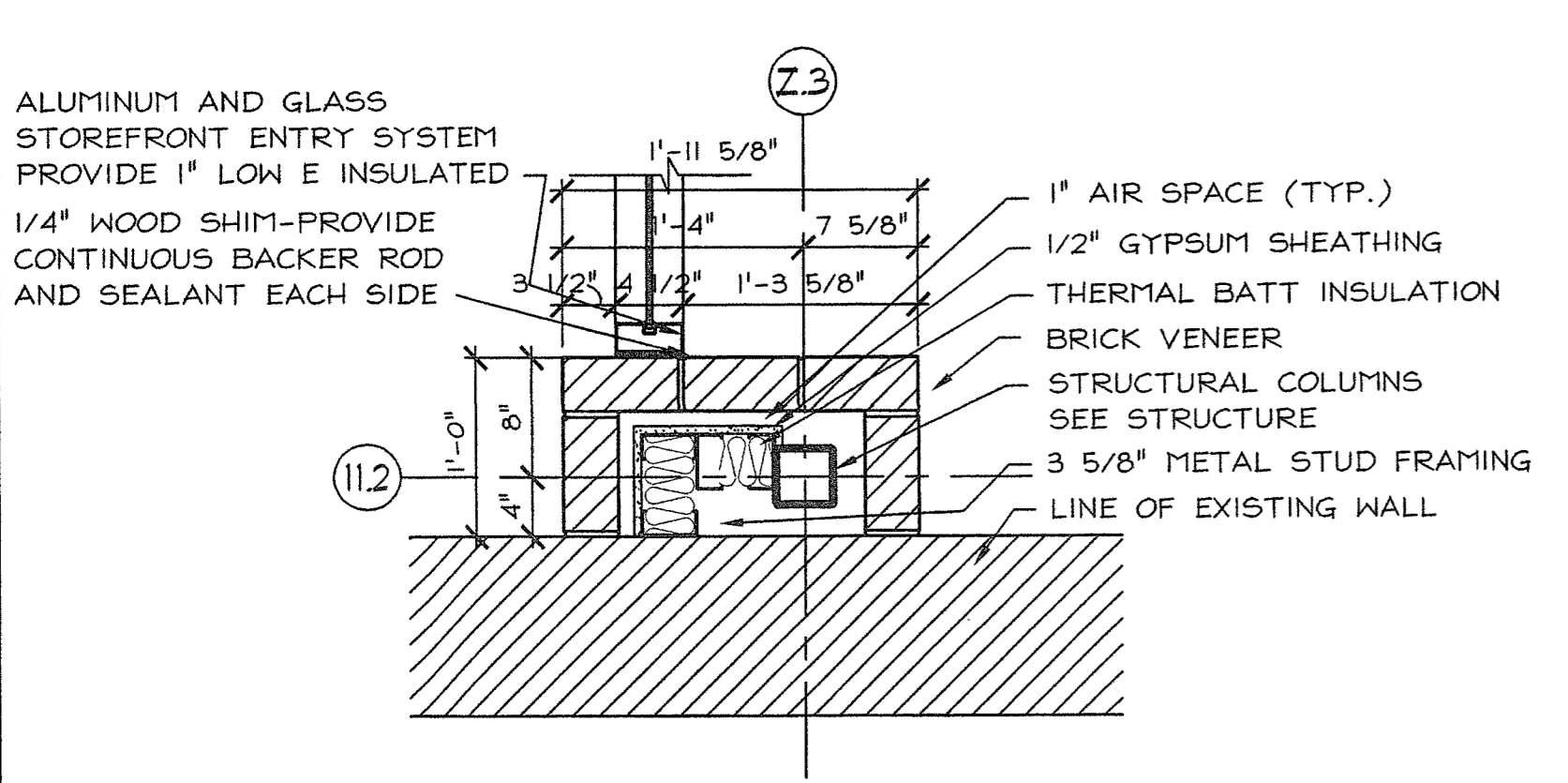
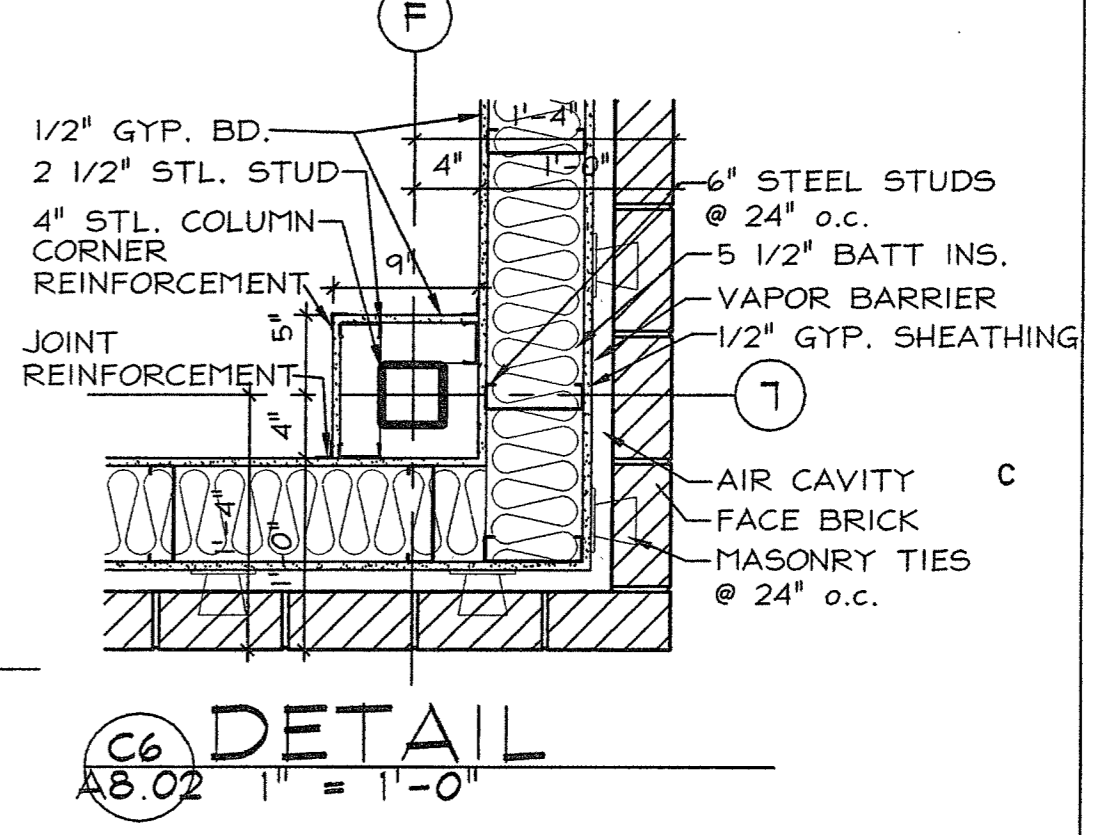
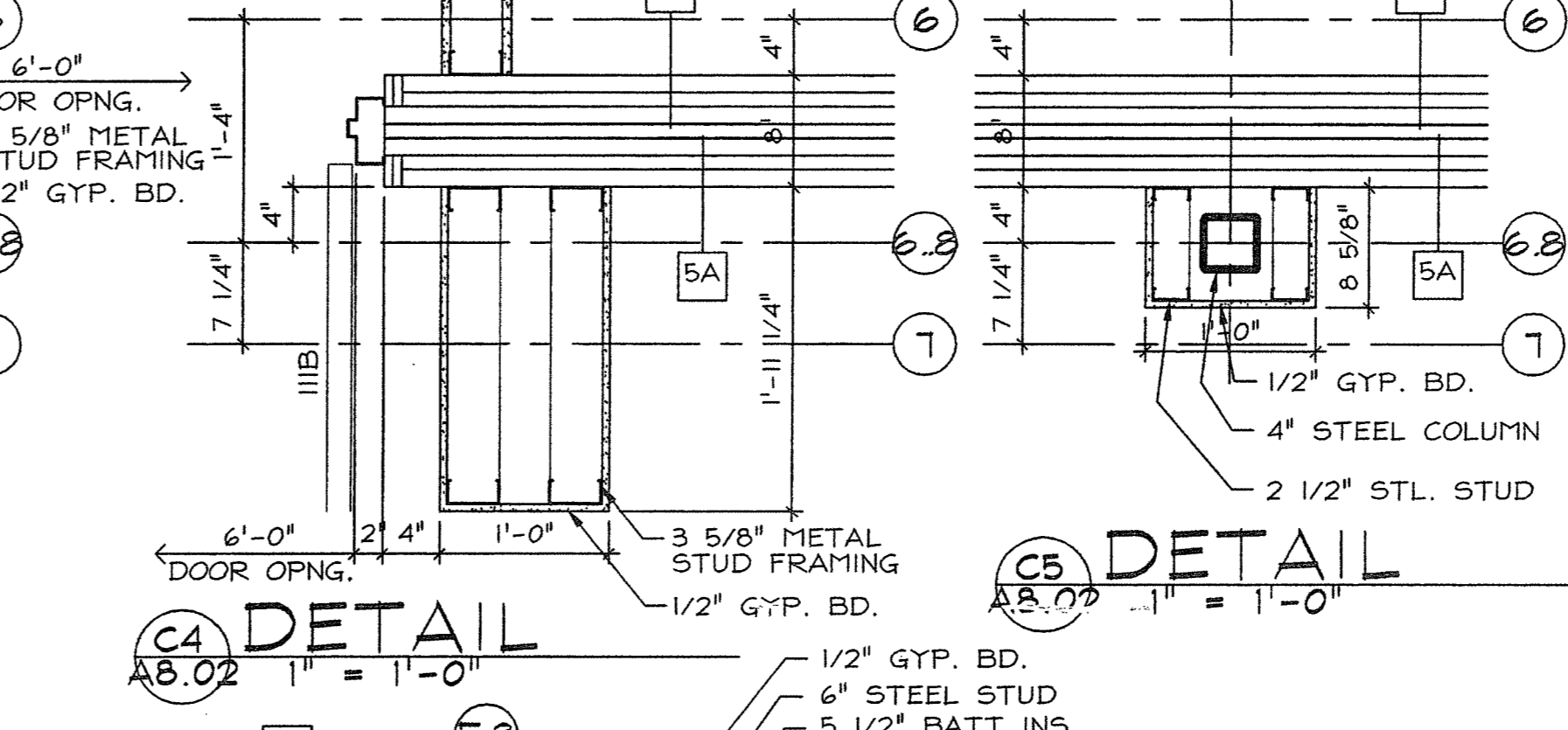
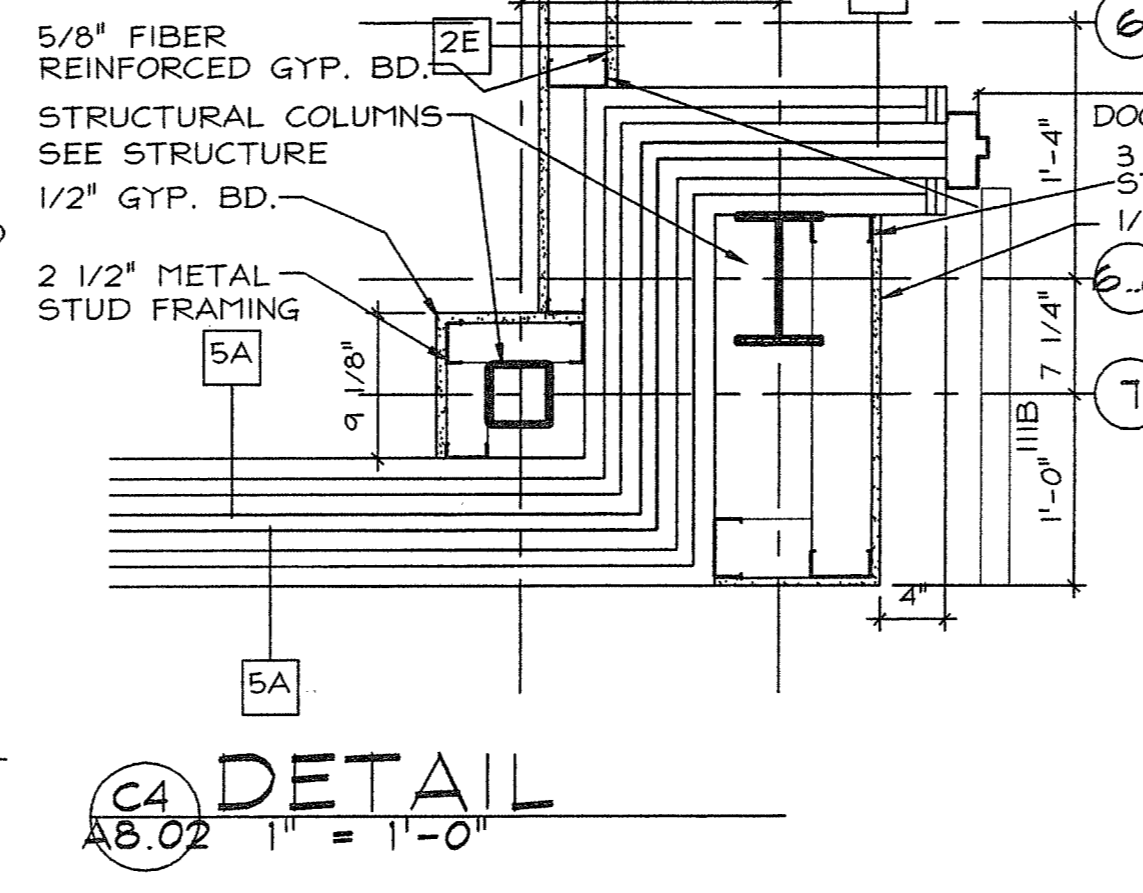
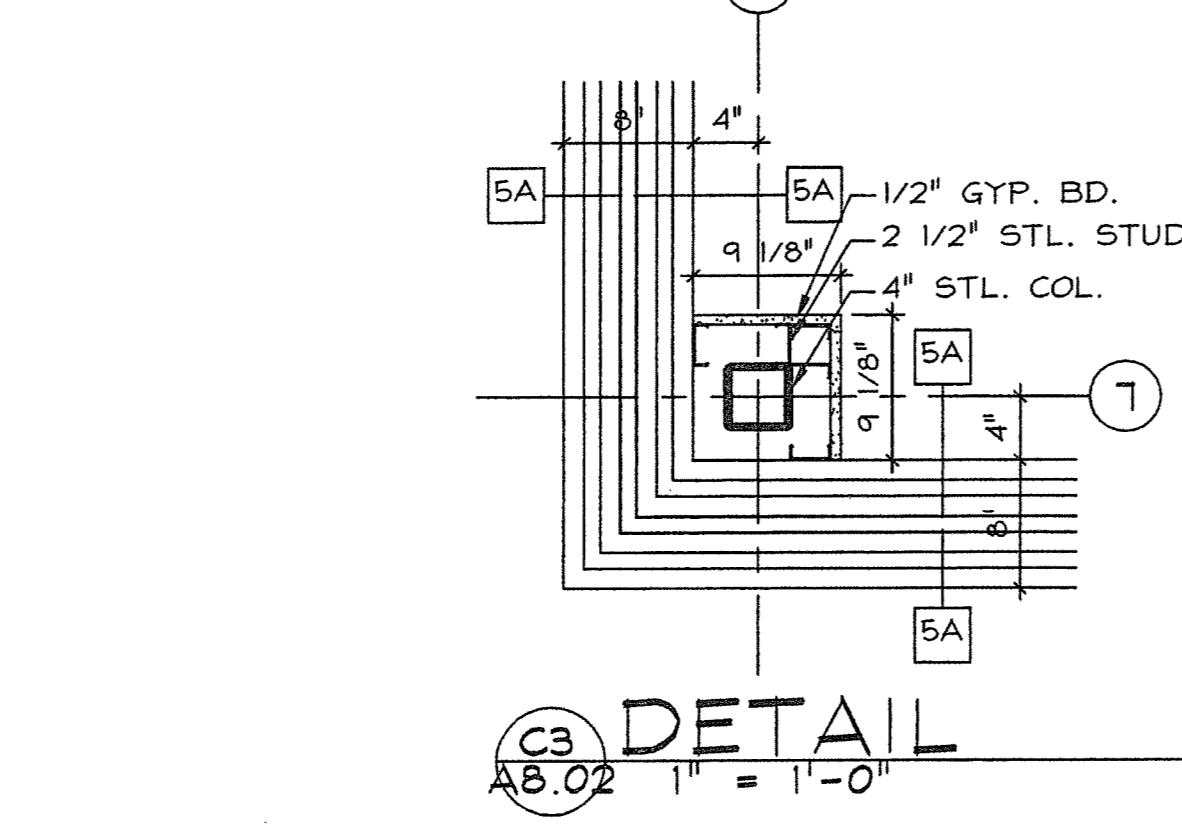
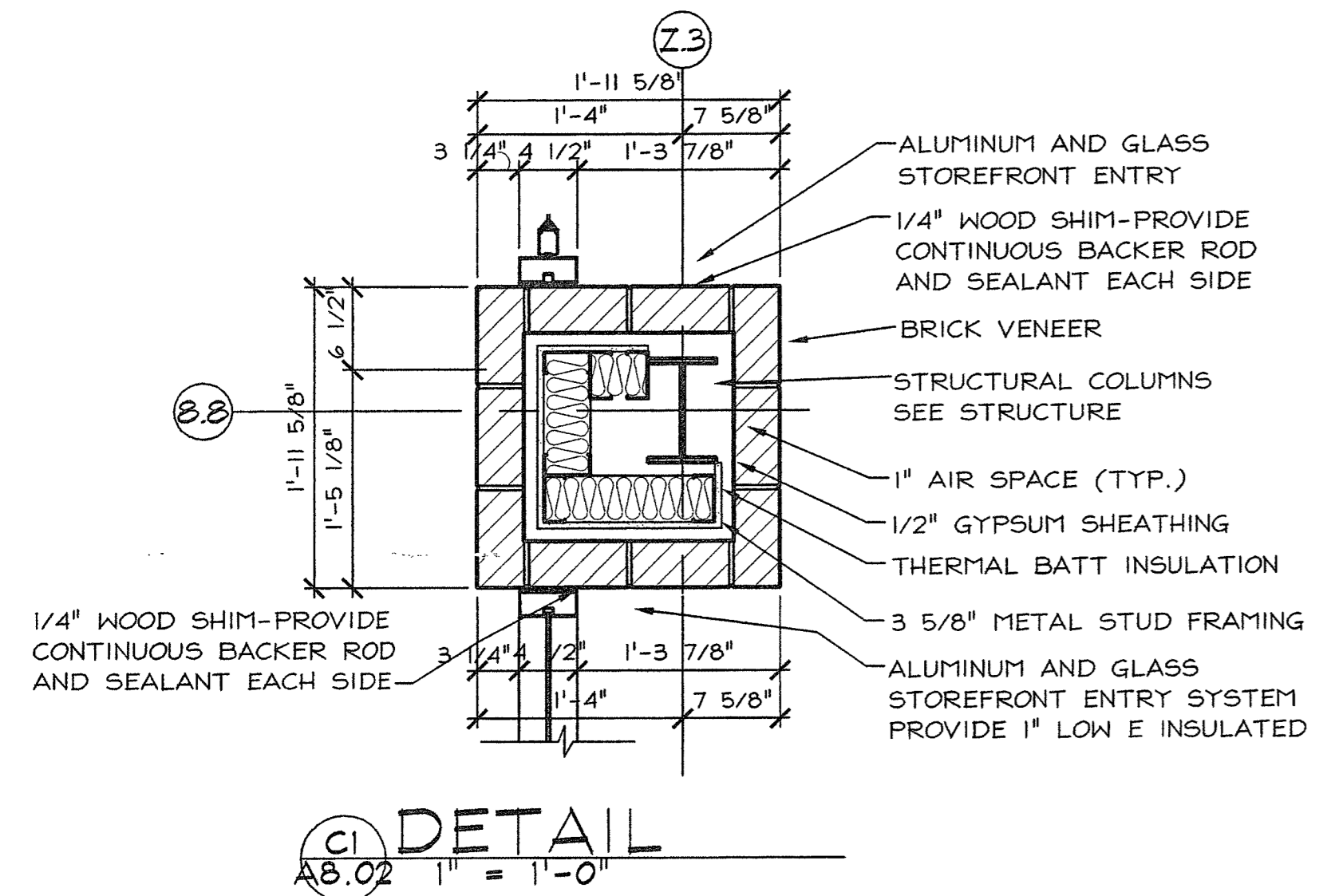
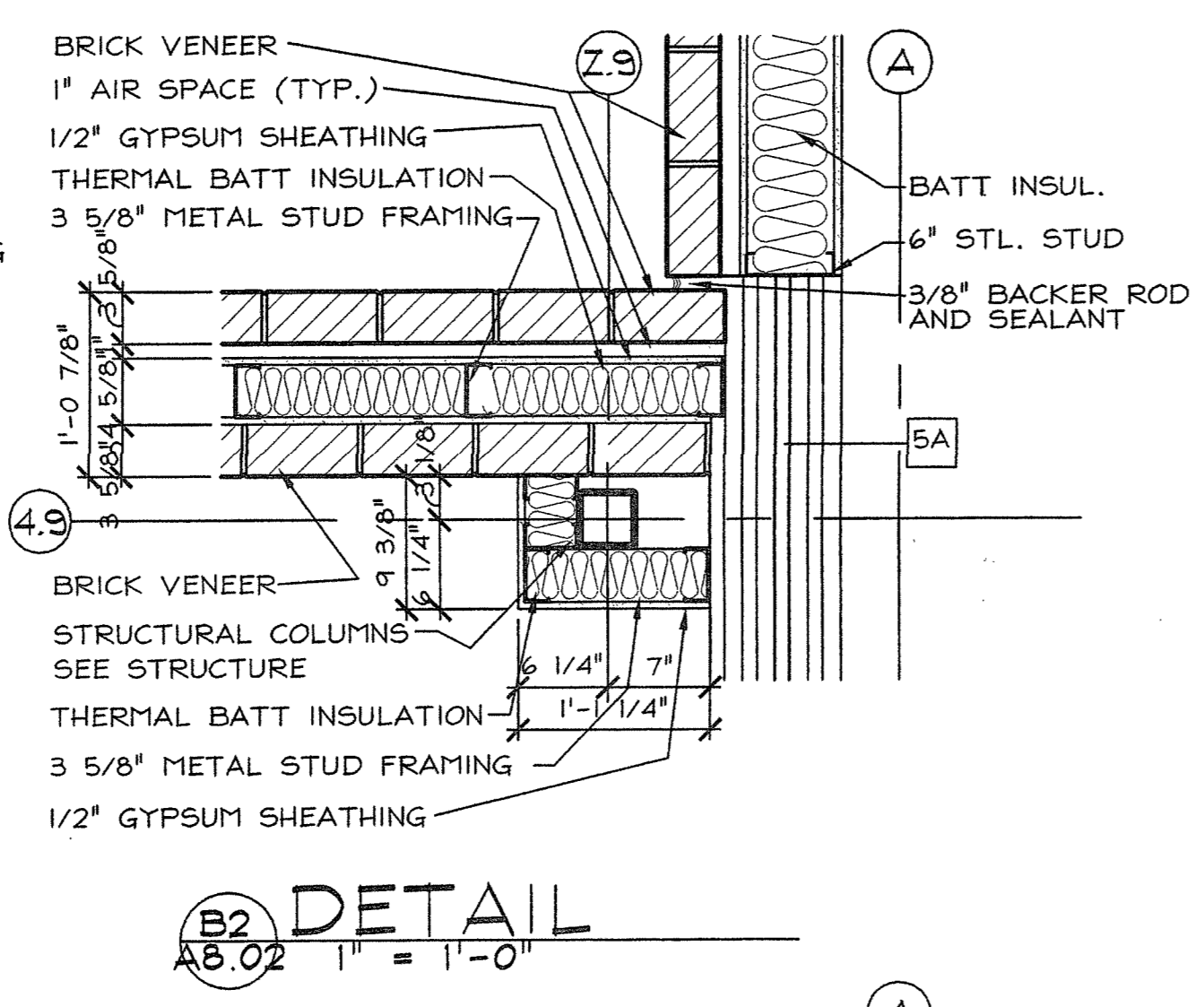
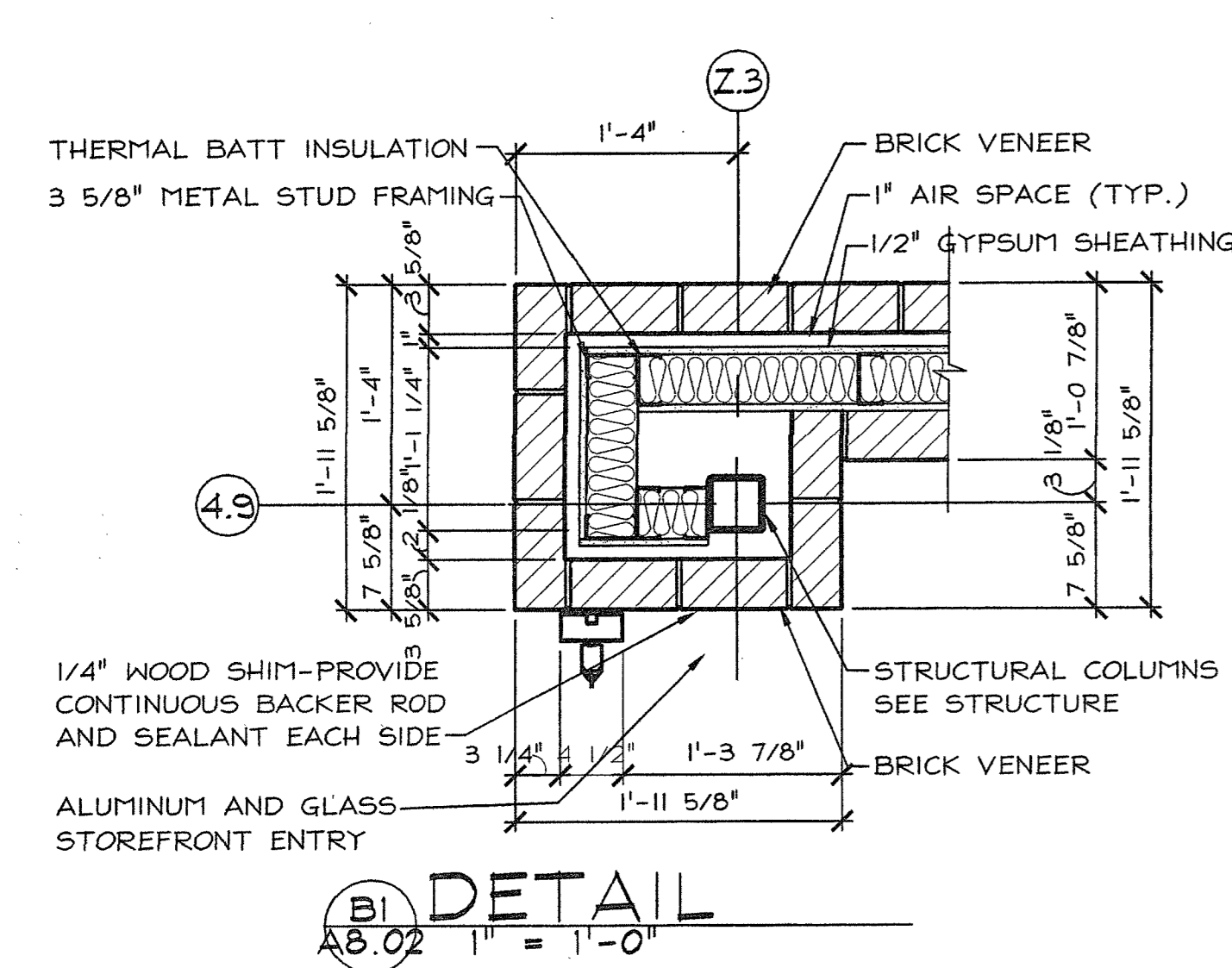
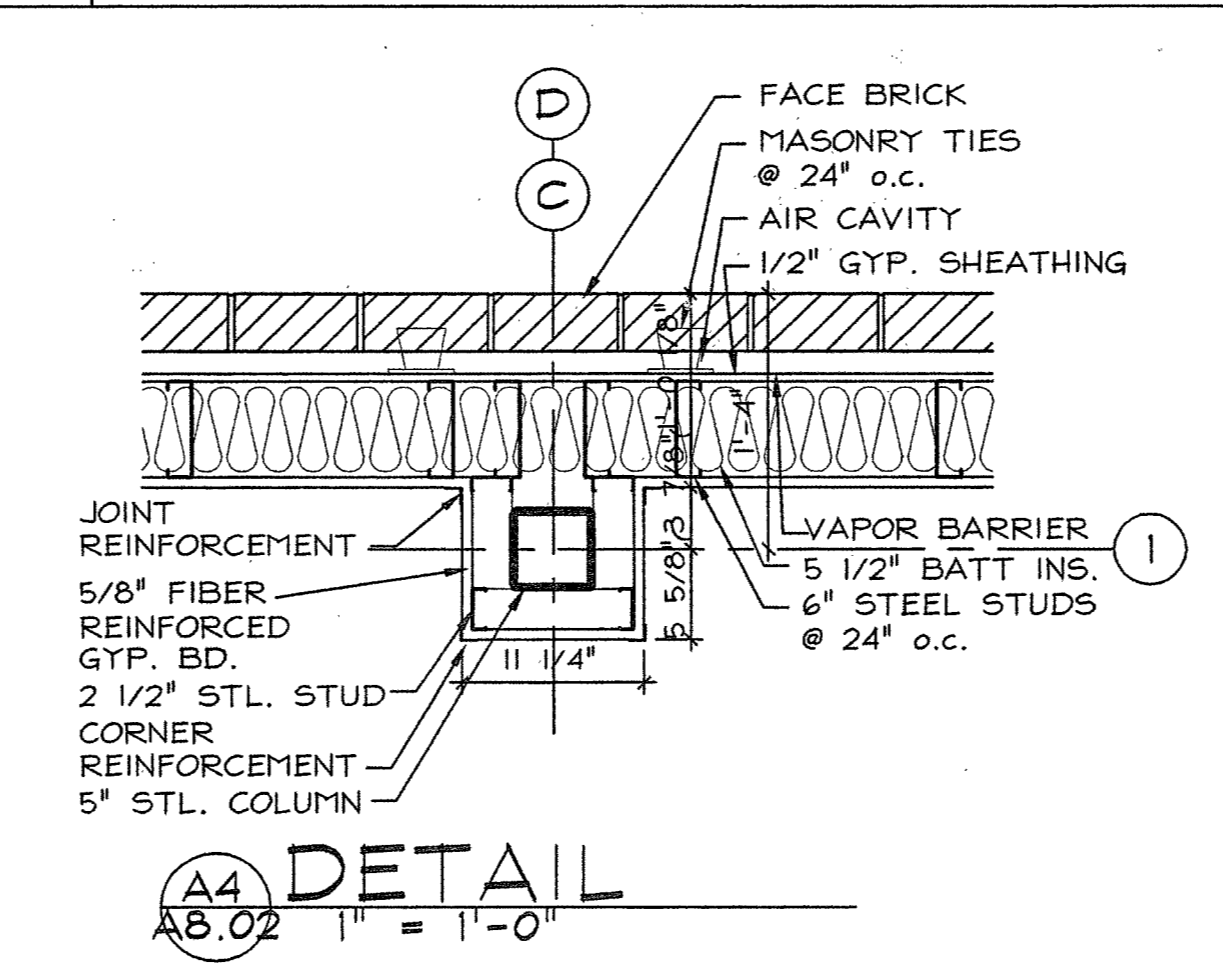
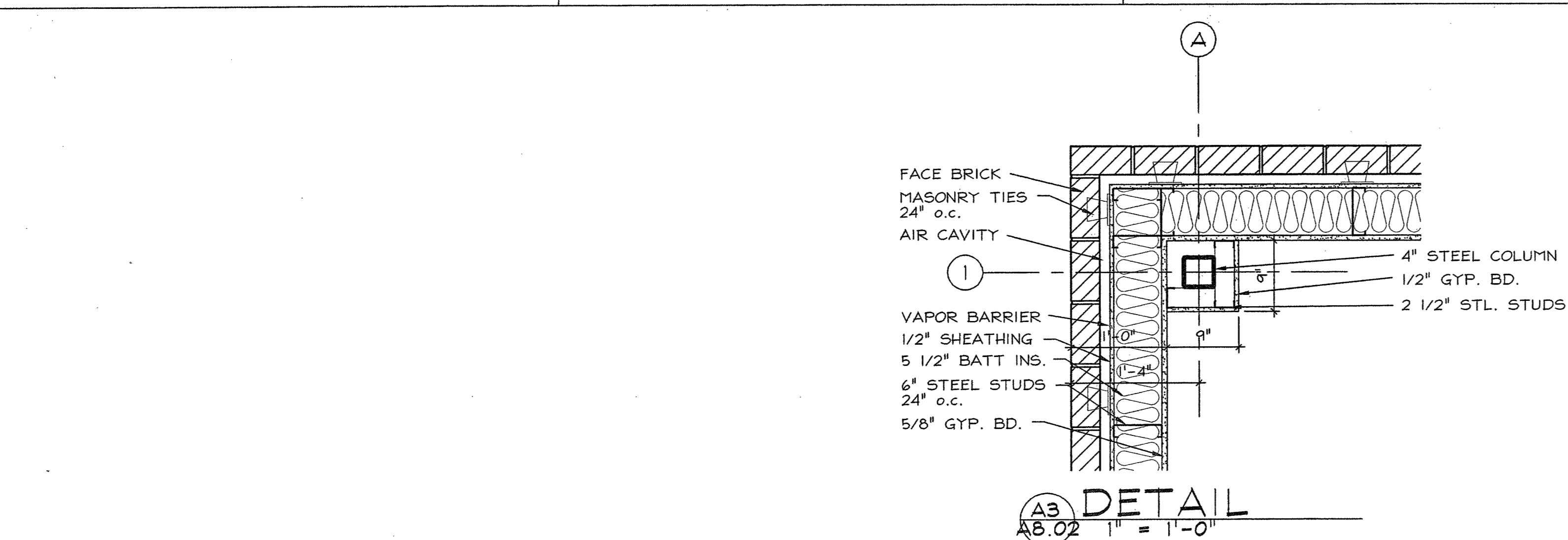
2515 SOUTH MCKNIGHT ROAD
ST. LOUIS, MO 63124

THE SEAL AND SIGNATURES APPLY ONLY TO THE DOCUMENT TO WHICH THEY ARE AFFIXED, AND WE EXPRESSLY DISCLAIM ANY RESPONSIBILITY FOR ALL OTHER PLANS, SPECIFICATIONS, ESTIMATES, REPORTS OR OTHER DOCUMENTS OR INSTRUMENTS RELATING TO THE PROJECT.

COPYRIGHT 2002 FLETCHER ARCHITECTS, INC.

NO.	DATE	REVISIONS
000001		ADDENDUM #0

PROJECT NO. 01403 SHEET NO. A8.01
DRAWN BY: SER
CHECKED BY: MEF
DATE: NOVEMBER 1, 2002
CONSTRUCTION/BID DRAWINGS



Fletcher:: Architects, Inc.
ARCHITECTURE • PLANNING • INTERIORS
1916 NORTH SIGNAL HILLS DRIVE
KIRKWOOD, MO. 63122
TEL. (314) 965-6333
FAX. (314) 963-9977
info@fletcher-architects.com

CONSULTANTS
CIVIL ENGINEER:
FRONTENAC ENGR. GROUP, INC.
18 SLUNNEN DR.
ST. LOUIS, MO. 63148
PHONE (614) 644-2200
FAX (614) 644-0846

STRUCT. ENGINEER:
ABS CONSULTING
1848 LACKLAND HILLS PARKWAY
ST. LOUIS, MO. 63148
PHONE (614) 644-7007
FAX (614) 644-0722

M.E.P. ENGINEER:
SSC ENGINEERS
860 SPIRIT OF ST. LOUIS BLVD.
CHERTENFIELD, MO. 63008
PHONE (636) 630-7770
FAX (636) 630-7877

HARDWARE CONSULTANT
6710
6666 PIERRE CT.
ST. LOUIS, MO. 63128
PHONE (614) 487-7779
FAX (614) 846-2945

KITCHEN CONSULTANTS
THE GEORGE GROUP
3801 WATSON ROAD
ST. LOUIS, MO. 63138
PHONE (614) 646-2667
FAX (614) 846-9508

LANDSCAPE ARCHITECT
AUSTIN TAO AND ASSOC.
2311 LOCUST, 2ND FLOOR
ST. LOUIS, MO. 63103
PHONE (614) 480-5889
FAX (614) 438-0130

INTERIOR DESIGN
OTDOLLE DESIGN ASSOC.
154 WEST JEFFERSON
KIRKWOOD, MO. 63122
PHONE (614) 900-1606
FAX (614) 900-1606

PROJECT:
ADDITION AND RENOVATIONS TO
McKnight Road
Church of Christ
2515 SOUTH MCKNIGHT ROAD
ST. LOUIS, MO 63124

THE SEAL AND SIGNATURES APPLY ONLY TO THE DOCUMENT TO WHICH THEY ARE AFFIXED, AND DO NOT CONSTITUTE AN ENDORSEMENT OF ANY OTHER PLANS, SPECIFICATIONS, ESTIMATES, REPORTS OR OTHER DOCUMENTS OR INSTRUMENTS RELATING TO OR INTRODUCED TO BE USED FOR ANY PART OR PARTS OF THE PROJECT.

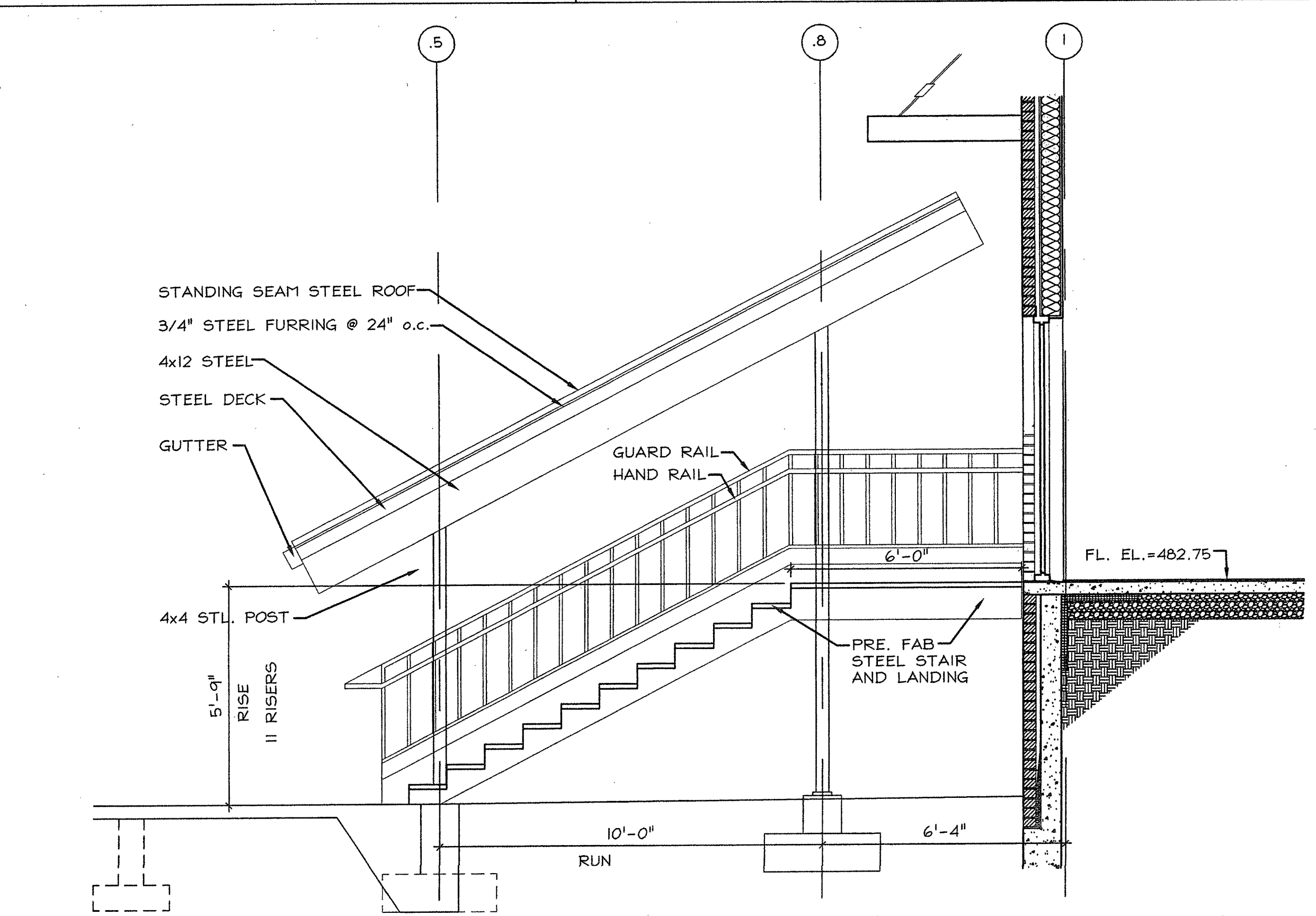
NO. DATE REVISIONS

000001		ACCORDING #
--------	--	-------------

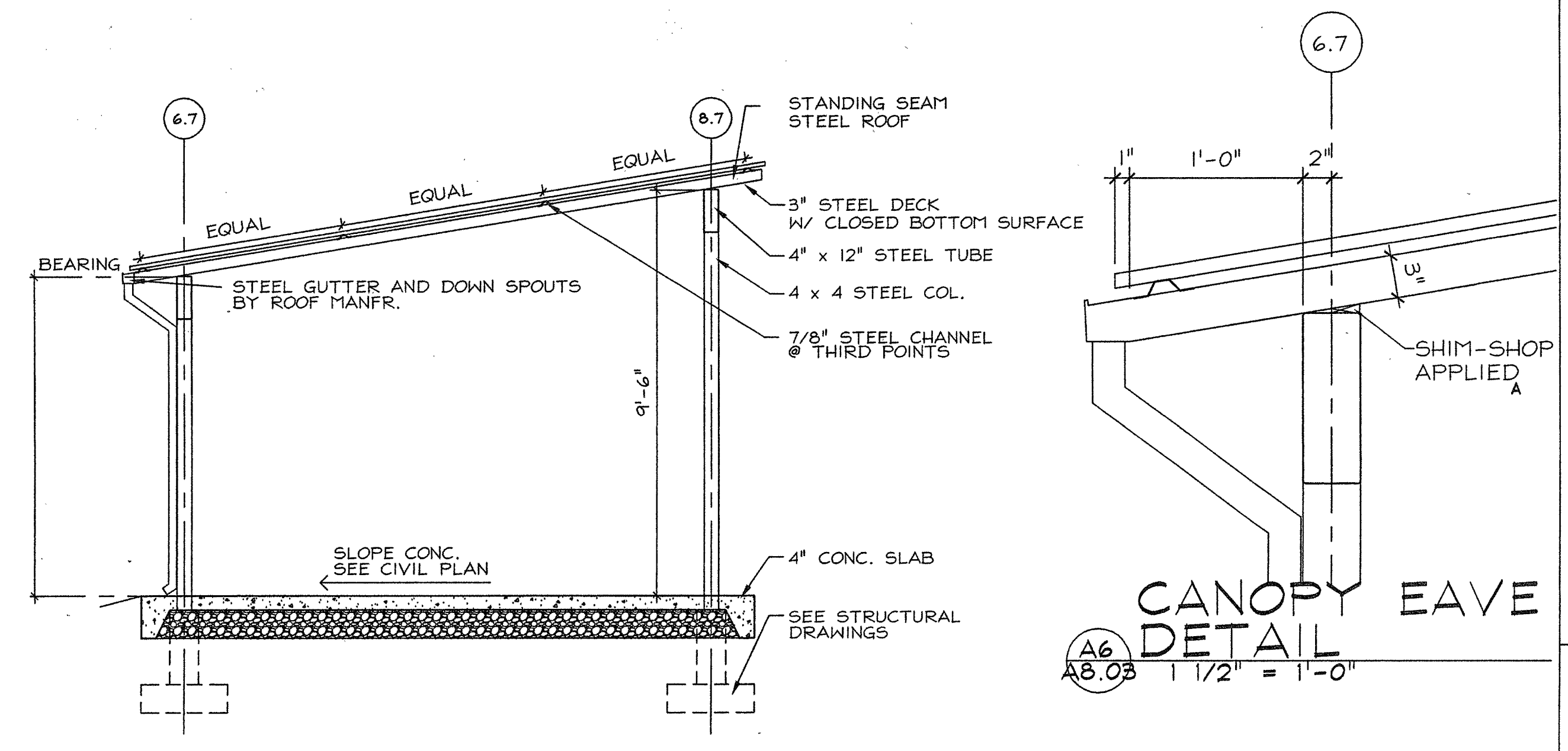
PROJECT NO. SHEET NO.
01402
DRAWN BY: SER
CHECKED BY: HEF
DATE: NOVEMBER 1, 2002

A8.02

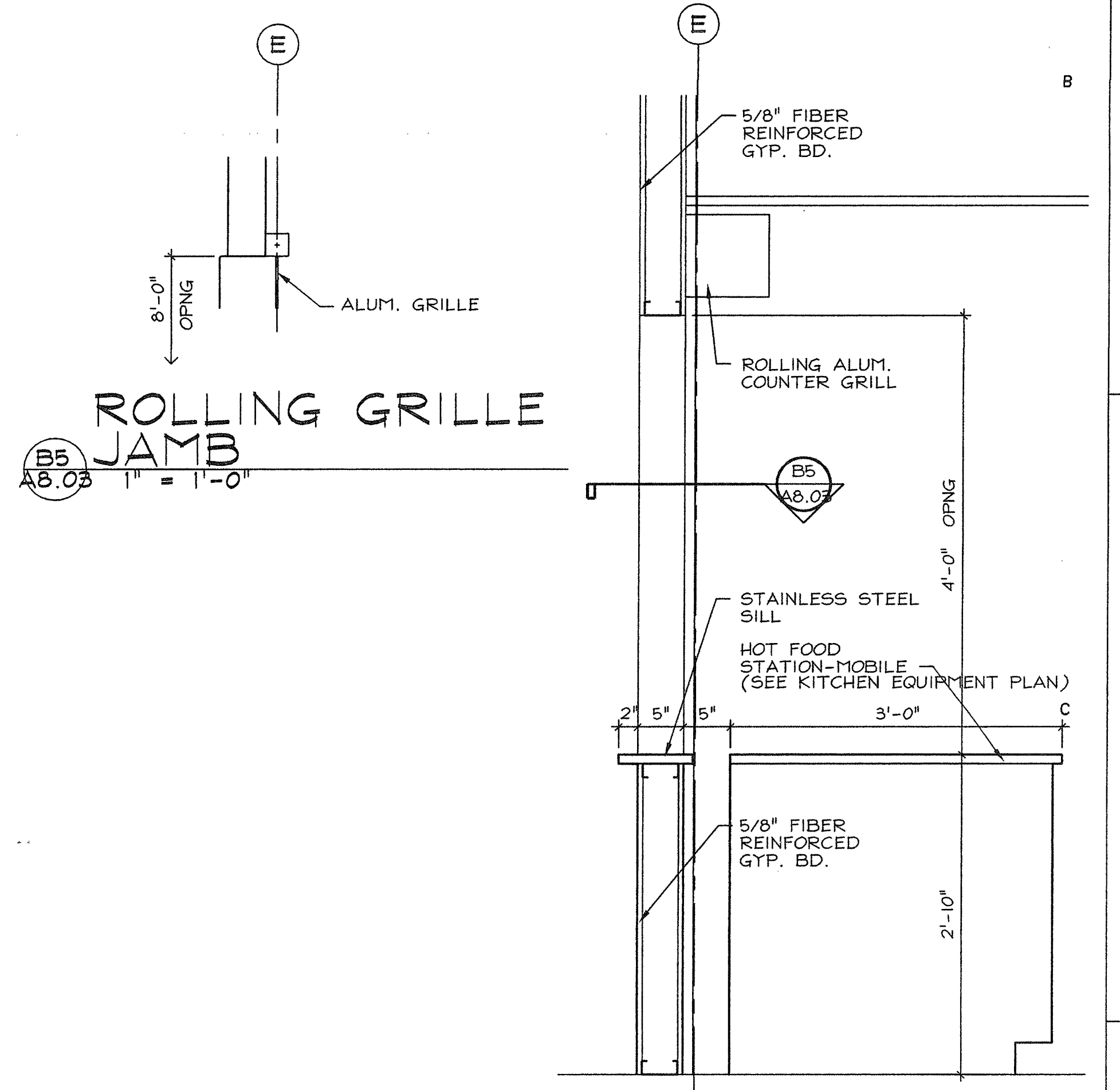
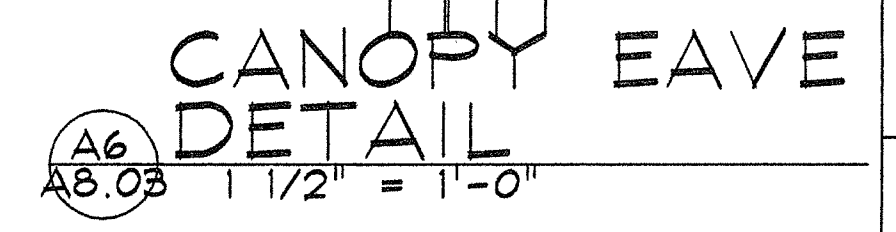
CONSTRUCTION/BID DRAWINGS




SECTION THRU STAIRS ON WEST SIDE
 A1
 A8.03 3/8" = 1'-0"



CANOPY SECTION
 A5
 A8.03 3/8" = 1'-0"



ROLLING COUNTER GRILLE SECTION
 B6
 A8.03 1" = 1'-0"



Fletcher Architects, Inc.

ARCHITECTURE • PLANNING • INTERIORS
 1506 NORTH SIGNAL HILLS DRIVE
 KIRKWOOD, MO 63122
 TEL (314) 965-6333
 FAX (314) 965-8997
 info@fletcher-architects.com

CONSULTANTS

CIVIL ENGINEER:
 FRONTENAC ENGR. GROUP, INC.
 15 SUNSHINE DR.
 ST. LOUIS, MO 63148
 PHONE (314) 644-2200
 FAX (314) 644-0544

STRUCT. ENGINEER:
 ABB CONSULTING
 1548 LACLANE HILLS PARKWAY
 ST. LOUIS, MO 63148
 PHONE (314) 984-7007
 FAX (314) 984-0722

M.E.P. ENGINEER:
 SSC ENGINEERING
 652 SPIRIT OF ST. LOUIS BLVD.
 CHESTERFIELD, MO 63006
 PHONE (636) 530-7770
 FAX (636) 530-7877

HARDWARE CONSULTANT
 8710
 6566 PIERRE CT.
 ST. LOUIS, MO 63128
 PHONE (314) 487-7778
 FAX (314) 842-2242

KITCHEN CONSULTANTS
 THE GESSER GROUP
 3601 WATSON ROAD
 ST. LOUIS, MO 63109
 PHONE (314) 648-9997
 FAX (314) 648-3208

LANDSCAPE ARCHITECT
 AUSTIN TAYLOR AND ASSOC.
 2101 LOCUST, 2ND. FLOOR
 ST. LOUIS, MO 63108
 PHONE (314) 438-9998
 FAX (314) 438-9950

INTERIOR DESIGN
 OTIS/LE DESIGN ASSOC.
 124 WEST JEFFERSON
 KIRKWOOD, MO 63122
 PHONE (314) 808-9006
 FAX (314) 808-9006

PROJECT:
 ADDITION AND RENOVATIONS TO
McKnight Road
 Church of Christ
 2515 SOUTH MCKNIGHT ROAD
 ST. LOUIS, MO 63124

THE SEAL AND SIGNATURES APPLY ONLY TO THE DOCUMENT TO WHICH THEY ARE AFFIXED, AND THE ENGINEER ASSUMES NO RESPONSIBILITY FOR ANY OTHER PLANS, SPECIFICATIONS, ESTIMATES, REPORTS, OR OTHER DOCUMENTS OR INSTRUMENTS RELATED TO OR INTENDED TO BE USED FOR ANY PART OR PARTS OF THE PROJECT.

COPYRIGHT 2002 FLETCHER ARCHITECTS, INC.

NO.	DATE	REVISIONS
000001		ADDENDUM #0

PROJECT NO. 01403
 SHEET NO. **A8.03**
 DRAWN BY: SER
 CHECKED BY: MEF
 DATE: NOVEMBER 1, 2002

CONSTRUCTION/BID DRAWINGS

Revised: 5/2/02
Revised: 10/24/02

ROOM FINISH SCHEDULE										
RM. NO.	ROOM NAME	FLR.	BASE	WALLS				CLG.	CLG. HT.	REMARKS
				N	E	S	W			
100	LOBBY	CP-1,3,4	VB-1	P-2	P-2	GL	BR	ACT-1	--	1, 3, 8
101	YOUTH ACTIVITY CENTER	CP-2	VB-1	P-1	P-1	P-2	P-1	OPEN	--	9
101A	STORAGE	CP-2	VB-1	P-1	P-1	P-1	P-1	OPEN	--	--
102	CLASSROOM	CP-2	VB-1	P-1	P-1	P-2	P-1	ACT-1	--	--
103	STORAGE	CP-2	VB-1	P-1	P-1	P-1	P-1	ACT-1	--	--
104	CLASS ROOM	CP-2	VB-1	P-1	P-1	P-2	P-1	ACT-1	--	--
105	STORAGE	CP-2	VB-1	P-1	P-1	P-1	P-1	ACT-1	--	--
105A	STORAGE	CP-2	VB-1	P-1	P-1	P-1	P-1	ACT-1	--	--
106	TODDLER	VT-1/CP-2	VB-1	P-1	P-1	P-1	P-1	ACT-1	--	3
107	TOILET	CT-1	CT-1	P-2	P-2	P-2	P-2	ACT-1	--	--
108	INFANT	VT-1/CP-2	VB-1	P-1	P-1	P-1	P-1	ACT-1	--	3
109	STORAGE	CP-2	VB-1	P-1	P-1	P-1	P-1	ACT-1	--	--
110	STORAGE	CP-2	VB-1	P-1	P-1	P-1	P-1	ACT-1	--	--
111	FELLOWSHIP HALL	VT-1,2	VB-1	P-2	P-2	P-2	P-2	OPEN	--	9, 11
112	STORAGE	VT-1	VB-1	P-1	P-1	P-1	P-1	DW	--	--
113	STORAGE	VT-1	VB-1	P-1	P-1	P-1	P-1	DW	--	--
114	STORAGE	VT-1	VB-1	P-1	P-1	P-1	P-1	DW	--	--
115	STORAGE	VT-1	VB-1	P-1	P-1	P-1	P-1	DW	--	--
116	FELLOWSHIP COMMONS	CP-1,3,4	VB-1	P-2	P-2,3	--	P-2,3	ACT-1	--	1, 2, 3, 4, 8
117	TOILET	CT-1	CT-1	P-5/MR	P-5	P-5	P-5	DW/ACT-1	--	2, 5, 6
118	JANITOR	SC	VB-1	P-5	P-5	P-5	P-5	DW	--	--
119	TOILET	CT-1	CT-1	P-5	P-5	P-5/MR	P-5	DW/ACT-1	--	2, 5, 6
120	LIBRARY/CONF.	CP-2	VB-1	P-2	P-2	P-2	P-2	ACT-1	--	--
121	PASSAGE	VT-1	VB-1	P-2	P-2	P-2	P-2	ACT-1	--	--
122	KITCHEN	QT-1	QT-1	P-1	P-1	P-1	P-1	ACT-1	--	--
122B	WATER HEATER CLOSET	SC	VB-1	P-1	P-1	P-1	P-1	ACT-1	--	--
123	PASSAGE	CP-2	VB-1	P-1	P-1	P-1	P-1	ACT-1	--	--
124	OFFICE	CP-2	VB-1	P-2	P-1	P-1	P-1	ACT-1	--	--
125	OFFICE	CP-2	VB-1	P-2	P-1	P-1	P-1	ACT-1	--	--
126	STORAGE	VT-1	VB-1	P-1	P-1	P-1	P-1	DW	--	--
127	STORAGE	VT-1	VB-1	P-1	P-1	P-1	P-1	DW	--	--
128	DRY STORAGE	VT-1	VB-1	P-1	P-1	P-1	P-1	ACT-1	--	--
129	COMM.	CP-2	VB-1	P-1	P-1	P-1	P-1	DW	--	--
130	OFFICE	CP-2	VB-1	P-2	P-1	P-1	P-1	ACT-1	--	--
131	OFFICE	CP-2	VB-1	P-2	P-1	P-1	P-1	ACT-1	--	--
132	EDM WORK RM. TREAS	CP-2	VB-1	P-1	P-3	P-2	P-1	ACT-1	--	--
133	ELDERS/PR RM	CP-2	VB-1	P-2	P-2	P-2	P-2	ACT-1	--	--
134	SECT./RECEPT	CP-2	VB-1	P-1	P-1	P-3	P-1	ACT-1	--	--

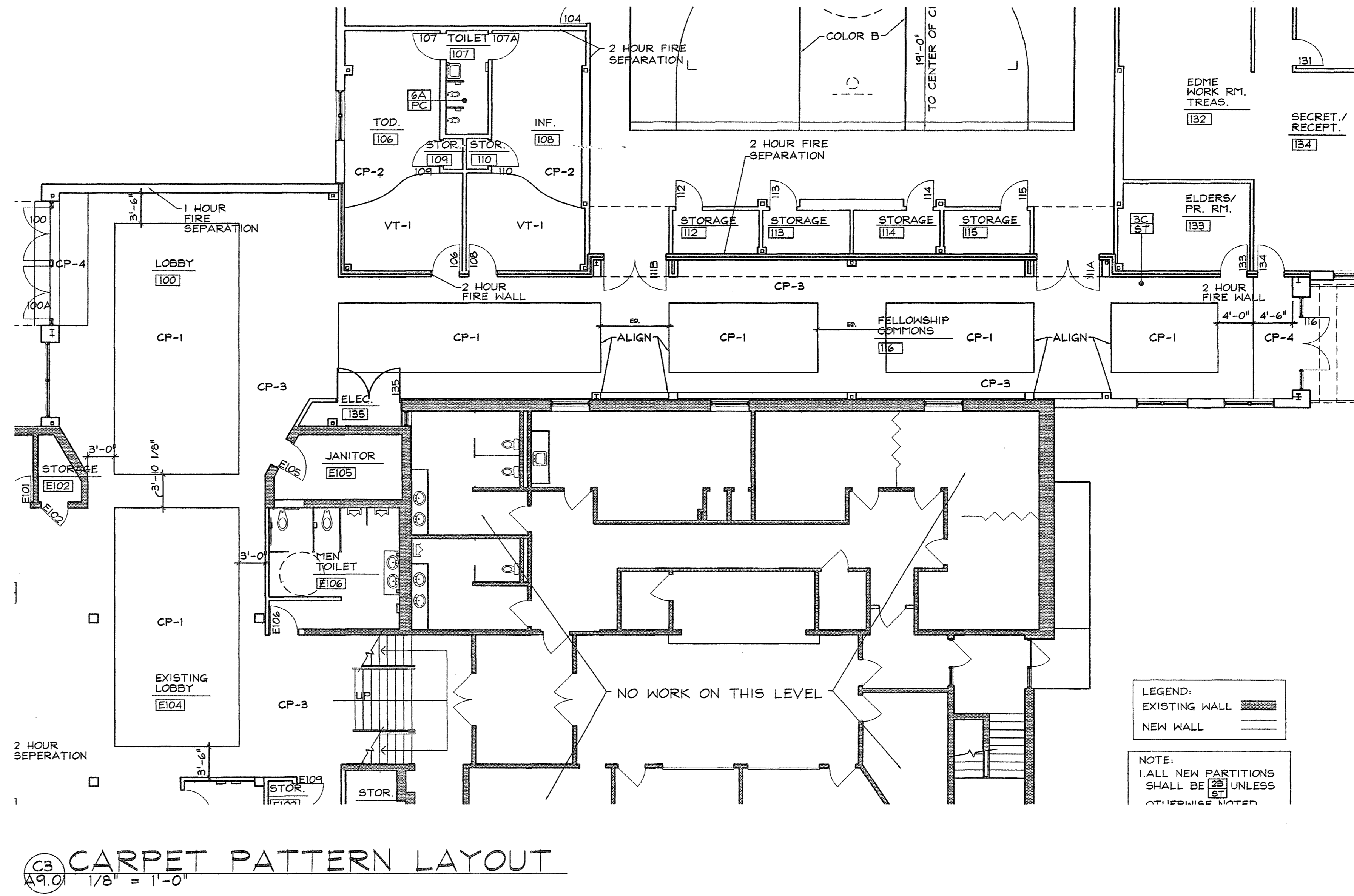
NOTES:

1. PROVIDE SCHLUETER TRANSITION STRIP (TR-1) BETWEEN MAIN CARPET AND WALK OF CARPET
2. CERAMIC TILE BASE TO BE STANDARD 12" x 12" TILE CUT IN HALF AND CAPPED OFF WITH STAINLESS SCHLUETER TRIM (TR-1)
3. SEE FLOORPLAN FOR CARPET INSET DETAILS AND DIMENSIONS
4. P-3 TO BE LOCATED IN RECESSED NICHS ONLY. COLUMNS AND WALLS ADJACENT TO BE P-2.
5. VANITY TO BE CULTURED MARBLE WITH UNDERMOUNT PORCELAIN BOWLS.
6. MIRROR TO EXTEND FULL WIDTH OF VANITY AND 45" HIGH - FRAMELESS.
7. TILE ON WET WALL TO BE INSTALLED ON 45 DEGREE ANGLE - FLOOR TO CEILING. FLOOR TILE TO BE INSTALLED ON 45 DEGREE ANGLE.
8. CP-4 TO BE INSTALLED AT ENTRANCE ONLY. SEE PLAN FOR LOCATION.
9. CEILING TO BE PAINTED DF-1
10. CEILING TILE TO BE INSTALLED ON 45 DEGREE ANGLE TO MATCH FLOOR
11. VT-1 TO BE USED AS BORDER AND LINES OF BASKETBALL COURT


FINISH LEGEND

MCKNIGHT CHURCH
FINISH LEGEND
4/5/02
Revised: 10/24/02

<p>CARPETING</p> <p>CP-1 Lobby</p> <p>MFG: Monterey PATTERN: Spoolcraft COLOR: Ohio Star NO: 7506-296 OZ: 42 oz FIBER: DuPont Antron Legacy REP: Lynn Ludwig 314-644-4551</p> <p>CP-2 General</p> <p>MFG: Monterey PATTERN: Park Avenue COLOR: Le Cirque NO: 6028-3296 OZ: 34 oz FIBER: DuPont Antron Legacy REP: Lynn Ludwig 314-644-4551</p> <p>CP-3 Border</p> <p>MFG: Monterey PATTERN: Alpaca COLOR: Battleship NO: 1050-339 OZ: 40 oz FIBER: DuPont Antron Legacy BACKING: Lynn Ludwig REP: 314-644-4551</p> <p>CP-4 Walk-Off</p> <p>MFG: Lees PATTERN: First Step COLOR: Stepping Stone NO: 324 OZ: 38 oz WIDTH: 6" BACKING: Integrated cushion thermo-bond Kevin O'Brien 1-800-523-5647</p> <p>CERAMIC TILE</p> <p>CT-1</p> <p>MFG: Crossville PATTERN: Siena Series COLOR: Villa Stone NO: V520 SIZE: 12 x 12 NOTE: For base, cut tile to 4" x 12" and top with Schluefter trim (TR-1) Floor and wall tile to be installed on a 45 degree angle</p>	<p>VINYL TILE</p> <p>VT-1</p> <p>MFG: Mannington PATTERN: Brushwork COLOR: Florentine NO: 713 SIZE: 12 x 12</p> <p>VT-2</p> <p>MFG: Mannington PATTERN: Brushwork COLOR: Gesso White NO: 711 SIZE: 12 x 12</p> <p>VINYL BASE</p> <p>VB-1</p> <p>MFG: Johnsonite COLOR: Burnt Umber NO: 63 SIZE: 4" PROFILE: Cove</p> <p>QUARRY TILE</p> <p>QT-1</p> <p>MFG: American Olean PATTERN: Quarry Naturals COLOR: Shadow Gray NO: 146 SIZE: 8 x 8 NOTE: Abrasive Grit Option Provide sample of tile with and without abrasive grit prior to ordering</p> <p>GROUT</p> <p>GR-1 For CT-1 and QT-1</p> <p>MFG: TEC COLOR: Light Pewter NO: 927 SIZE: 1/8" - 1/4"</p> <p>TRANSITION STRIPS</p> <p>TR-1</p> <p>MFG: Schluefter SERIES: Schiene-AE SIZE: AE100 - 3/8" NOTE: Satin anodized aluminum Use as transition between carpet and tile as well as cap for tile base</p> <p>WOOD DOORS & TRIM</p> <p>WD-1</p> <p>SPECIES: Red Oak FINISH: Match to existing STAIN:</p>	<p>PAINT</p> <p>P-1 General</p> <p>MFG: Sherwin Williams QUALITY: Eggshell NO: SW102 COLOR: Chenille White</p> <p>P-2 Accent</p> <p>MFG: ICI QUALITY: Eggshell NO: 694 COLOR: Dry Goods</p> <p>P-3 Accent</p> <p>MFG: ICI QUALITY: Eggshell NO: 579 COLOR: Burrwood</p> <p>P-4 Ceiling</p> <p>MFG: Sherwin Williams QUALITY: Eggshell NO: SW102 COLOR: Chenille White</p> <p>P-5 Epoxy</p> <p>MFG: ICI QUALITY: Epoxy NO: 694 COLOR: Dry Goods</p> <p>DF-1</p> <p>MFG: Sherwin Williams QUALITY: Lotex Enamel NO: 1014 COLOR: Hematite</p> <p>MULTI-COLOR PAINT DELETED</p> <p>WALLCOVERING DELETED</p> <p>FABRIC WRAPPED PANELS DELETED</p>	<p>ACOUSTICAL TILE</p> <p>ACT-1</p> <p>MFG: Armstrong PATTERN: Cortego NO: 770 SIZE: Square Lay-In 24 x 24 x 5/8 COLOR: White GRID: 15/16</p> <p>ACT-2</p> <p>MFG: Armstrong PATTERN: Cortego NO: 704 EDGE: Angled Tegular SIZE: 24 x 24 x 5/8 COLOR: White GRID: 15/16 NOTE: Install on 45 degree angle</p> <p>PLASTIC LAMINATE (IF NECESSARY)</p> <p>PL-1</p> <p>MFG: Flonite COLOR: Slate Crepe NO: AG351 FINISH: Suede</p> <p>CULTURED MARBLE</p> <p>DF-1</p> <p>MFG: Sherwin Williams QUALITY: Lotex Enamel NO: 1014 COLOR: Hematite</p> <p>GENERAL DOOR HARDWARE FINISH: Brushed Chrome</p> <p>OUTLET COVERS/SWITCHES/RECEPTACLES/DATA AND PHONE RECEPTACLES COLOR: White</p> <p>ALTERNATE #2</p> <p>ACOUSTICAL TILE (ALTERNATE FOR ACT-1)</p> <p>ACT-3</p> <p>MFG: Armstrong PATTERN: Cortego Second Look NO: 2767 EDGE: Angled Tegular SIZE: 24 x 48 x 5/8 (looks like 24 x 24 squares) COLOR: White GRID: 15/16 NOTE: GIVE ALTERNATE PRICE TO REPLACE ACT-1 WITH ACT-3 SEE FINISH SCHEDULE FOR LOCATIONS OF ACT-3</p>
---	--	---	---



③ CARPET PATTERN LAYOUT
A 9.0 1/8" = 1'-0"



**Fletcher::
Architects, Inc.**

ARCHITECTURE ■ PLANNING ■ INTERIORS
1506 NORTH SIGNAL HILLS DRIVE
KIRKWOOD, MO. 63122
TEL. (314) 965-8333
FAX. (314) 965-8997
info@fletcher-architects.com

CONSULTANTS

CIVIL ENGINEER:
FRONTENAC ENGR. GROUP, INC.
818 SUNNYSIDE
ST. LOUIS, MO 63143
PHONE (314) 644-2200
FAX (314) 644-6546

STRUCT. ENGINEER:
ARB CONSULTING
1848 LACROIX HILLS PARKWAY
ST. LOUIS, MO 63143
PHONE (314) 646-7007
FAX (314) 646-7272

M.E.P. ENGINEER:
880 EMERSON
850 SPIRE OF ST. LOUIS BLVD.
CHESTERFIELD, MO 63005
PHONE (636) 850-7770
FAX (636) 850-7877

HARDWARE CONSULTANT

676 PERRE OTIS
ST. LOUIS, MO 63108
PHONE (314) 487-7770
FAX (314) 484-2842

KITCHEN CONSULTANTS

THE DESIGN GROUP
2801 WATSON ROAD
ST. LOUIS, MO 63108
PHONE (314) 646-2887
FAX (314) 646-8808

LANDSCAPE ARCHITECT

AUSTIN TAO, AIA AND ASSOC.
2901 LOCUST, 2ND. FLOOR
ST. LOUIS, MO 63103
PHONE (314) 439-8889
FAX (314) 439-8890

INTERIOR DESIGN

OTOOLE DESIGN ASSOC.
104 WEBB STATION
KIRKWOOD, MO 63122
PHONE (314) 969-9005
FAX (314) 969-9006

PROJECT:
ADDITION AND RENOVATIONS TO
McKnight Road
Church of Christ
2515 SOUTH MCKNIGHT ROAD
ST. LOUIS, MO 63124

THE SEAL AND SIGNATURES APPLY ONLY TO THE DOCUMENT TO WHICH THEY ARE AFFIXED, AND WE COMPLETELY DISCLAIM ANY RESPONSIBILITY FOR ALL OTHER PLANS, SPECIFICATIONS, ESTIMATES, REPORTS OR OTHER DOCUMENTS OR INSTRUMENTS RELATING TO THE PROJECT.

COPYRIGHT 2002 FLETCHER ARCHITECTS, INC.

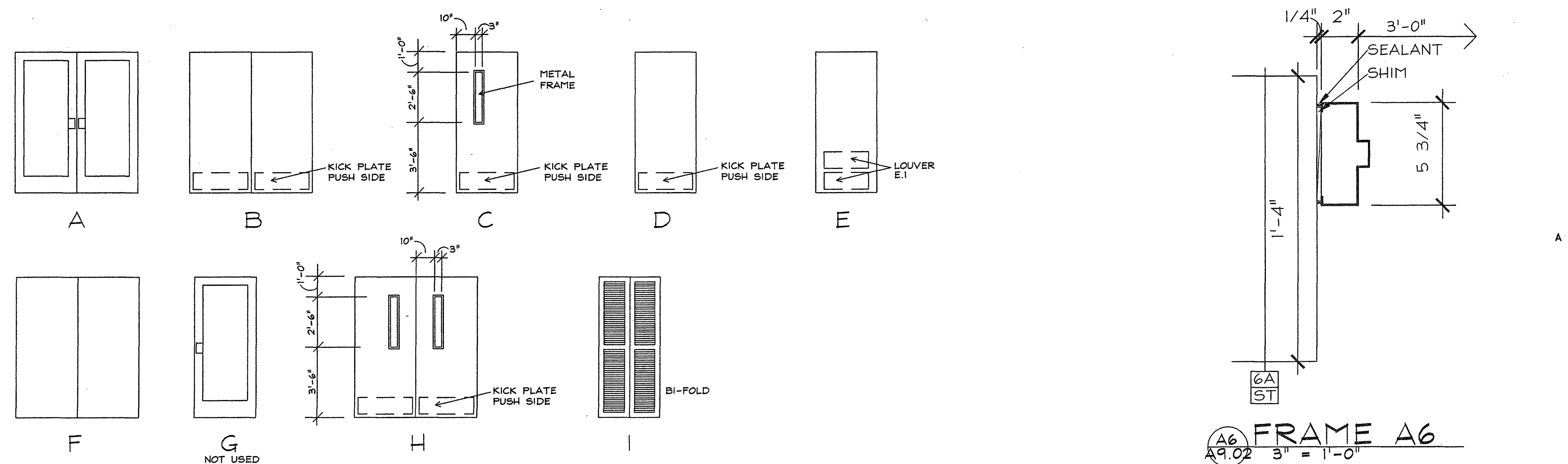
NO.	DATE	REVISIONS
02/0001		ADDENDUM #0

PROJECT NO. 01403 SHEET NO.
DRAWN BY: SER
CHECKED BY: MEF
DATE: NOVEMBER 1, 2002
A9.01

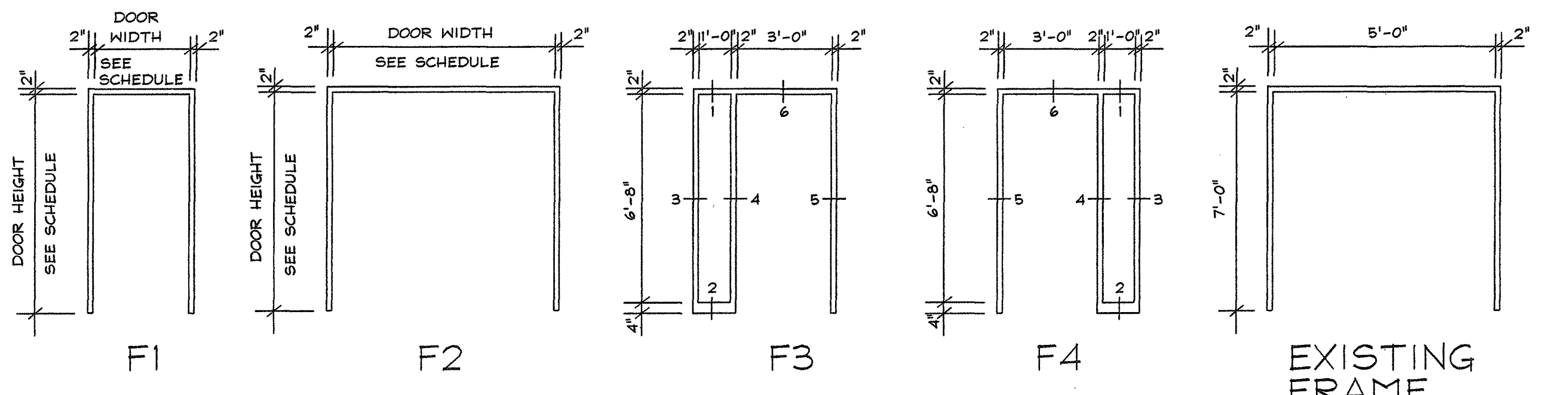
CONSTRUCTION/BID DRAWINGS

DOOR AND FRAME SCHEDULE

DOORS										FRAMES			
DOOR NO.	DOOR TYPE	MAT'L	DOOR SIZE	HND. GRP.	U.L. LABEL	GLASS TYPE	REMARKS	TYPE	MAT'L	HEAD	JAMB	SILL	REMARKS
100	A	ALUM.	3'-0" WIDE X 7'-0" HIGH (PAIR)	25	-		ALUM. ENTRANCE	F2	ALUM.	B1/A9.02			
100A	A	ALUM.	3'-0" WIDE X 7'-0" HIGH (PAIR)	25	-		ALUM. ENTRANCE	F2	ALUM.	C1/A9.02			
101	D	WD.	3'-0" WIDE X 7'-0" HIGH	15	-			F3	H.M.	C34C4/A9.02	D44D6/A9.02	D3/A9.02	
101A	D	WD.	3'-0" WIDE X 7'-0" HIGH	15	-			F4	H.M.	C34C4/A9.02	D44D6/A9.02	D3/A9.02	
101B	F	WD.	3'-0" WIDE X 7'-0" HIGH (PAIR)	22	-			F2	H.M.	C5/A9.02			
101C	F	WD.	3'-0" WIDE X 7'-0" HIGH (PAIR)	22	-			F2	H.M.	C5/A9.02			
101D	F	WD.	3'-0" WIDE X 7'-0" HIGH (PAIR)	22	-			F2	H.M.	C5/A9.02			
102	D	WD.	3'-0" WIDE X 7'-0" HIGH	15	-			F3	H.M.	C34C4/A9.02	D44D6/A9.02	D3/A9.02	
103	F	WD.	3'-0" WIDE X 7'-0" HIGH (PAIR)	21	-			F2	H.M.	C5/A9.02			
104	D	WD.	3'-0" WIDE X 7'-0" HIGH	15	-			F4	H.M.	C34C4/A9.02	D44D6/A9.02	D3/A9.02	
105	F	WD.	3'-0" WIDE X 7'-0" HIGH (PAIR)	22	-			F2	H.M.	C5/A9.02			
105A	E	WD.	3'-0" WIDE X 7'-0" HIGH	16	-			F2	H.M.	C5/A9.02			
106	C	WD.	3'-0" WIDE X 7'-0" HIGH	6	B			F1	H.M.				
107	C	WD.	3'-0" WIDE X 7'-0" HIGH	9	-			F1	H.M.				
107A	C	WD.	3'-0" WIDE X 7'-0" HIGH	9	-			F1	H.M.	C5/A9.02			
108	C	WD.	3'-0" WIDE X 7'-0" HIGH	6	B			F1	H.M.				
109	E	WD.	3'-0" WIDE X 7'-0" HIGH	17	-			F1	H.M.	C5/A9.02			
110	E	WD.	3'-0" WIDE X 7'-0" HIGH	17	-			F1	H.M.	C5/A9.02			
111	E	H.M.	3'-0" WIDE X 7'-0" HIGH	1	-			F1	H.M.				
111A	H	WD.	3'-0" WIDE X 7'-0" HIGH (PAIR)	2	B			F2	H.M.				
111B	H	WD.	3'-0" WIDE X 7'-0" HIGH (PAIR)	2	B			F2	H.M.				
112	E	WD.	3'-0" WIDE X 7'-0" HIGH	17	-			F1	H.M.	C5/A9.02			
113	E	WD.	3'-0" WIDE X 7'-0" HIGH	17	-			F1	H.M.	C5/A9.02			
114	E	WD.	3'-0" WIDE X 7'-0" HIGH	17	-			F1	H.M.	C5/A9.02			
115	E	WD.	3'-0" WIDE X 7'-0" HIGH	17	-			F1	H.M.				
116	A	ALUM.	3'-0" WIDE X 7'-0" HIGH (PAIR)	25	-			F2	ALUM.				
117	D	WD.	3'-0" WIDE X 7'-0" HIGH	12	-			F1	H.M.				
118	E	WD.	1'-8" WIDE X 7'-0" HIGH	16	-			F1	H.M.				
119	D	WD.	3'-0" WIDE X 7'-0" HIGH	12	-			F1	H.M.				
120	C	WD.	3'-0" WIDE X 7'-0" HIGH	20	-			F1	H.M.				
121	D	WD.	3'-0" WIDE X 7'-0" HIGH	7	-			F1	H.M.				
122	D	WD.	3'-0" WIDE X 7'-0" HIGH	14	-			F1	H.M.				
122A	D	WD.	3'-0" WIDE X 7'-0" HIGH	13	-			F1	H.M.				
122B	I	WD.	3'-0" WIDE X 7'-0" HIGH XI-3/4"	24	-			N/A	N/A				BI-FOLD LOUVERED
123			NOT USED										
124	E	WD.	3'-0" WIDE X 7'-0" HIGH	20	-			F1	H.M.	C5/A9.02			
125	E	WD.	3'-0" WIDE X 7'-0" HIGH	20	-			F1	H.M.	C5/A9.02			
126	F	WD.	3'-0" WIDE X 7'-0" HIGH (PAIR)	22	-			F2	H.M.	C5/A9.02			
127	F	WD.	3'-0" WIDE X 7'-0" HIGH (PAIR)	21	-			F2	H.M.	C5/A9.02			
128	D	WD.	3'-0" WIDE X 7'-0" HIGH	15	-			F1	H.M.				
129	E	WD.	3'-0" WIDE X 7'-0" HIGH	16	-			F1	H.M.				
130	E	WD.	3'-0" WIDE X 7'-0" HIGH	20	-			F1	H.M.				
131	E	WD.	3'-0" WIDE X 7'-0" HIGH	20	-			F1	H.M.				
132			NOT USED										
133	D	WD.	3'-0" WIDE X 7'-0" HIGH	8	B			F1	H.M.				
134	C	WD.	3'-0" WIDE X 7'-0" HIGH	8	B			F1	H.M.				
135	F	WD.	3'-0" WIDE X 7'-0" HIGH (PAIR)	23	-			F2	H.M.				
E100	H	WD.	3'-0" WIDE X 7'-0" HIGH (PAIR)	3	B			F2	H.M.				
E100A	H	WD.	3'-0" WIDE X 7'-0" HIGH (PAIR)	3	B			F2	H.M.				
E100B	H	WD.	3'-0" WIDE X 7'-0" HIGH (PAIR)	3	B			F2	H.M.				
E100C	-	-	EXISTING	26	-			-	-				EXISTING
E100D	-	-	EXISTING	26	-			-	-				EXISTING
E101	E	WD.	3'-0" WIDE X 7'-0" HIGH	4	B			F1	H.M.				
E102			NOT USED (EXISTING)										
E103	E	WD.	3'-0" WIDE X 7'-0" HIGH	5	B			F1	H.M.				
E104			NOT USED										
E105	E	WD.	3'-0" WIDE X 7'-0" HIGH	18	-			F1	H.M.				
E106	D	WD.	3'-0" WIDE X 7'-0" HIGH	12	-			F1	H.M.				
E107	E	WD.	3'-0" WIDE X 7'-0" HIGH	16	-			F1	H.M.				
E108	D	WD.	3'-0" WIDE X 7'-0" HIGH	11	-			F1	H.M.				
E109	E	WD.	3'-0" WIDE X 7'-0" HIGH	17	-			F1	H.M.				
E110	E	WD.	3'-0" WIDE X 7'-0" HIGH	17	-			F1	H.M.				
E111	E.1	WD.	3'-0" WIDE X 7'-0" HIGH	19	-			F1	H.M.				
E112			NOT USED										
E401	-	-	EXISTING	10	-			-	-				EXISTING
E409	-	-	3'-8" WIDE X 7'-0" HIGH	27	B			F5	-				

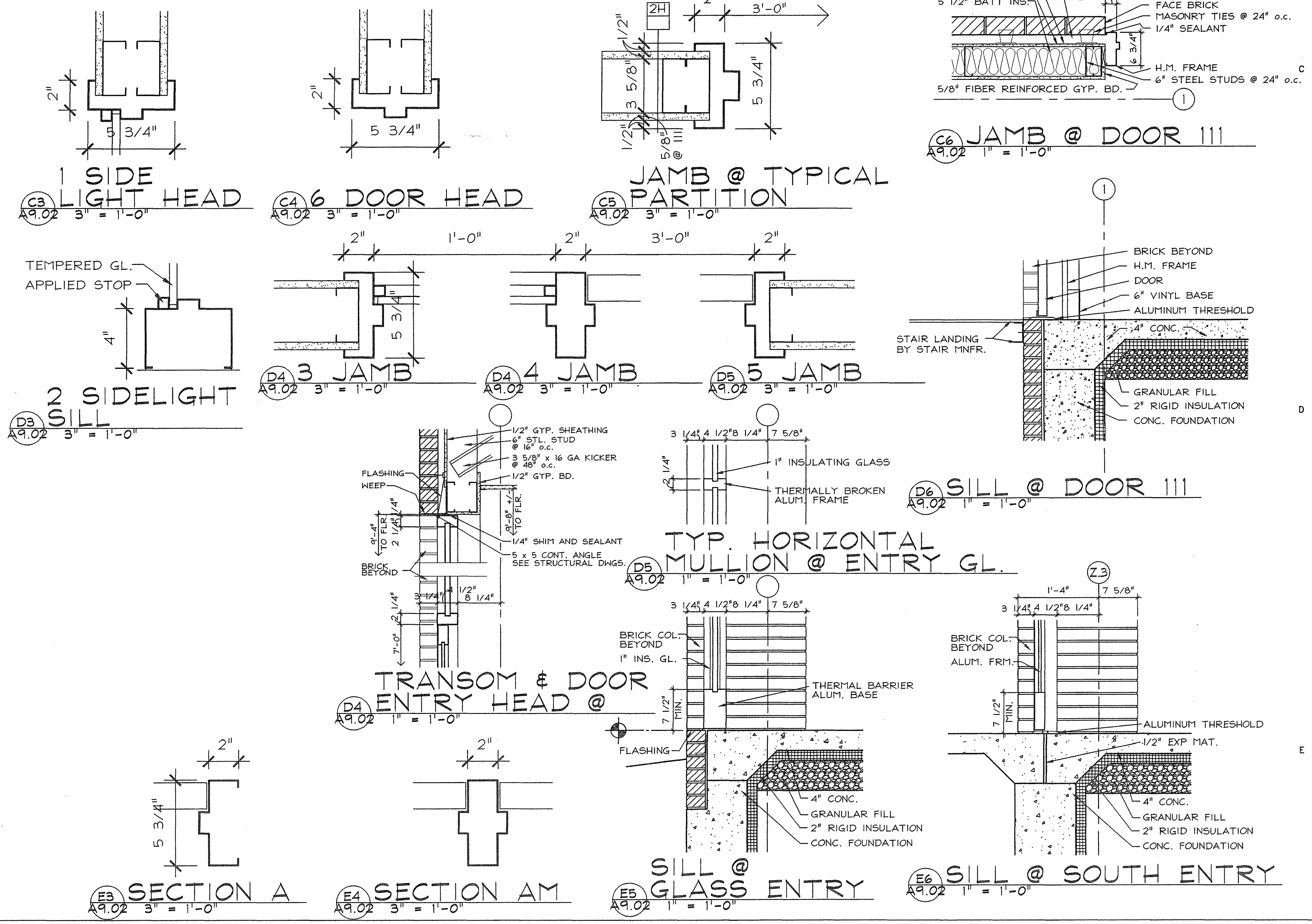


DOOR TYPES



FRAME TYPES

ABBREVIATIONS
 H.M. HOLLOW METAL
 WD. WOOD DOOR
 ALUM. ALUMINUM



Fletcher Architects, Inc.

ARCHITECTURE ■ PLANNING ■ INTERIORS
 1506 NORTH SIGNAL HILLS DRIVE
 KIRKWOOD, MO. 63122
 TEL. (314) 965-6333
 FAX. (314) 965-9977
 info@fletcher-architects.com

CONSULTANTS

CIVIL ENGINEER:
 FRONTENAC ENGR. GROUP, INC.
 89 SUNDEN DR.
 ST. LOUIS, MO 63143
 PHONE (314) 844-2200
 FAX (314) 844-9545

STRUCT. ENGINEER:
 ABB CONSULTING
 848 LAKELAND HILLS PARKWAY
 ST. LOUIS, MO 63144
 PHONE (314) 646-7007
 FAX (314) 646-7722

M.E.P. ENGINEER:
 980 ENGINEERS
 900 SPIRIT OF ST. LOUIS BLVD.
 CHESTERFIELD, MO 63005
 PHONE (636) 830-7770
 FAX (636) 830-7877

HARDWARE CONSULTANT
 878
 6555 PIERRE CT.
 ST. LOUIS, MO 63088
 PHONE (314) 427-7778
 FAX (314) 842-2242

KITCHEN CONSULTANTS
 THE DESIGN GROUP
 3801 WATSON ROAD
 ST. LOUIS, MO 63108
 PHONE (314) 645-2887
 FAX (314) 645-2928

LANDSCAPE ARCHITECT
 AUSTIN TAO AND ASSOC.
 201 LOCUST, 9th FLOOR
 ST. LOUIS, MO 63102
 PHONE (314) 438-8800
 FAX (314) 438-8500

INTERIOR DESIGN
 OTOOLE DESIGN ASSOC.
 184 WOOD ST. WASHINGTON
 KIRKWOOD, MO 63122
 PHONE (314) 808-9005
 FAX (314) 808-9008

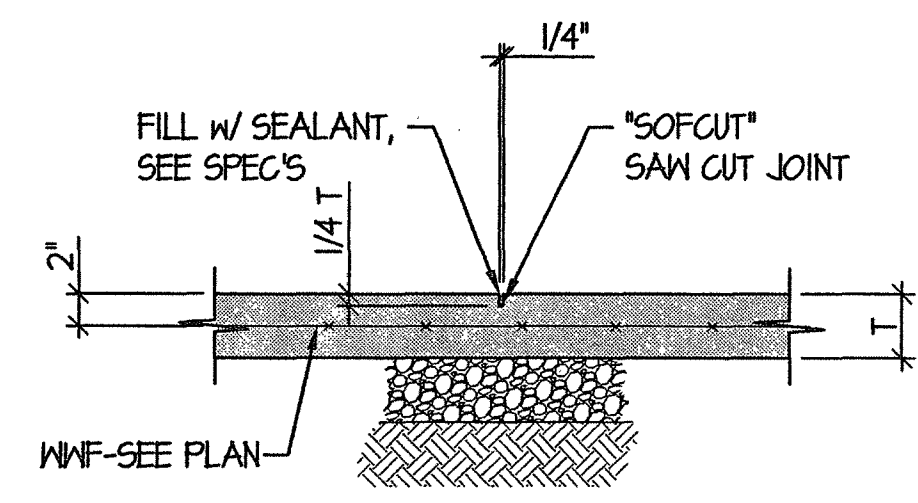
PROJECT:
ADDITION AND RENOVATIONS TO
McKnight Road
Church of Christ
 2515 SOUTH MCKNIGHT ROAD
 ST. LOUIS, MO 63124

WE SEAL AND GUARANTEE ONLY TO THE DOCUMENT TO WHICH THEY ARE APPLIED, AND WE ACCEPT NO LIABILITY FOR ANY ERRORS OR OMISSIONS IN ALL OTHER PLANS, SPECIFICATIONS, ESTIMATES, REPORTS OR OTHER DOCUMENTS OR INSTRUMENTS RELATING TO THIS PROJECT.

COPYRIGHT 2002 FLETCHER ARCHITECTS, INC.

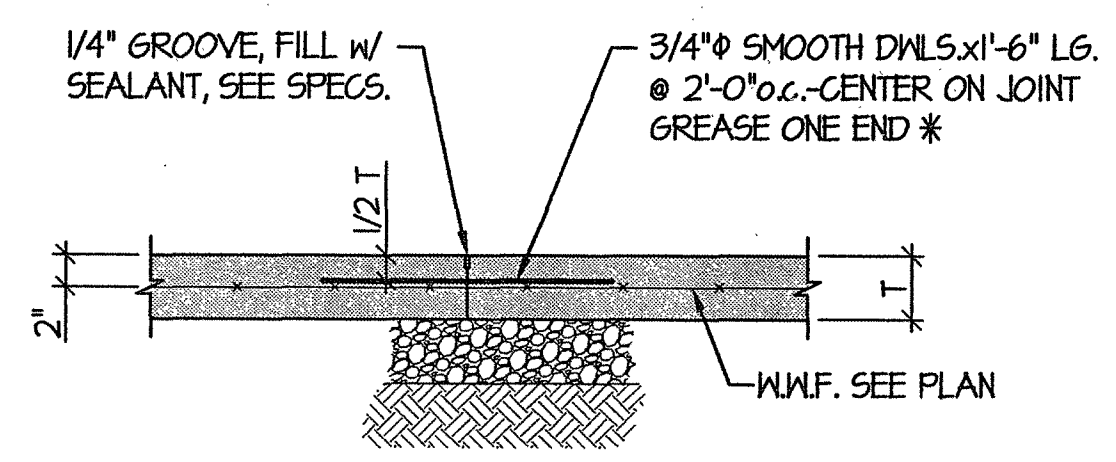
NO.	DATE	REVISIONS

PROJECT NO. 01463 SHEET NO. **A9.02**
 DRAWN BY: SER
 CHECKED BY: SER
 DATE: NOVEMBER 1, 2002
 CONSTRUCTION/BID DRAWINGS



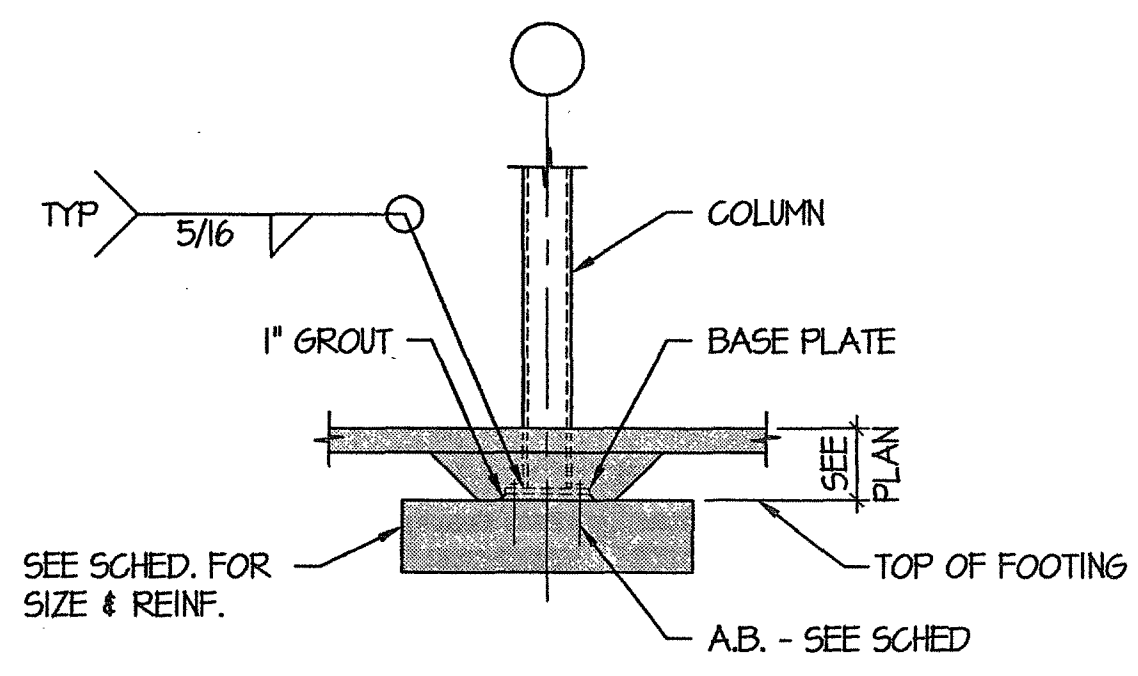
TYPICAL SLAB ON GRADE CONTROL JOINT DETAIL
N.T.S.

1
S/I



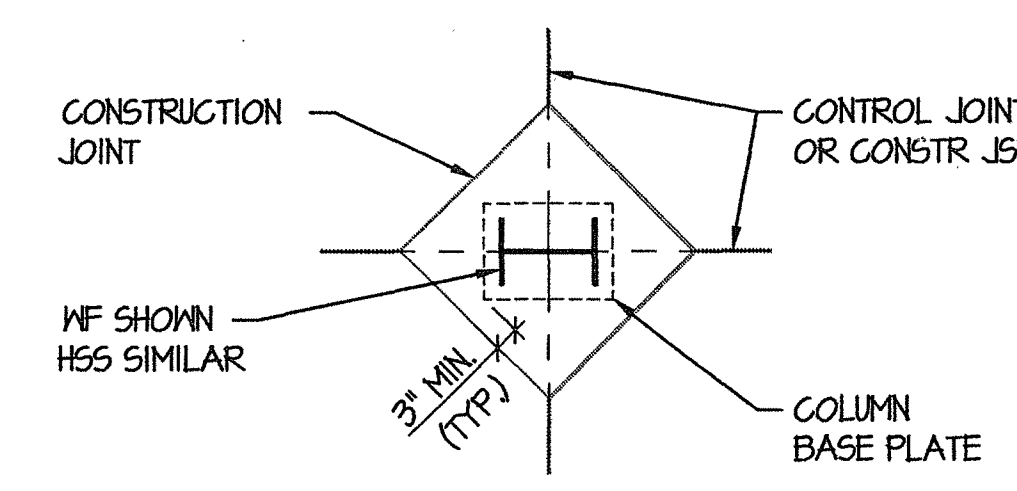
TYPICAL SLAB ON GRADE CONSTRUCTION JOINT DETAIL
N.T.S.

2
S/I



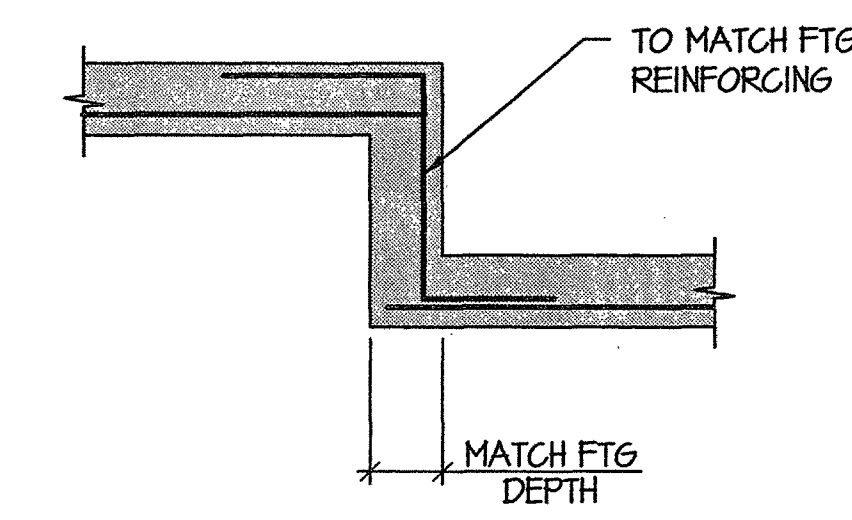
TYPICAL INTERIOR COLUMN DETAIL
N.T.S.

3
S/I



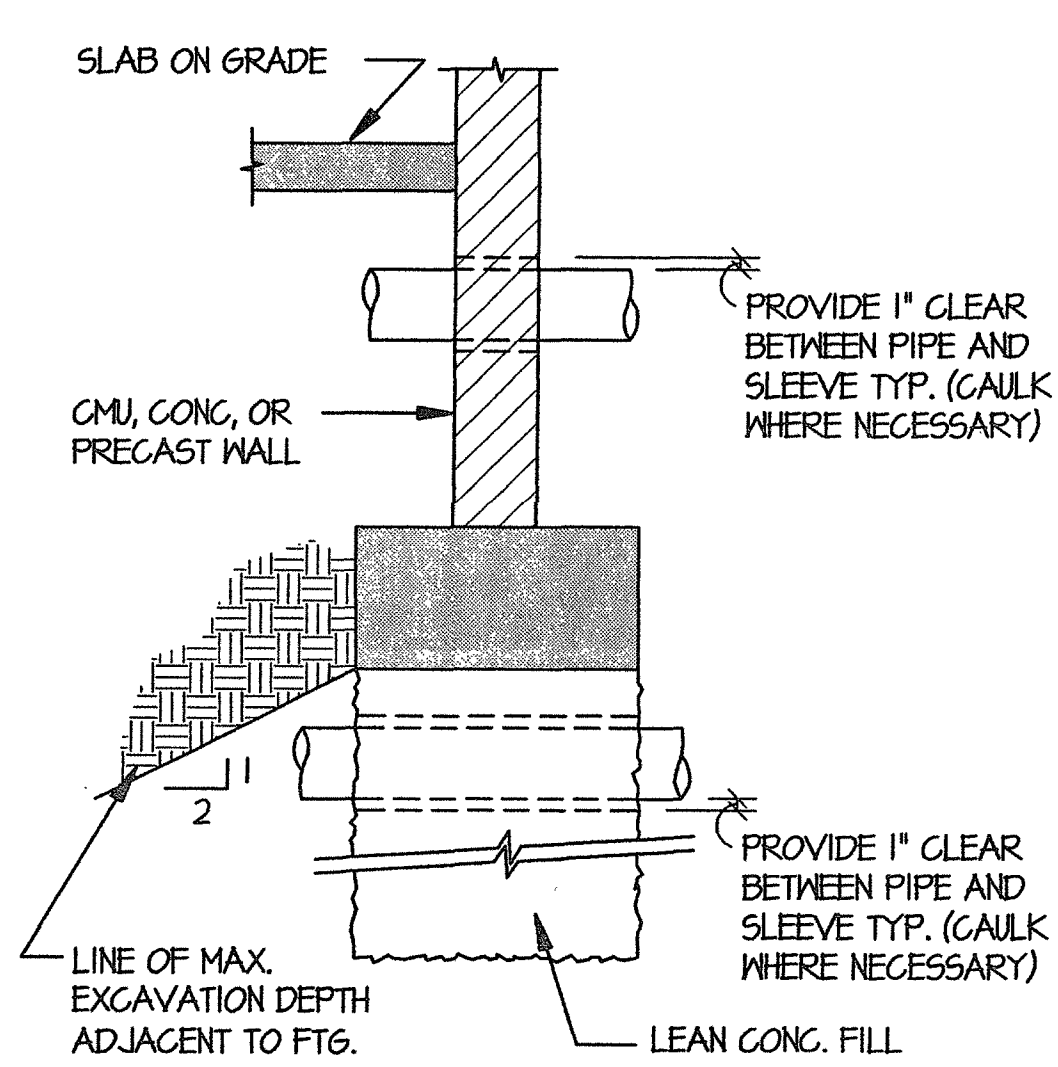
TYPICAL C.J. PLAN @ COLUMN
N.T.S.

4
S/I

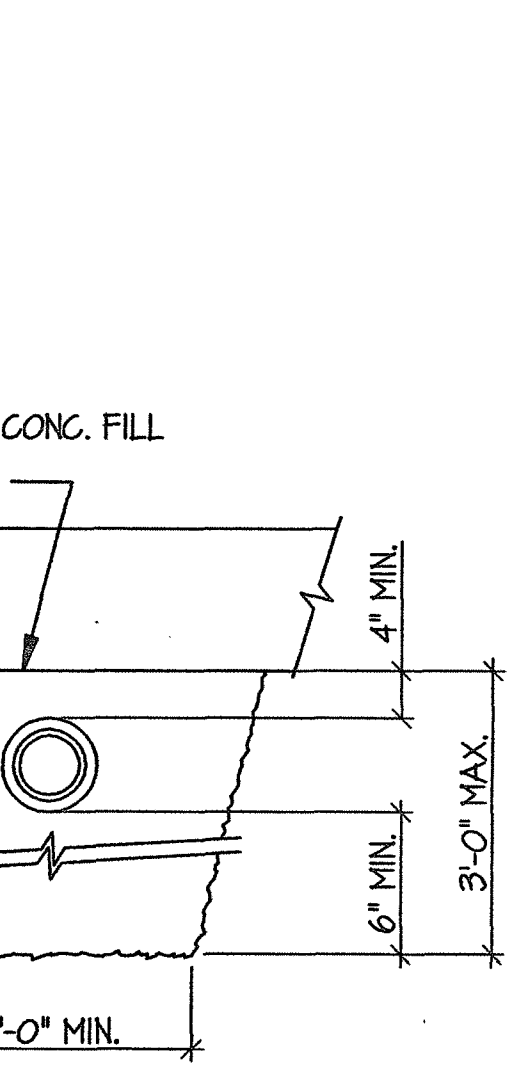


TYPICAL FOOTING STEP
N.T.S.

5
S/I

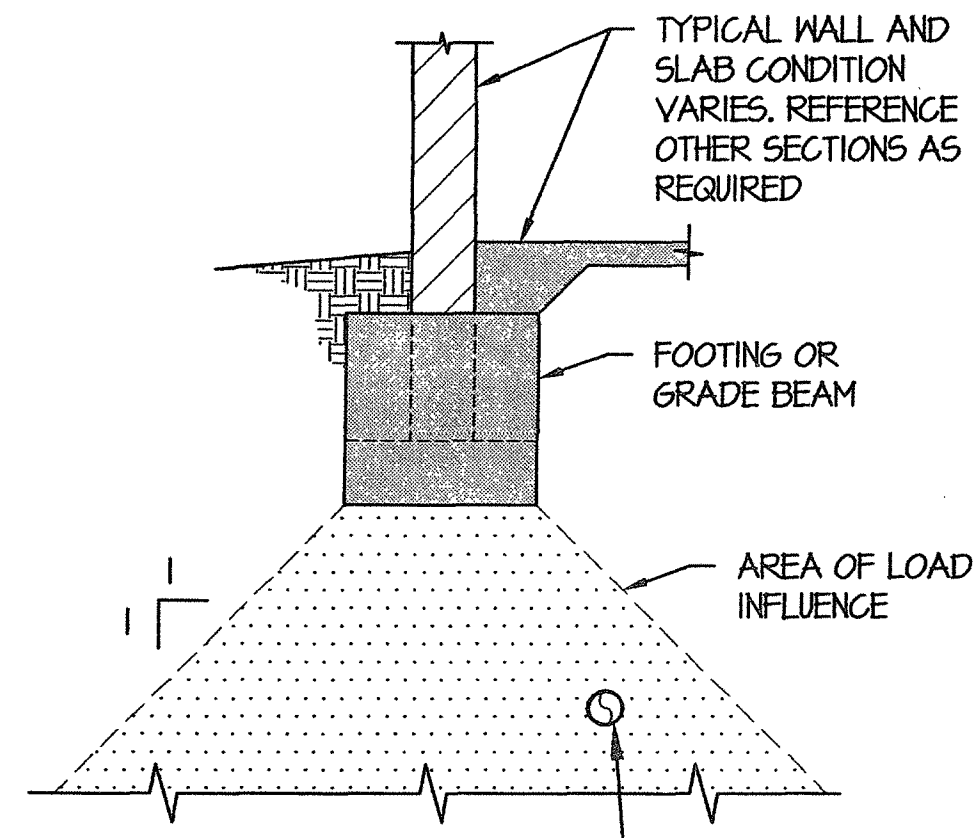


TYPICAL PIPE @ FOUNDATION DETAIL
N.T.S.

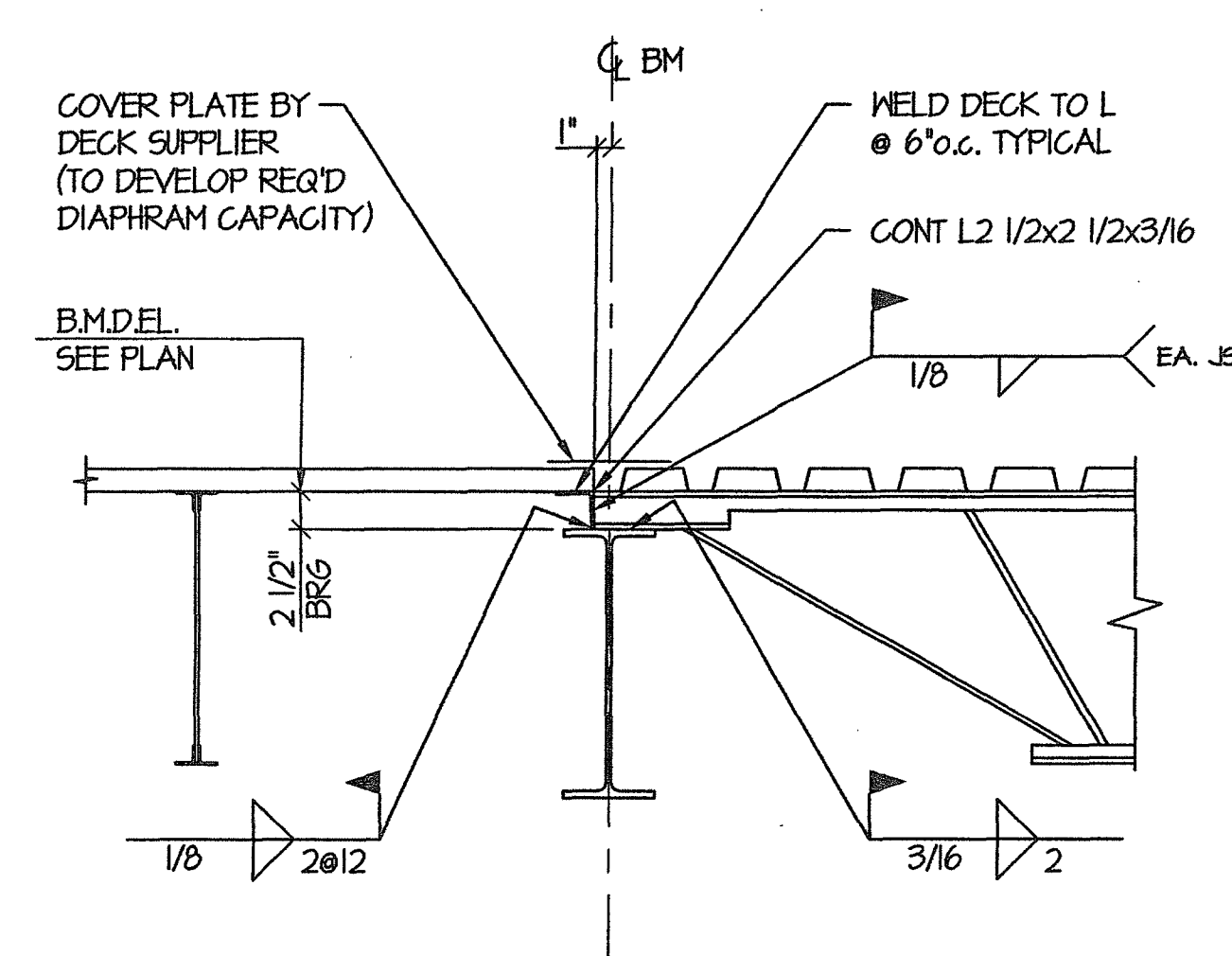


PERMITTED EXCAVATIONS AT LOAD BEARING FOUNDATION
N.T.S.

7
S/I

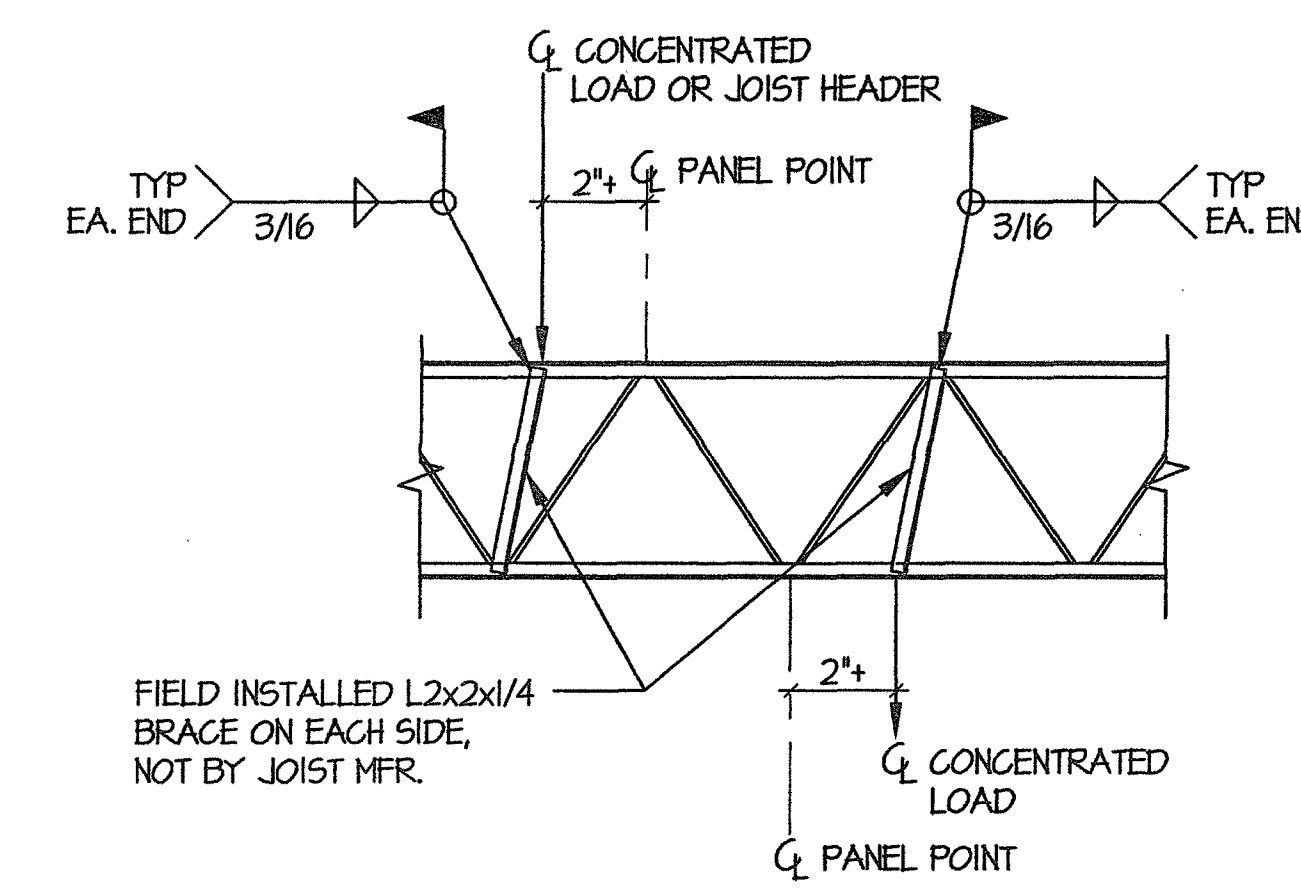


EXCAVATIONS, FOR ANY REASON, INSIDE OF LOAD INFLUENCE AREA ARE PROHIBITED UNLESS SPECIALLY REVIEWED AND APPROVED BY STRUCTURAL ENGINEER.



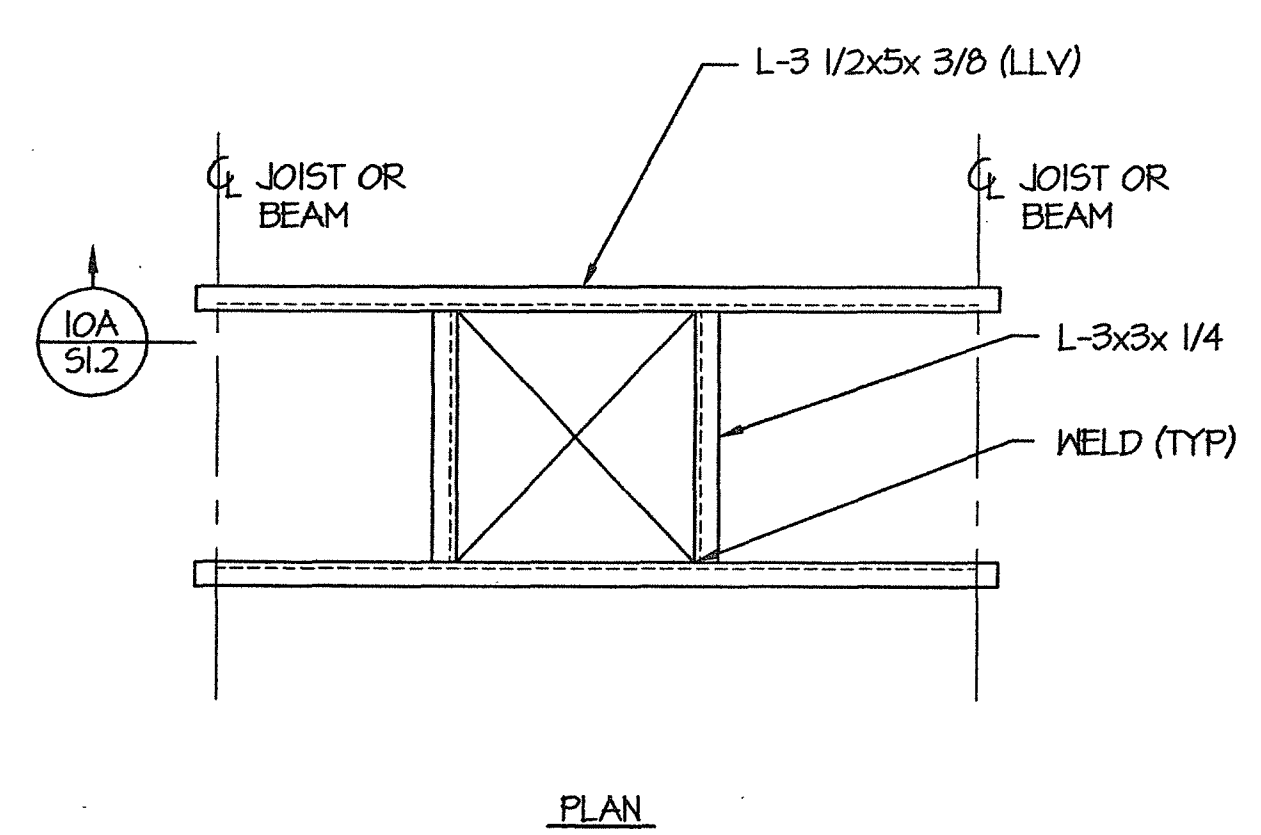
TYPICAL DECK SUPPORT AT CHANGE OF DIRECTION
SCALE: 1/4" = 1'-0"

8
S/I



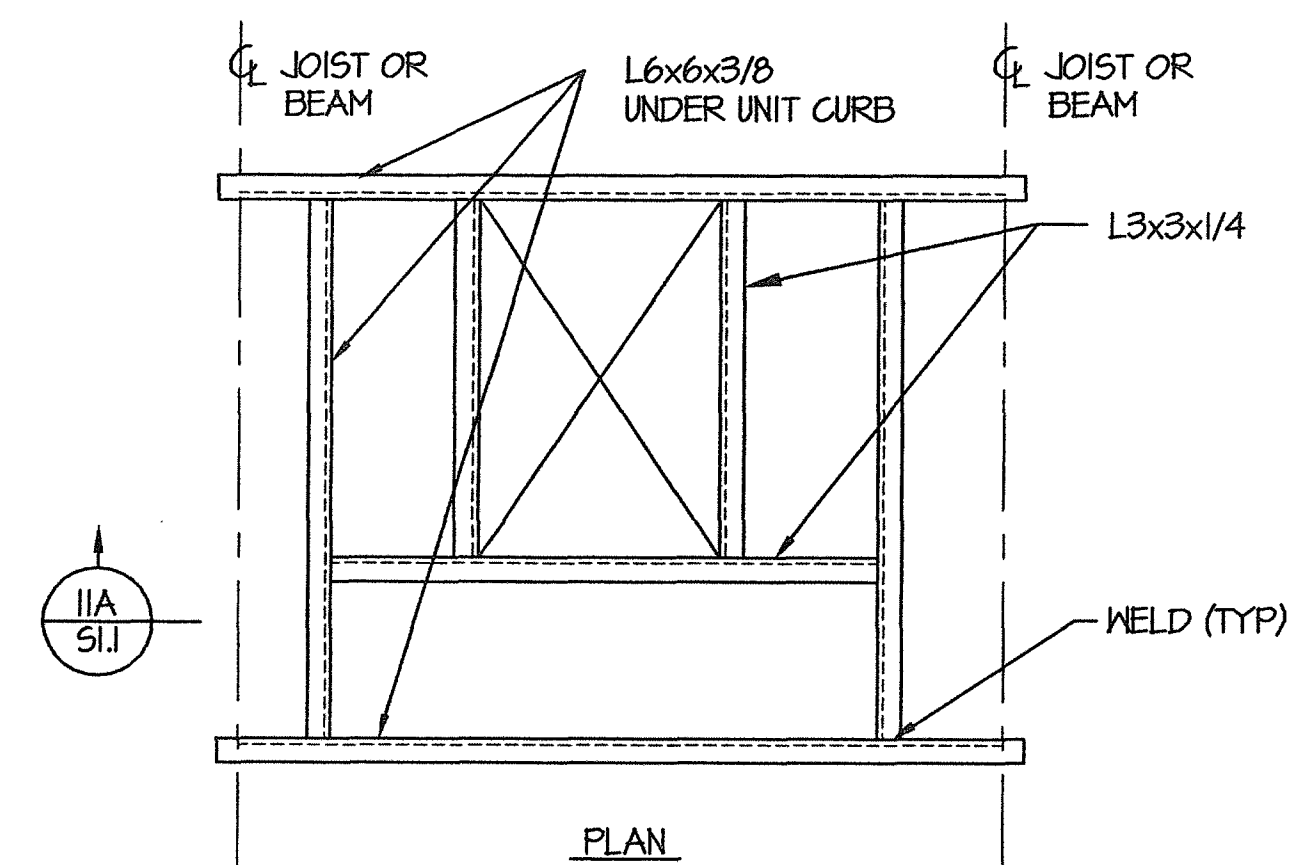
TYP. JOIST REINFORCEMENT @ CONCENTRATED LOADS
N.T.S.

9
S/I



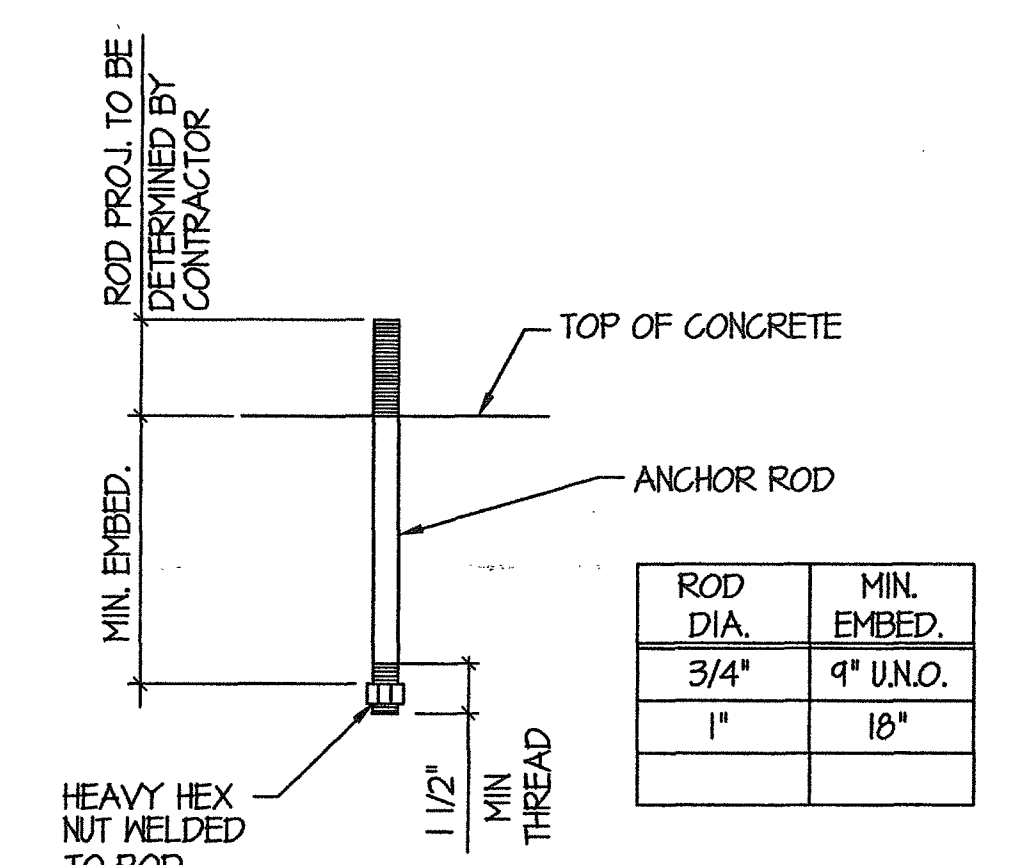
TYPICAL OPENING DETAIL
N.T.S.

10
S/I



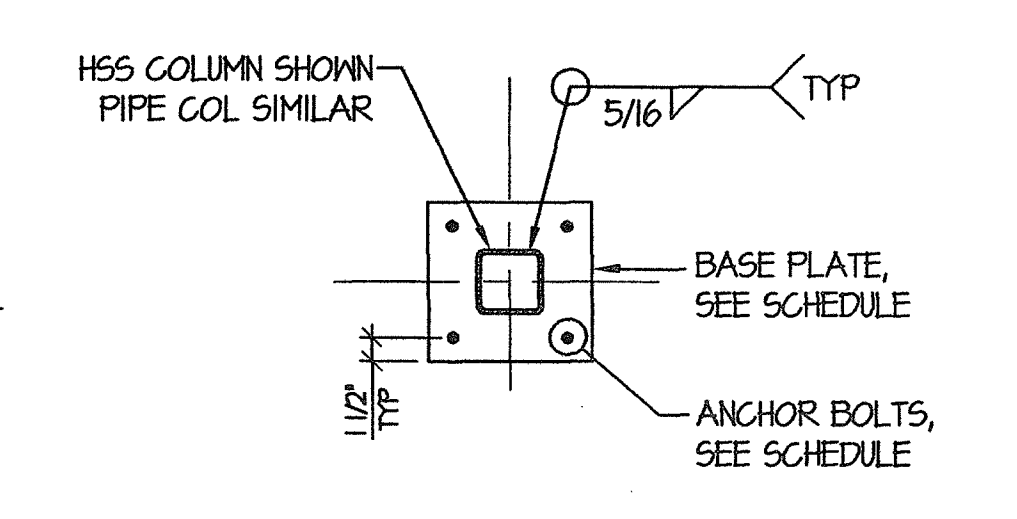
TYPICAL RTU CURB SUPPORT DETAIL
N.T.S.

11
S/I



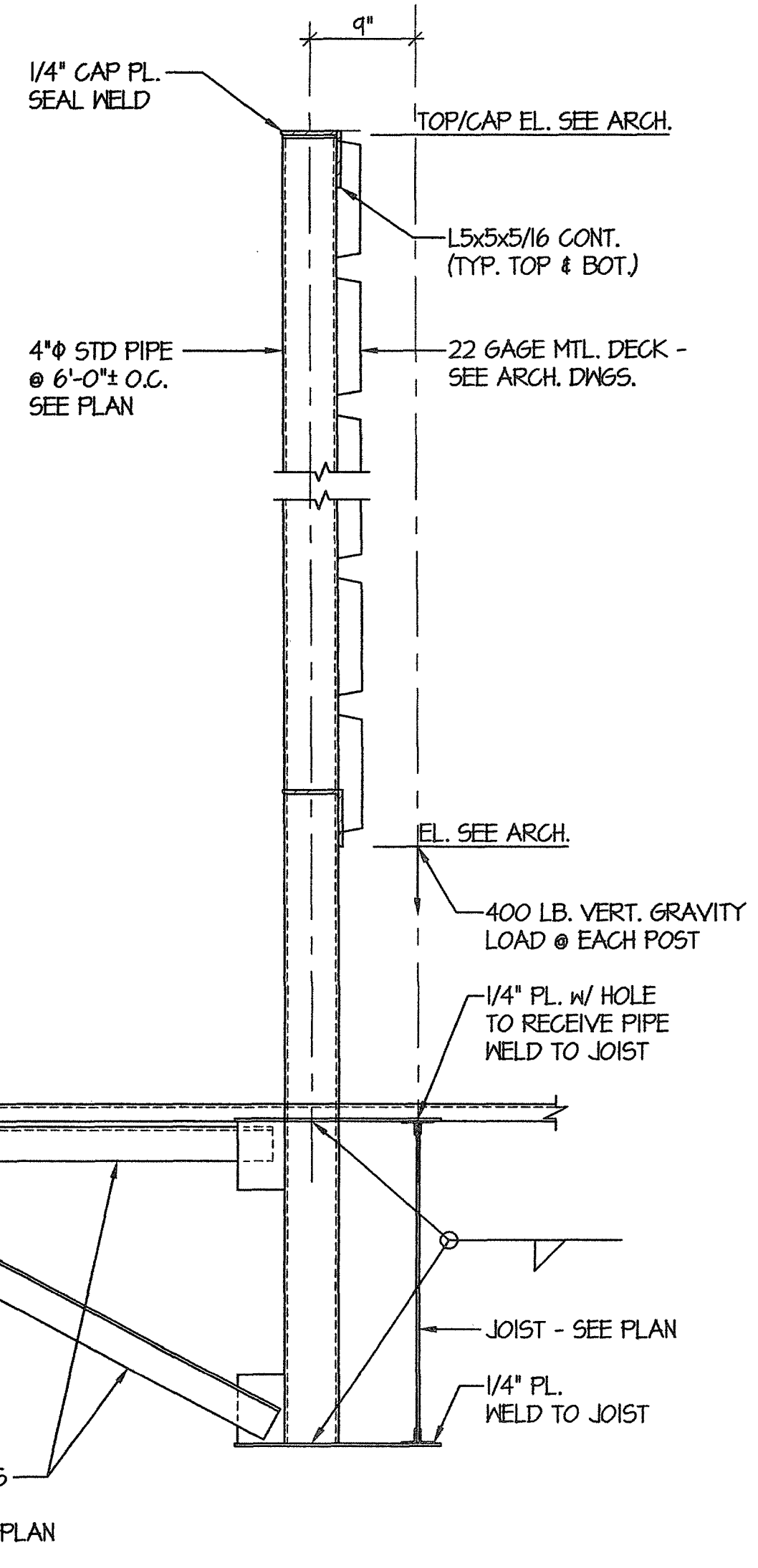
TYPICAL ANCHOR ROD DETAIL U.N.O.
N.T.S.

12
S/I



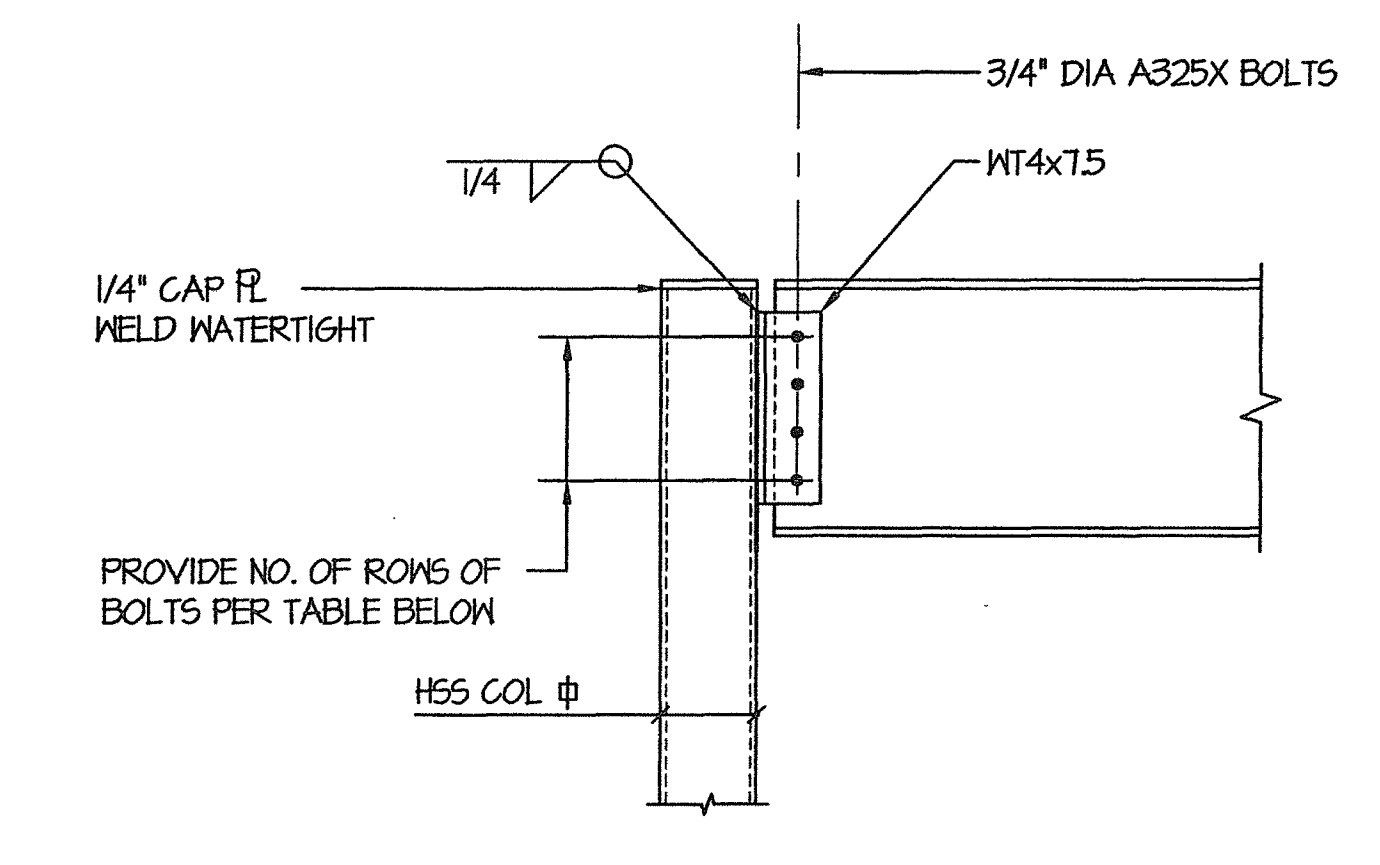
TYPICAL BASE PLATE DETAIL U.N.O.
N.T.S.

13
S/I



TYP. RTU SCREEN SUPPORT
N.T.S.

17
S/I

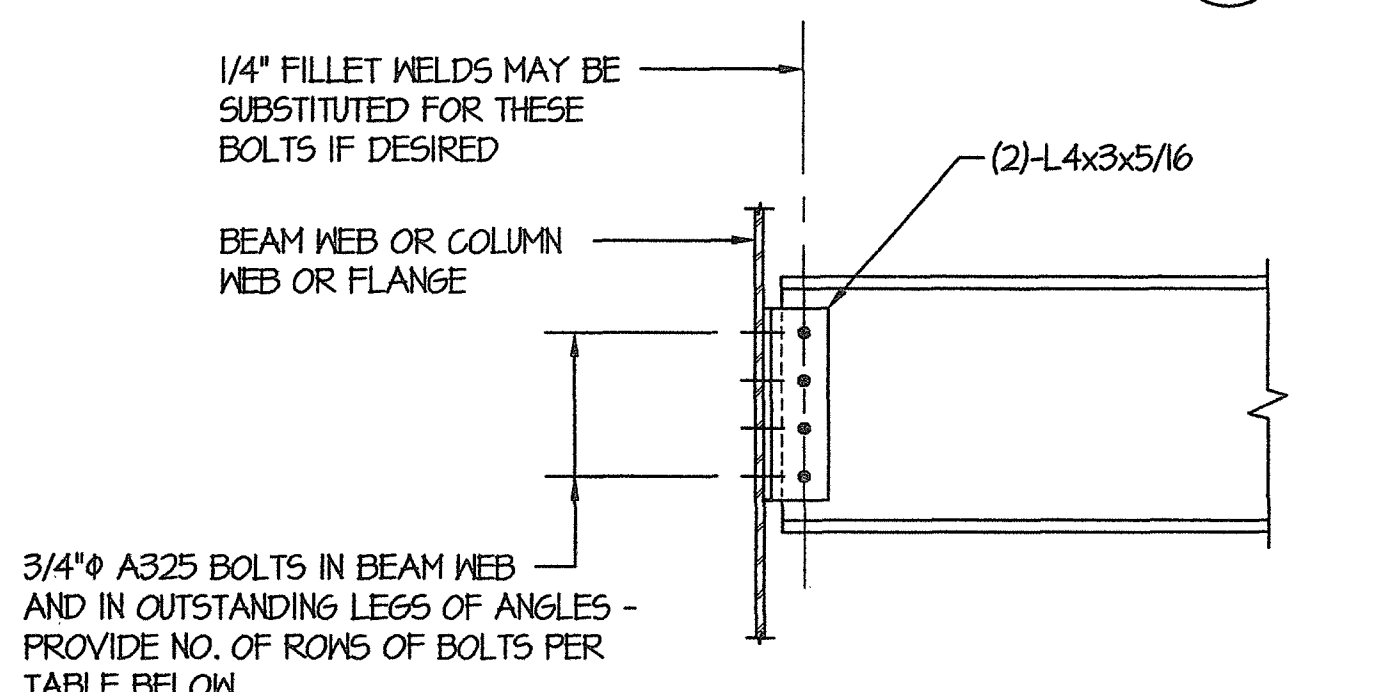


TYPICAL BEAM CONNECTION TO HSS COLUMN
N.T.S.

14
S/I

BEAM DEPTH	NO. OF ROWS OF BOLTS
8" OR 10"	2
12" OR 14"	3
16"	4
18"	5
21"	6
24"	7
27"	8
30"	9

THIS DETAIL SHOWS MINIMUM GUIDELINES FOR THIS CONNECTION TYPE. CONTRACTOR SHALL DESIGN CONNECTIONS FOR LOADS BASED UPON AISC SPAN-LOAD TABLES. INCREASE SIZES OF CONNECTION ELEMENTS SHOWN IF REQUIRED TO SATISFY LOAD REQUIREMENTS.

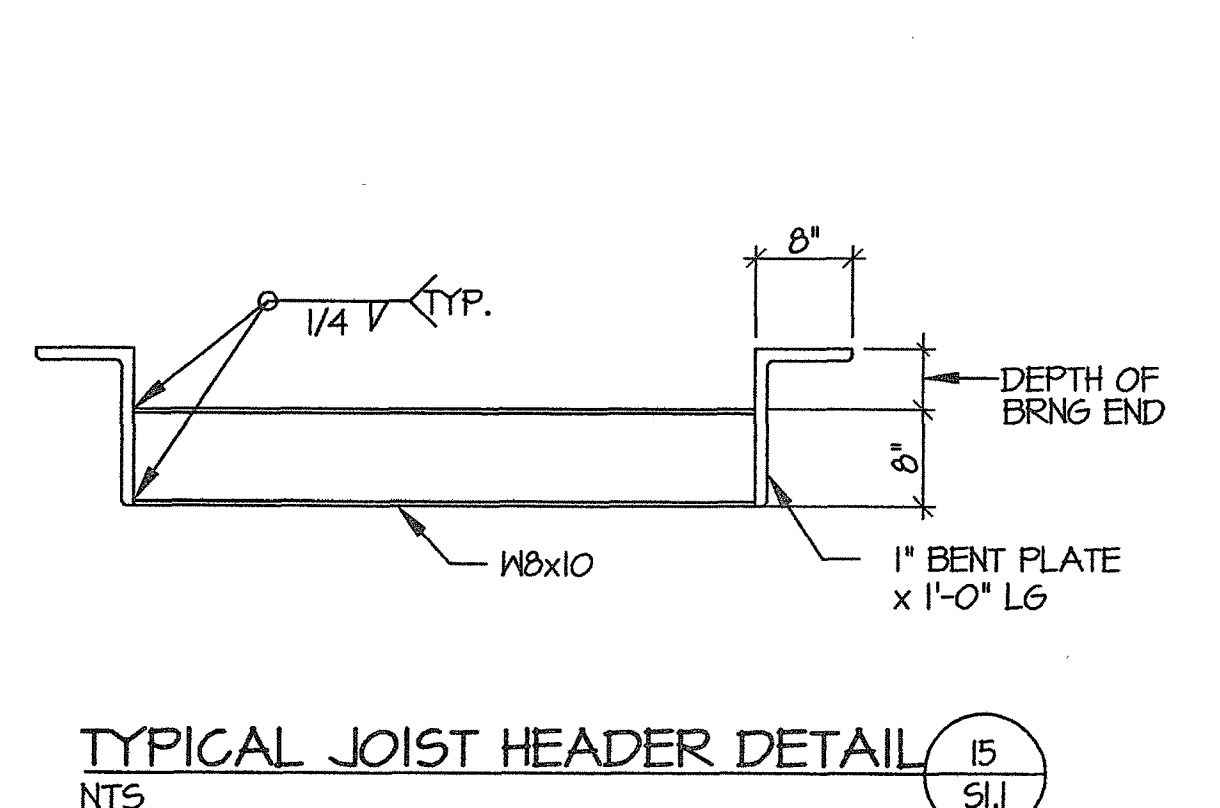


TYPICAL BEAM CONNECTION
N.T.S.

18
S/I

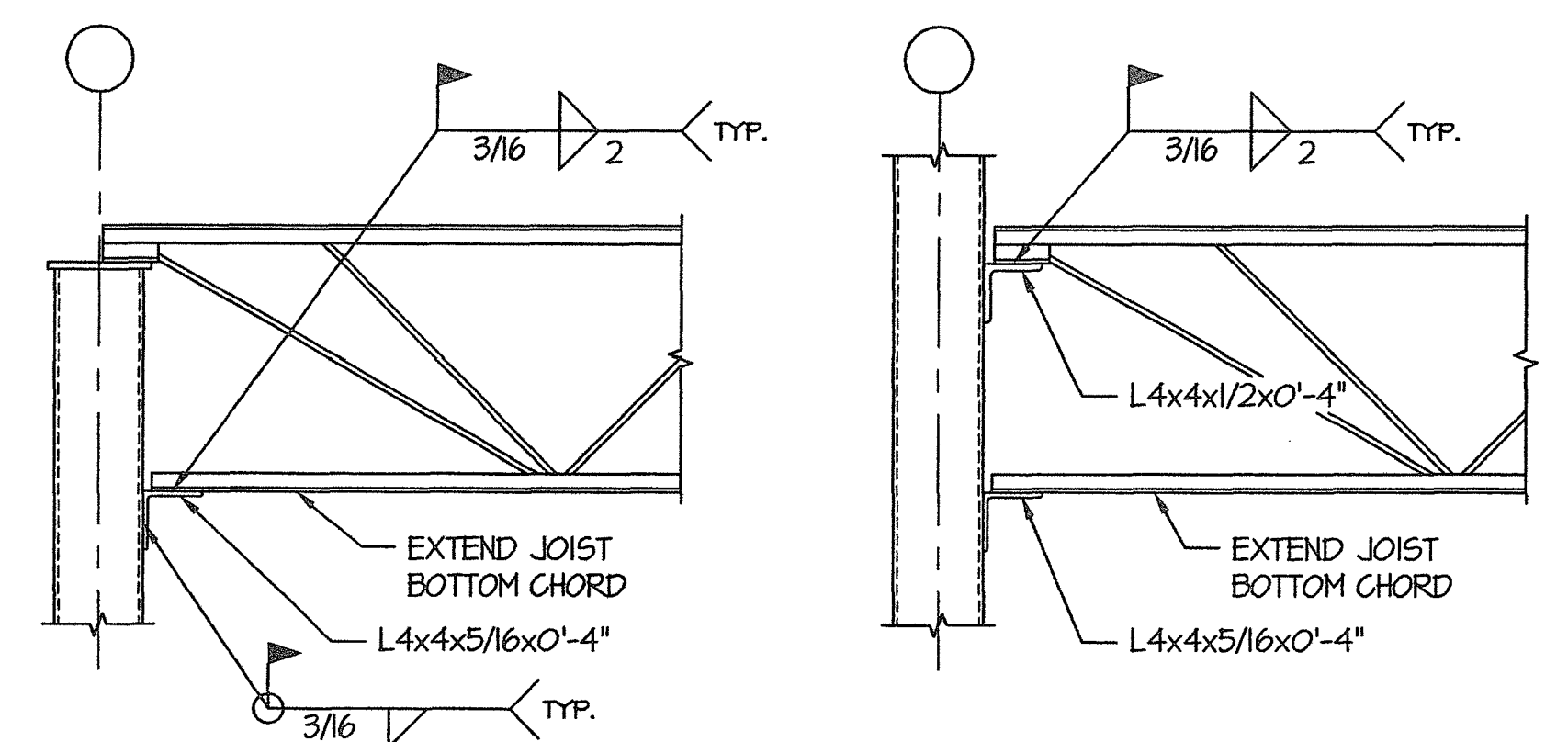
BEAM DEPTH	NO. OF ROWS OF BOLTS
8" OR 10"	2
12" OR 14"	3
16"	4
18"	5
21"	6
24"	7
27"	8
30"	9

THIS DETAIL SHOWS MINIMUM GUIDELINES FOR THIS CONNECTION TYPE. CONTRACTOR SHALL DESIGN CONNECTIONS FOR LOADS BASED UPON AISC SPAN-LOAD TABLES. INCREASE SIZES OF CONNECTION ELEMENTS SHOWN IF REQUIRED TO SATISFY LOAD REQUIREMENTS.




TYPICAL JOIST HEADER DETAIL
N.T.S.

15
S/I



TYPICAL STRUT END JOIST DETAILS
N.T.S.

16
S/I



**Fletcher:
Architects, Inc.**

ARCHITECTURE • PLANNING • INTERIORS
1505 NORTH SIGNAL HILLS DRIVE
KIRKWOOD, MO 63122
TEL. (314) 965-6333
FAX. (314) 965-8997
Info@fletcher-architects.com

CONSULTANTS
CIVIL ENGINEER:
FRONTIERS ENGR. GROUP, INC.
10 SUMNER DR.
ST. LOUIS, MO 63143
PHONE 1314 844-2500
FAX 1314 844-0645

STRUCT. ENGINEER:
ABS CONSULTING
1544 LACKLAND HILLS PARKWAY
ST. LOUIS, MO 63143
PHONE 1314 984-7907
FAX 1314 984-0722

M.E.P. ENGINEER:
S&C ENGINEERING
850 SPIRIT OF ST. LOUIS BLVD.
CHESTERFIELD, MO 63005
PHONE 6361 630-7770
FAX 6361 630-7877

HARDWARE CONSULTANT
870
5855 PIERRE CT.
ST. LOUIS, MO 63129
PHONE 1314 447-2242

KITCHEN CONSULTANTS
THE GREEN GROUP
2801 WATSON ROAD
ST. LOUIS, MO 63109
PHONE 1314 645-2587
FAX 1314 645-2005

LANDSCAPE ARCHITECT
AUSTIN TAG AND ASSOC.
2801 LOCUST, 2ND. FLOOR
ST. LOUIS, MO 63109
PHONE 1314 438-2699
FAX 1314 438-9190

INTERIOR DESIGN
OTOOLE DESIGN ASSOC.
124 WEST JEFFERSON
KIRKWOOD, MO 63122
PHONE 1314 808-1808
FAX 1314 808-1808

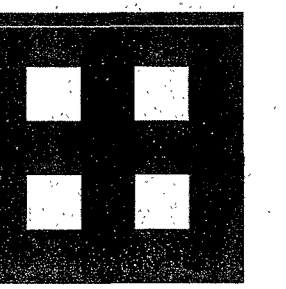
PROJECT:
**ADDITION AND RENOVATIONS TO
McKnight Road
Church of Christ**
2515 SOUTH MCKNIGHT ROAD
ST. LOUIS, MO 63124

PROJECT NO. 01403
DRAWN BY: PWN
CHECKED BY: JNR
DATE: NOVEMBER 1, 2002

SHEET NO. **S1.1**

CONSTRUCTION/BID DRAWINGS

K:\DWG\10789855 McKnight Rd Church\98584_1.dwg, 11/01/02 08:46:19 AM, pmarshall, ABS CONSULTING (EOE)



**Fletcher's
Architects, Inc.**

ARCHITECTURE • PLANNING • INTERIORS
1906 NORTH SIGNAL HILLS DRIVE
KIRKWOOD, MO 63122
TEL. (314) 965-6333
FAX. (314) 965-8997
Info@fletcher-architects.com

CONSULTANTS

CIVIL ENGINEER:
PROFORMAC ENGR. GROUP, INC.
16 SUNNEN DR.
ST. LOUIS, MO 63148
PHONE (314) 844-2200
FAX (314) 844-0848

STRUCT. ENGINEER:
A&S CONSULTING
1844 LACKLAND HILLS PARKWAY
ST. LOUIS, MO 63148
PHONE (314) 884-7007
FAX (314) 884-0722

M.E.P. ENGINEER:
S&C ENGINEERING
680 SPIRIT OF ST. LOUIS BLVD.
CHESTERFIELD, MO 63006
PHONE (636) 850-7770
FAX (636) 850-7877

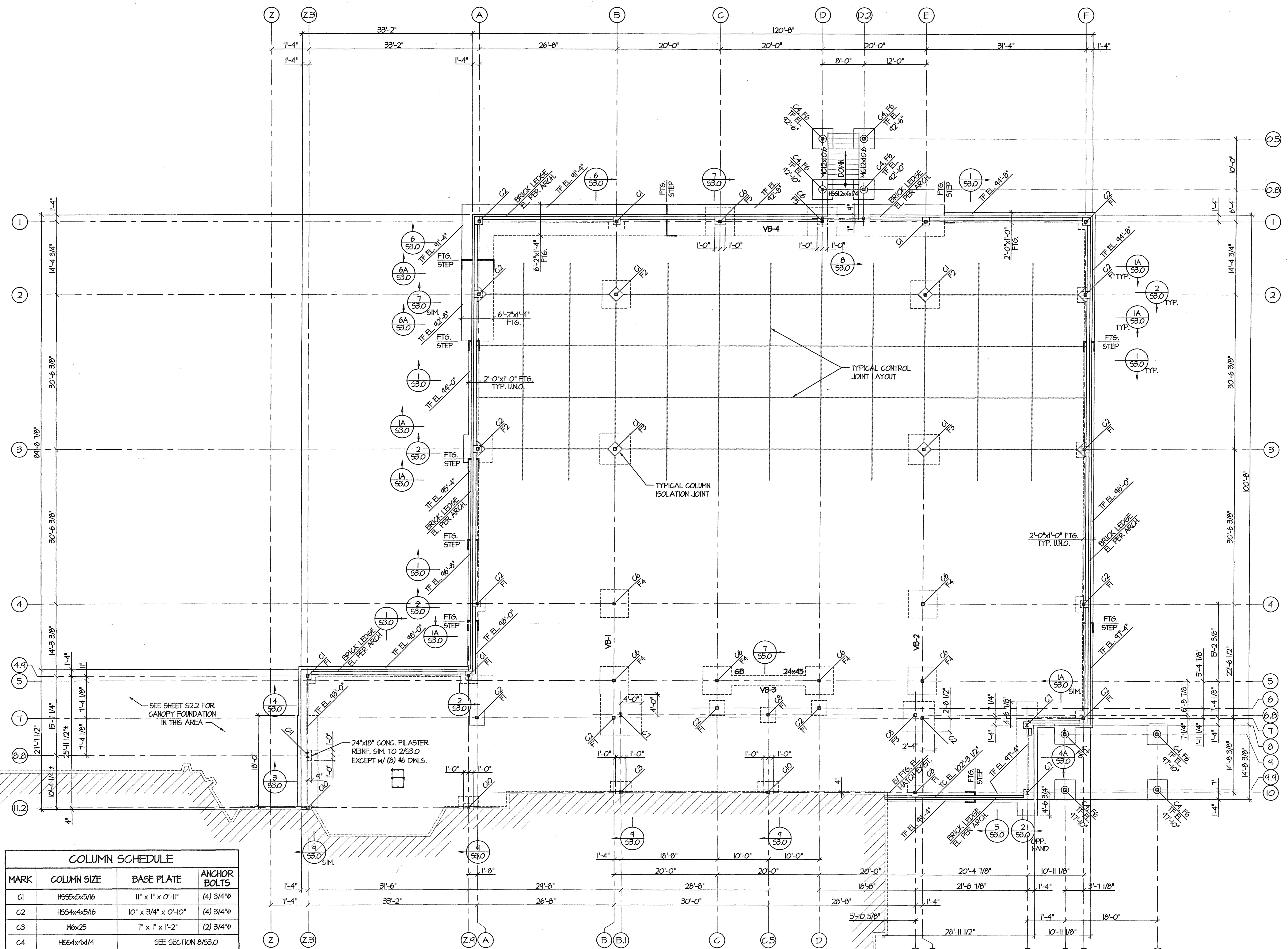
HARDWARE CONSULTANT
8588 PIERRE CT.
ST. LOUIS, MO 63128
PHONE (314) 487-7776
FAX (314) 848-2842

KITCHEN CONSULTANTS
THE CHEWER GROUP
3001 WATSON ROAD
ST. LOUIS, MO 63129
PHONE (314) 848-1987
FAX (314) 848-3208

LANDSCAPE ARCHITECT
A&B/T&A, AND ASSOC.
2101 LOCUST, 2ND. FLOOR
ST. LOUIS, MO 63103
PHONE (314) 438-9999
FAX (314) 438-9100

INTERIOR DESIGN
OTODLE DESIGN ASSOC.
124 WEST JEFFERSON
KIRKWOOD, MO 63122
PHONE (314) 808-1805
FAX (314) 808-1806

PROJECT:
**ADDITION AND RENOVATIONS TO
McKnight Road
Church of Christ**
2515 SOUTH MCKNIGHT ROAD
ST. LOUIS, MO 63124



COLUMN SCHEDULE			
MARK	COLUMN SIZE	BASE PLATE	ANCHOR BOLTS
C1	H55x5x5/16	11" x 1" x 0'-11"	(4) 3/4"
C2	H54x4x5/16	10" x 3/4" x 0'-10"	(4) 3/4"
C3	W6x25	7" x 1" x 1'-2"	(2) 3/4"
C4	H54x4x1/4	SEE SECTION 8/53.0	
C5	H54x4x1/4	SEE SECTION 11/53.0	
C6	H55x5x5/16	9" x 1" x 1'-1"	(4) 1"
C7	W8x21	10" x 1 1/4" x 1'-4"	(6) 1"
C8	H54x4x3/8	10" x 3/4" x 0'-10"	(4) 3/4"
C9	W10x30	10" x 1 3/4" x 1'-7"	(6) 1"
C10	H55x5x5/16	7" x 1" x 1'-2"	(2) 3/4"

FOOTING SCHEDULE		
MARK	SIZE	REINFORCING EACH WAY
F1	3'-0"x3'-0"x1'-0"	(8) #4 @ BOTTOM
F2	5'-6"x5'-6"x1'-2"	(6) #5 @ BOTTOM
F3	6'-0"x6'-0"x1'-2"	(7) #5 @ BOTTOM
F4	5'-6"x5'-6"x3'-4"	(10) #5 @ BOTTOM
F5	5'-8"x5'-8"x2'-0"	(10) #5 @ BOTTOM
F6	4'-0"x4'-0"x1'-6"	SEE SECTION 8/53.0
F7	8'-0"x8'-0"x2'-0"	(8) #5 @ TOP & BOTTOM

FOUNDATION / FIRST FLOOR PLAN
SCALE: 1/8"=1'-0"

- NOTES:
- FINISHED FLOOR ELEVATION = 100'-0" (TO MATCH EXISTING).
 - FLOOR CONST.: 4" CONCRETE SLAB ON GRADE REINFORCED W/ 6x6-W1.4xW1.4 W/F UNDERLAIN BY 6 MIL. VAPOR BARRIER OVER 4" GRANULAR SUBGRADE, OVER 12" COMPACTED ENGINEERED FILL, MIN.
 - TOP OF INTERIOR FOOTING EL. = 94'-4" UNO.
 - SPREAD FOOTINGS ARE CENTERED ON COLUMN GRIDS AND / OR WALLS UNO.
 - VB INDICATES VERTICAL BRACE BAY LOCATION.


THE EXISTING DIMENSIONS AND ELEVATIONS SHOWN ARE NOT AS-BUILT DIMENSIONS BUT WERE OBTAINED FROM THE ORIGINAL STRUCTURAL DRAWINGS AND OTHER DRAWINGS AND DOCUMENTS. IT IS THE RESPONSIBILITY OF CONTRACTOR TO FIELD VERIFY ALL DIMENSIONS, ELEVATIONS AS REQUIRED PRIOR TO BEGINNING CONSTRUCTION, FABRICATION, ETC.

The Professional Engineer whose personal seal and signature appears on this page assumes responsibility only for what appears on this page and disclaims liability for any errors or omissions in any other drawings or documents or instruments used by this Professional Engineer relating to, or intended to be used for, any part of the project in which this page enters.

NO.	DATE	REVISIONS

PROJECT NO. 01403 SHEET NO. S2.0
DRAWN BY: P/M
CHECKED BY: JNR
DATE: NOVEMBER 1, 2002

CONSTRUCTION/BID DRAWINGS



**Fletcher:
Architects, Inc.**

ARCHITECTURE • PLANNING • INTERIORS
1906 NORTH SIGNAL HILLS DRIVE
KIRKWOOD, MO 63122
TEL (314) 965-6333
FAX (314) 965-8997
info@fletcher-architects.com

CONSULTANTS

CIVIL ENGINEER:

FRONTENAC ENGR. GROUP, INC.
18 SUMNER DR.
ST. LOUIS, MO 63148
PHONE (314) 644-8200
FAX (314) 644-0848

STRUCT. ENGINEER:

ABS CONSULTING
1644 LACKLAND HILLS PARKWAY
ST. LOUIS, MO 63148
PHONE (314) 964-7007
FAX (314) 964-0722

M.E.P. ENGINEER:

SEC ENGINEERING
850 SPIRIT OF ST. LOUIS BLVD.
CHESTERFIELD, MO 63005
PHONE (636) 830-7770
FAX (636) 530-7877

HARDWARE CONSULTANT

5685 PIERRE CT.
ST. LOUIS, MO 63128
PHONE (314) 437-7724
FAX (314) 642-2242

KITCHEN CONSULTANTS

THE CHERRY GROUP
3601 WATSON ROAD
ST. LOUIS, MO 63109
PHONE (314) 646-9807
FAX (314) 646-3208

LANDSCAPE ARCHITECT

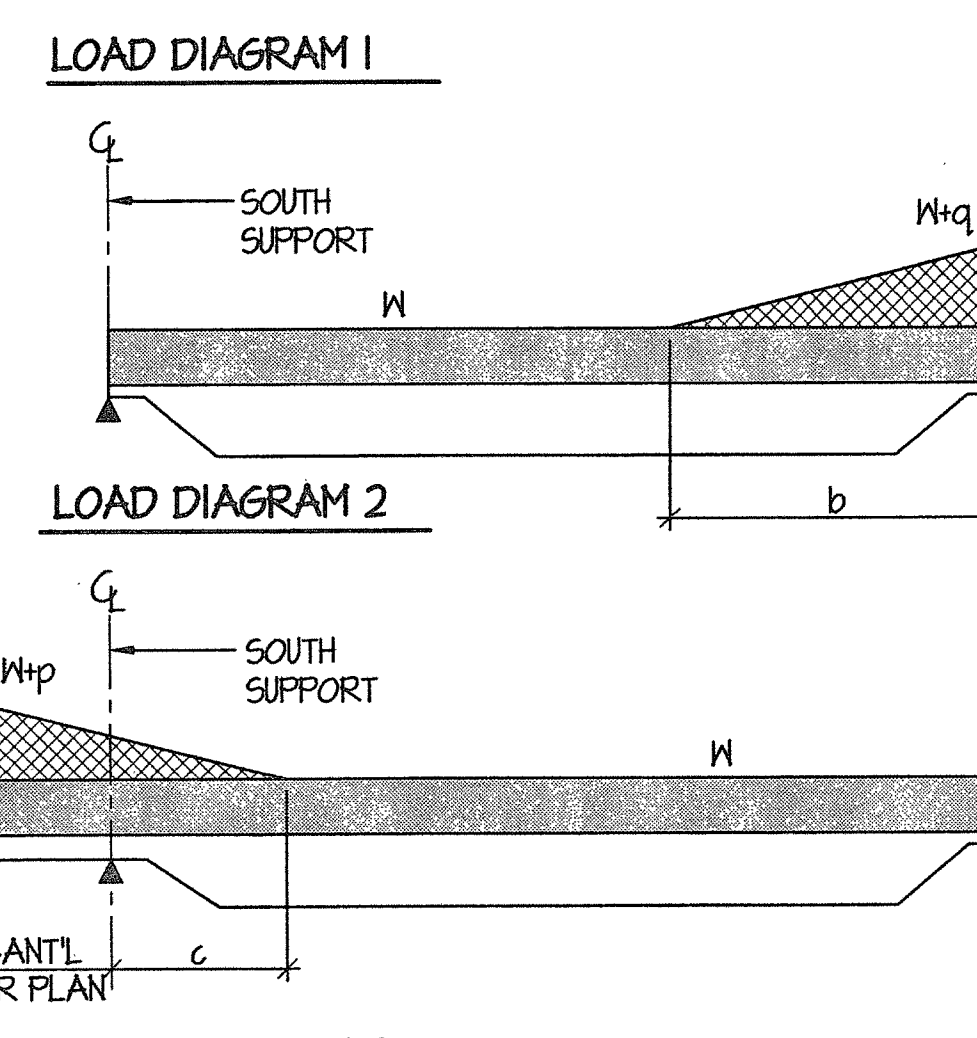
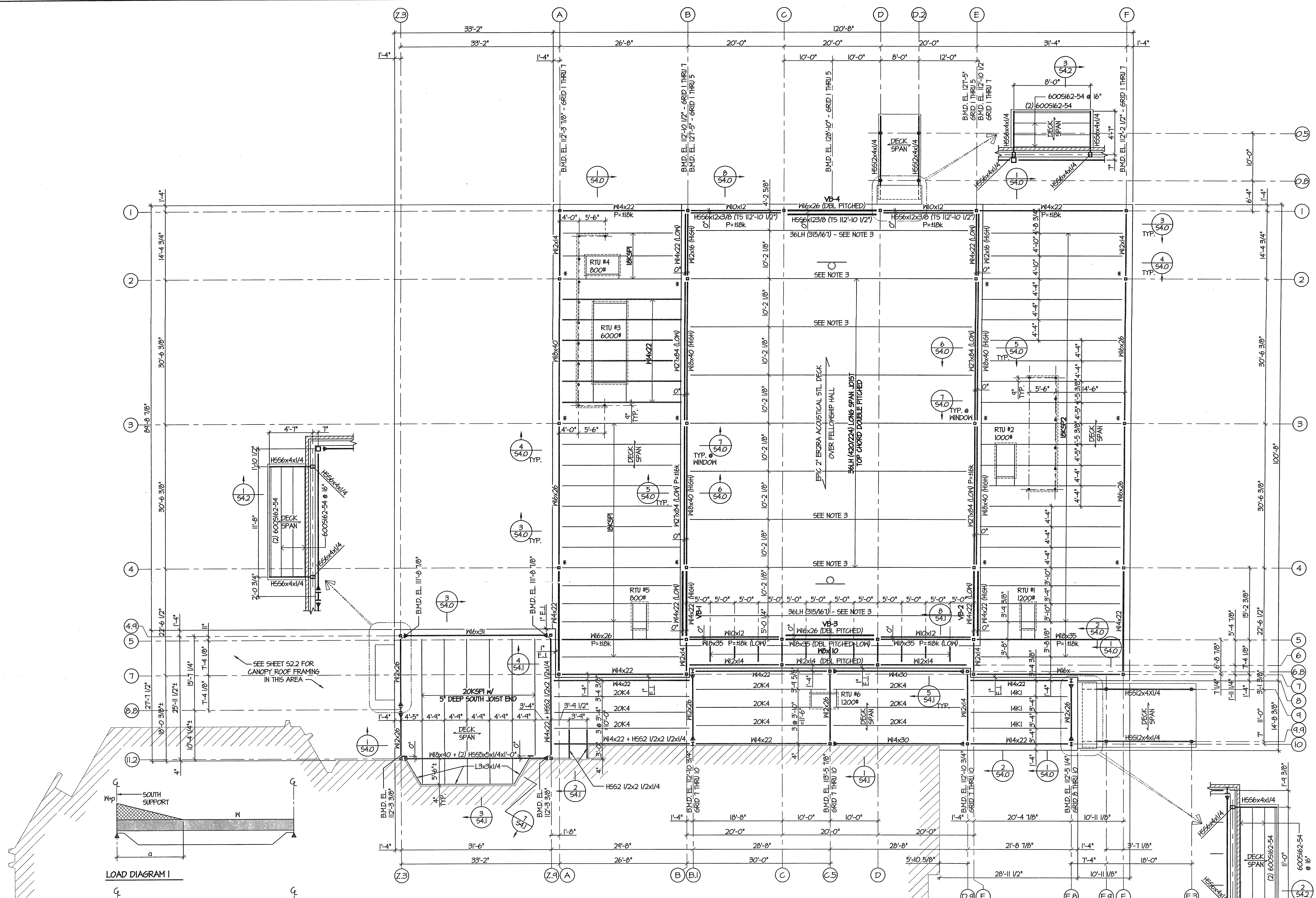
ARISTO TACO AND ASSOC.
2101 LOCUST, 2ND FLOOR
ST. LOUIS, MO 63103
PHONE (314) 438-9990
FAX (314) 438-9990

INTERIOR DESIGNER

OTYOLCO DESIGN ASSOC.
154 WEST JEFFERSON
KIRKWOOD, MO 63122
PHONE (314) 909-1908
FAX (314) 909-1908

PROJECT:
ADDITION AND RENOVATIONS TO
McKnight Road
Church of Christ
2515 SOUTH MCKNIGHT ROAD
ST. LOUIS, MO 63124

K:\DWG\1079985 McKnightRd Church 965s2_1.dwg 11/01/05 08:17:39 AM pmarshall ABS CONSULTING (SVP)



SERVICE LOADS FOR SPECIAL JOIST

JOIST TYPE	LOAD DIAGRAM 1			LOAD DIAGRAM 2			LOAD DIAGRAM 3		
	DL	LL	SNOW	a	pLL	b	qLL	c	pLL
20KSP1	90	95	105					6-6	238
18KSP1	86	90	91			4-4	180		
18KSP2	86	90	91	4-4	180				

NOTE:
SEE PLAN FOR LOADS FROM MECHANICAL ROOF TOP UNITS, COORDINATE EXACT LOCATIONS w/ MECHANICAL CONTRACTOR

ROOF FRAMING PLAN
SCALE: 1/8"=1'-0"

NOTES:
1. ROOF CONSTRUCTION: 1 1/2"x22 GA WIDE RIB, PAINTED METAL DECK, UNO. SEE SHEET S2.2 FOR CANOPY ROOF CONSTRUCTION.
2. BOTTOM OF METAL DECK (B.M.D.I.E.L.) = SEE PLAN
3. JOIST SUPPLIER TO COORDINATE POINT LOADS FOR BASKETBALL GOALS WITH MANUFACTURER.
4. JOIST END DESIGNATED w/ AN ASTERISK (*) TO HAVE AN EXTENDED BOTTOM CHORD PER TYPICAL STRUT END JOIST DETAILS ON S11
5. ▶ ON PLAN DENOTES MOMENT CONNECTIONS, SEE TYPICAL DETAILS ON S50.
6. P: ON PLAN DENOTES DRAG STRUT SERVICE AXIAL LOAD. DESIGN CONNECTIONS ACCORDINGLY.

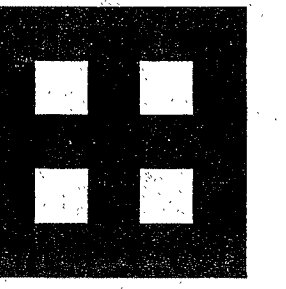
THE EXISTING DIMENSIONS AND ELEVATIONS SHOWN ARE NOT AS-BUILT DIMENSIONS BUT WERE OBTAINED FROM THE ORIGINAL STRUCTURAL DRAWINGS AND OTHER DRAWINGS AND DOCUMENTS. IT IS THE RESPONSIBILITY OF CONTRACTOR TO FIELD VERIFY ALL DIMENSIONS, ELEVATIONS AS REQUIRED PRIOR TO BEGINNING CONSTRUCTION, FABRICATION, ETC.

The Professional Engineer whose personal seal and signature appears on this page assumes responsibility only for what appears on this page and declines to assume any liability for any errors or omissions on any other pages, plans, specifications, estimates, reports, or other documents or drawings not sealed by the Professional Engineer. Nothing is, or is intended to be used for, any part of any project of the engineering project to which this page refers.

© 2002 BY ABS CONSULTING

NO	DATE	REVISIONS

PROJECT NO. 01403 SHEET NO. S2.1
DRAWN BY: PWN
CHECKED BY: JNR
DATE: NOVEMBER 1, 2002
CONSTRUCTION/BID DRAWINGS



**Fletcher::
Architects, Inc.**

ARCHITECTURE • PLANNING • INTERIORS
1906 NORTH SIGNAL HILLS DRIVE
KIRKWOOD, MO 63122
TEL. (314) 965-6333
FAX (314) 965-8997
info@fletcher-architects.com

CONSULTANTS

CIVIL ENGINEER:

FRONTENAC ENGR. GROUP, INC.
35 SUMNER DR.
ST. LOUIS, MO 63143
PHONE (314) 644-2200
FAX (314) 644-0445

STRUCT. ENGINEER:

ABS CONSULTING
1544 LACROIX PARKWAY
ST. LOUIS, MO 63146
PHONE (314) 646-7007
FAX (314) 644-0722

M.E.P. ENGINEER:

SSC ENGINEERING
500 SHERIDAN ST. ST. LOUIS BLDG.
CHESTERFIELD, MO 63006
PHONE (314) 630-7770
FAX (314) 630-7877

HARDWARE CONSULTANT

6556 PIERRE CT.
ST. LOUIS, MO 63128
PHONE (314) 637-7775
FAX (314) 643-2242

KITCHEN CONSULTANTS

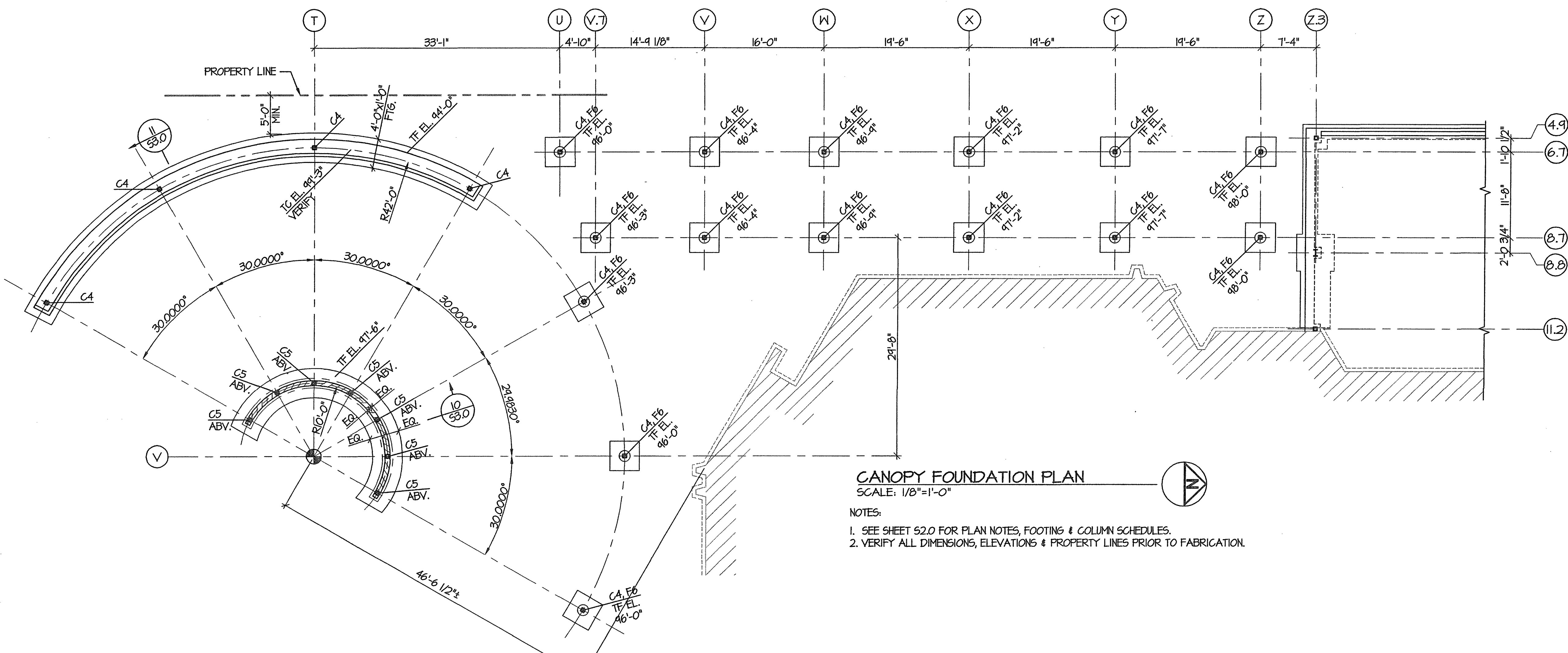
THE GUNNER GROUP
3801 WATSON ROAD
ST. LOUIS, MO 63109
PHONE (314) 646-2867
FAX (314) 646-3208

LANDSCAPE ARCHITECT

ARTS TRAD. AND ASSOC.
2911 LOCUST, 2ND FLOOR
ST. LOUIS, MO 63103
PHONE (314) 436-9869
FAX (314) 436-9190

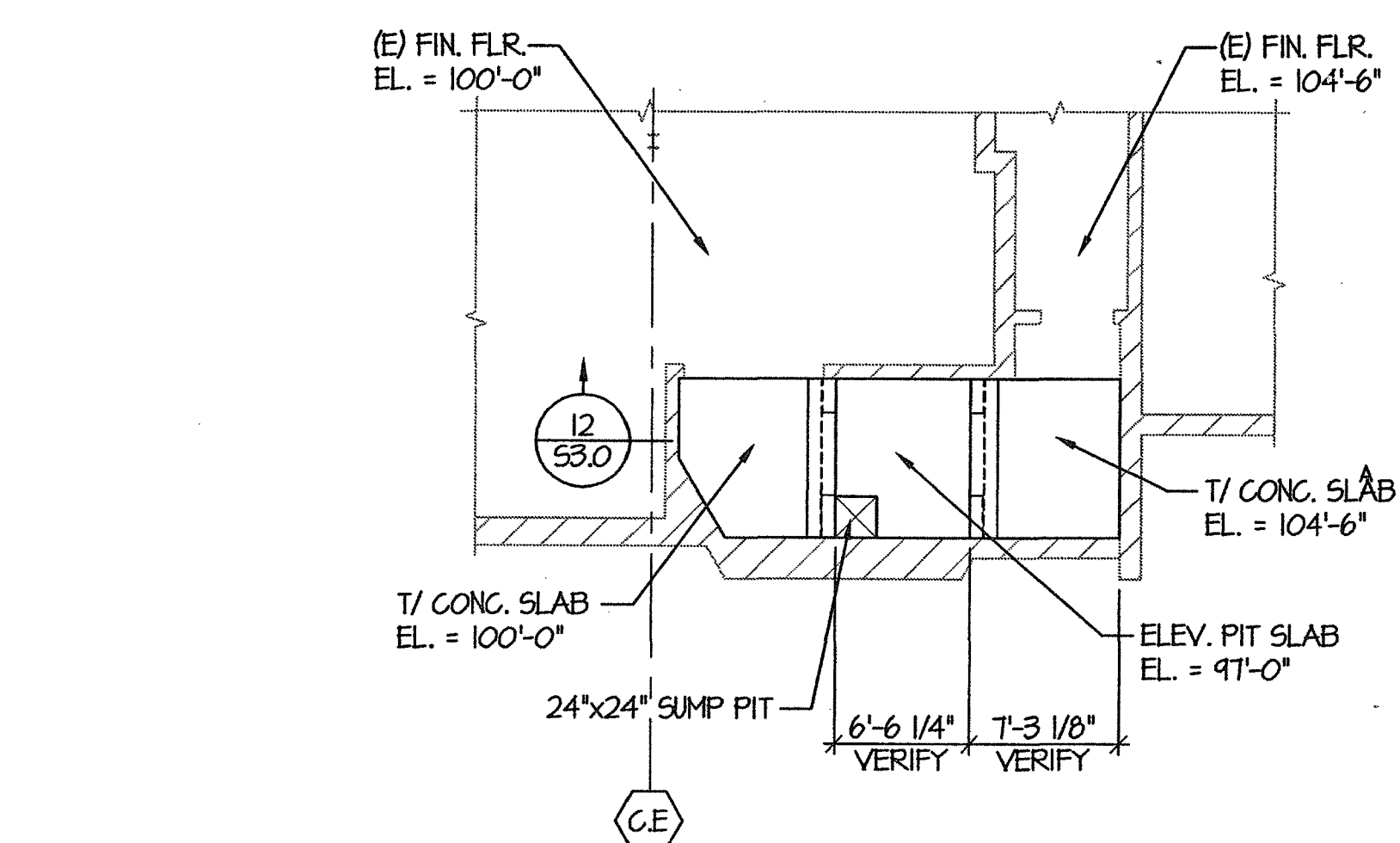
INTERIOR DESIGN

OTCOLE DESIGN ASSOC.
124 WEST JEFFERSON
KIRKWOOD, MO 63122
PHONE (314) 908-1906
FAX (314) 908-1906

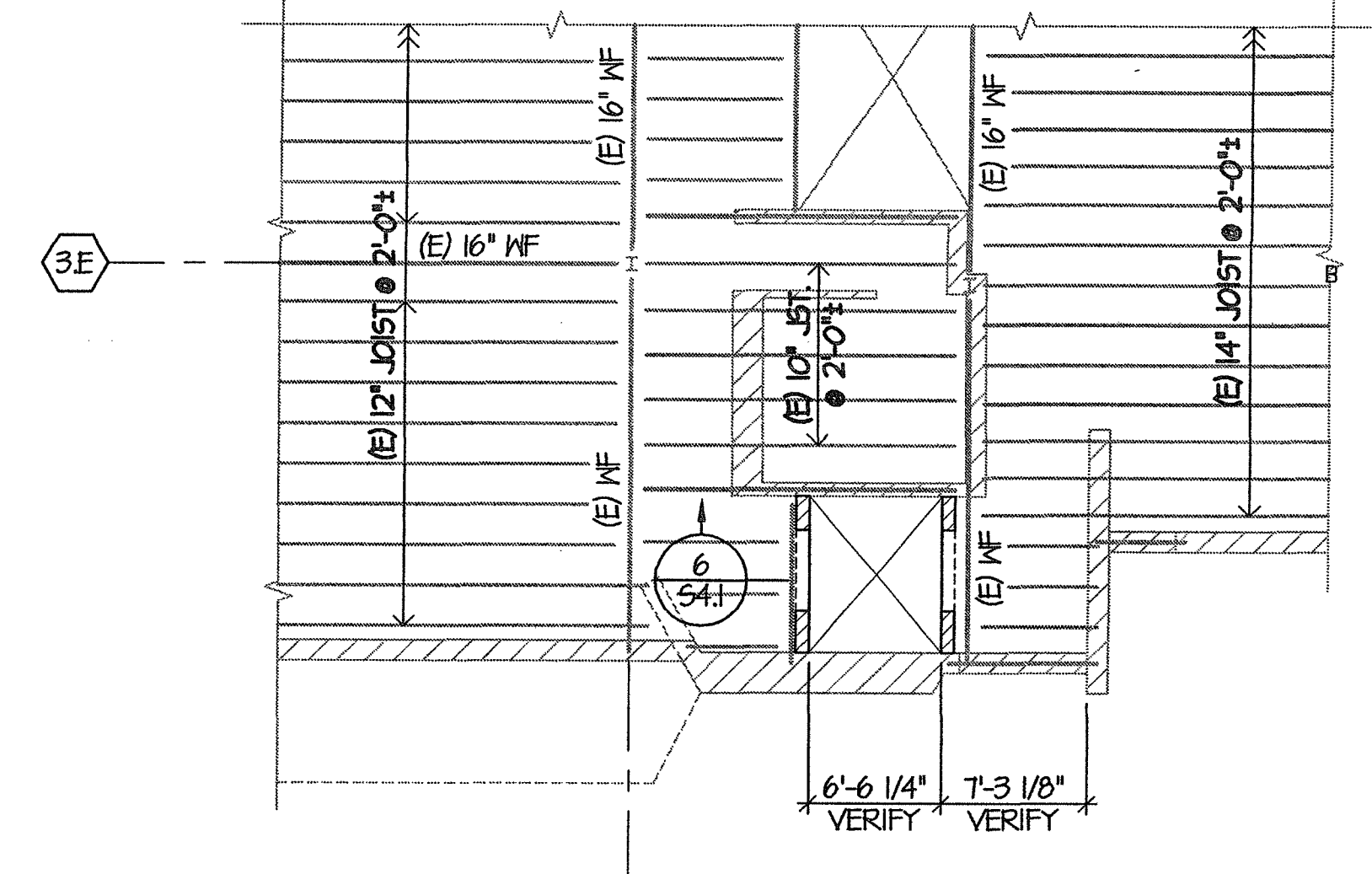


CANOPY FOUNDATION PLAN
SCALE: 1/8"=1'-0"

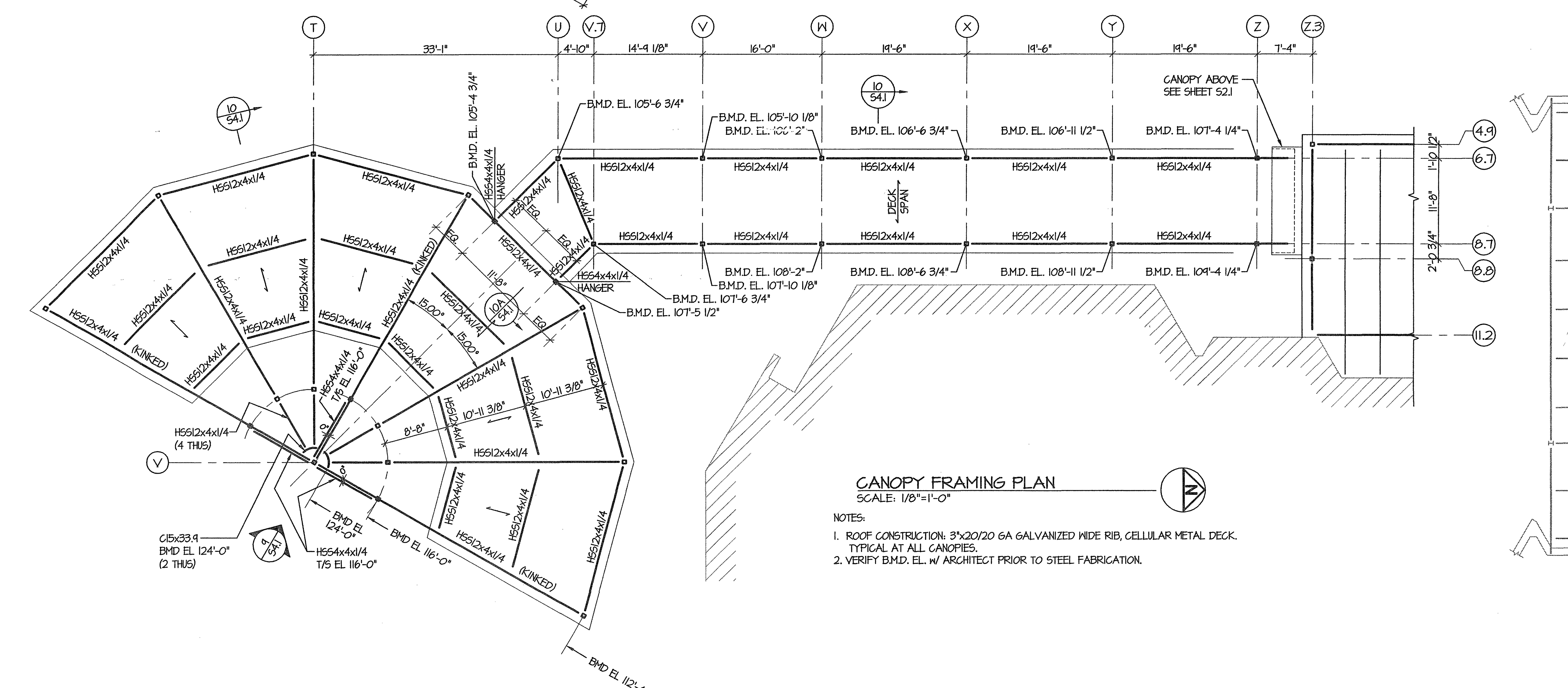
NOTES:
1. SEE SHEET S2.0 FOR PLAN NOTES, FOOTING & COLUMN SCHEDULES.
2. VERIFY ALL DIMENSIONS, ELEVATIONS & PROPERTY LINES PRIOR TO FABRICATION.



PARTIAL EXISTING FOUNDATION PLAN
SCALE: 1/8"=1'-0"

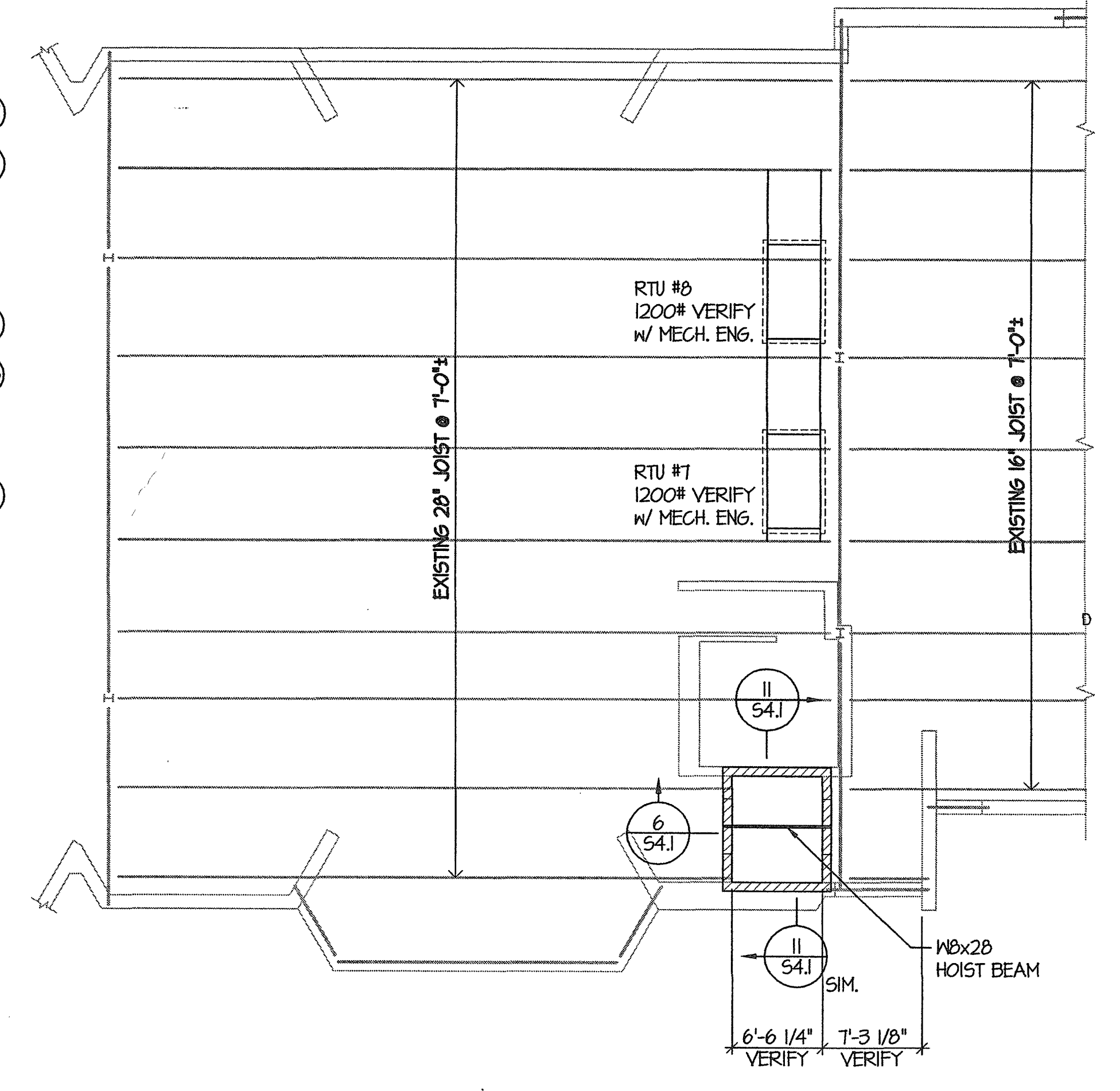


PARTIAL EXIST. SECOND FLOOR FRAMING PLAN
SCALE: 1/8"=1'-0"



CANOPY FRAMING PLAN
SCALE: 1/8"=1'-0"

NOTES:
1. ROOF CONSTRUCTION: 3x20/20 GA GALVANIZED WIDE RIB, CELLULAR METAL DECK. TYPICAL AT ALL CANOPIES.
2. VERIFY B.M.D. EL. W/ ARCHITECT PRIOR TO STEEL FABRICATION.



PARTIAL EXISTING ROOF FRAMING PLAN
SCALE: 1/8"=1'-0"

THE EXISTING DIMENSIONS AND ELEVATIONS SHOWN ARE NOT AS-BUILT DIMENSIONS BUT WERE OBTAINED FROM THE ORIGINAL STRUCTURAL DRAWINGS AND OTHER DRAWINGS AND DOCUMENTS. IT IS THE RESPONSIBILITY OF CONTRACTOR TO FIELD VERIFY ALL DIMENSIONS, ELEVATIONS AS REQUIRED PRIOR TO BEGINNING CONSTRUCTION, FABRICATION, ETC.


PROJECT:
ADDITION AND RENOVATIONS TO
McKnight Road
Church of Christ
2515 SOUTH MCKNIGHT ROAD
ST. LOUIS, MO 63124

The Professional Engineer whose personal seal and signature appears on this page assumes responsibility only for what appears on this page and disclaims responsibility for the entire project. No responsibility for all other pages, plans, specifications, estimates, reports, or other documents or instruments not made by this Professional Engineer, whether or not, or intended to be used for, any part of the project for which this page appears.

© 2002 BY ABS CONSULTING

NO.	DATE	REVISIONS

PROJECT NO. 01403
SHEET NO. **S2.2**
DRAWN BY: PWH
CHECKED BY: JNR
DATE: NOVEMBER 1, 2002
CONSTRUCTION/BID DRAWINGS



**Fletcher::
Architects, Inc.**

ARCHITECTURE ■ PLANNING ■ INTERIORS
1905 NORTH SIGNAL HILLS DRIVE
KIRKWOOD, MO. 63122
TEL. (314) 965-6333
FAX (314) 965-6097
info@fletcher-architects.com

CONSULTANTS

CIVIL ENGINEER:
FRONTIAC ENGR. GROUP, INC.
16 SUNNEN DR.
ST. LOUIS, MO 63152
PHONE (314) 844-2300
FAX (314) 844-0645

STRUCT. ENGINEER:
ABS CONSULTING
1848 LACKLAND HILLS PARKWAY
ST. LOUIS, MO 63146
PHONE (314) 994-7007
FAX (314) 994-0728

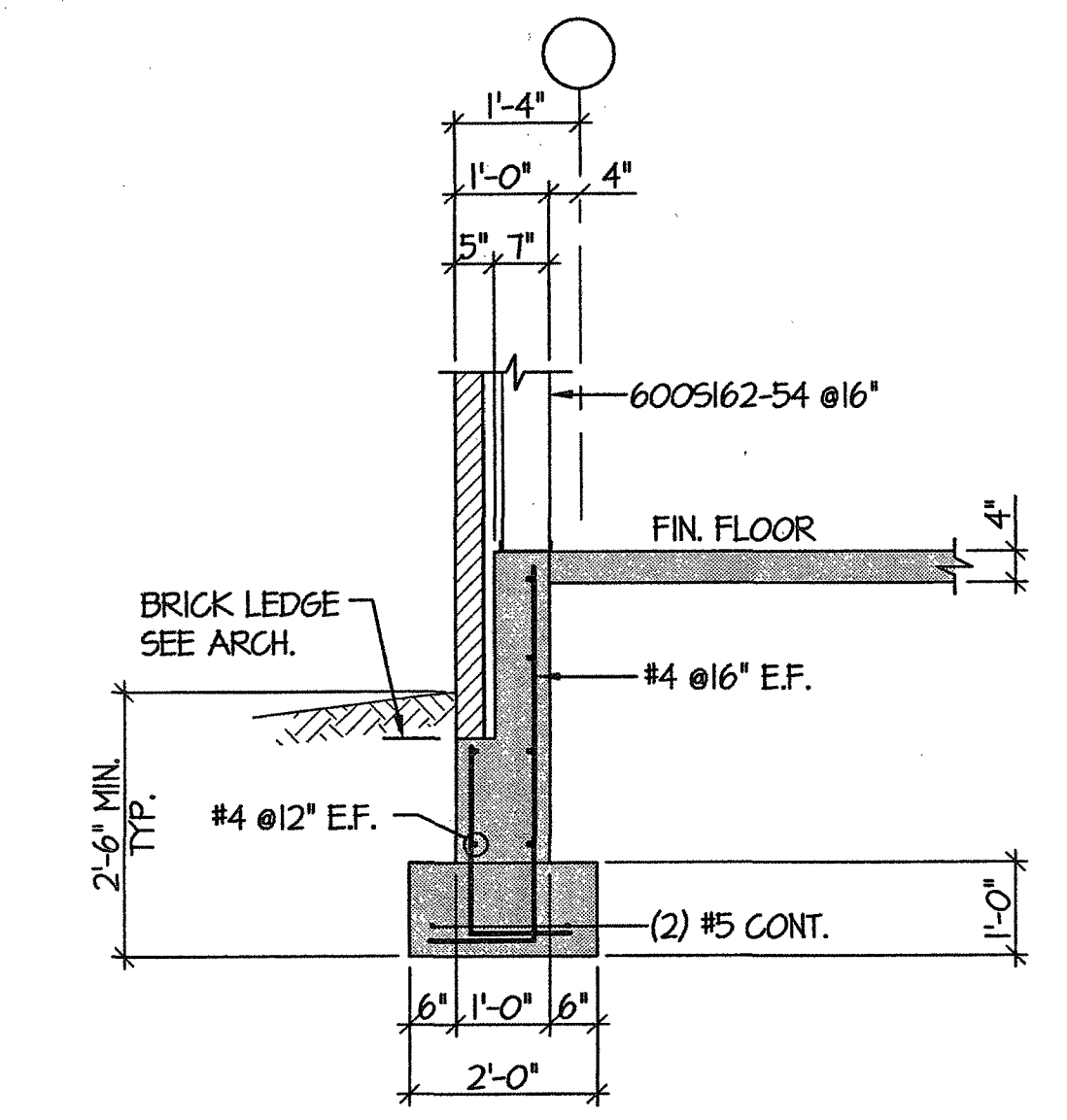
M.E.P. ENGINEER:
SAC ENGINEERING
680 SPRING OF ST. LOUIS BLVD.
CHESTERFIELD, MO 63005
PHONE (636) 630-7770
FAX (636) 630-7677

HARDWARE CONSULTANT
5585 PIERRE CT.
ST. LOUIS, MO 63128
PHONE (314) 487-7778
FAX (314) 489-8848

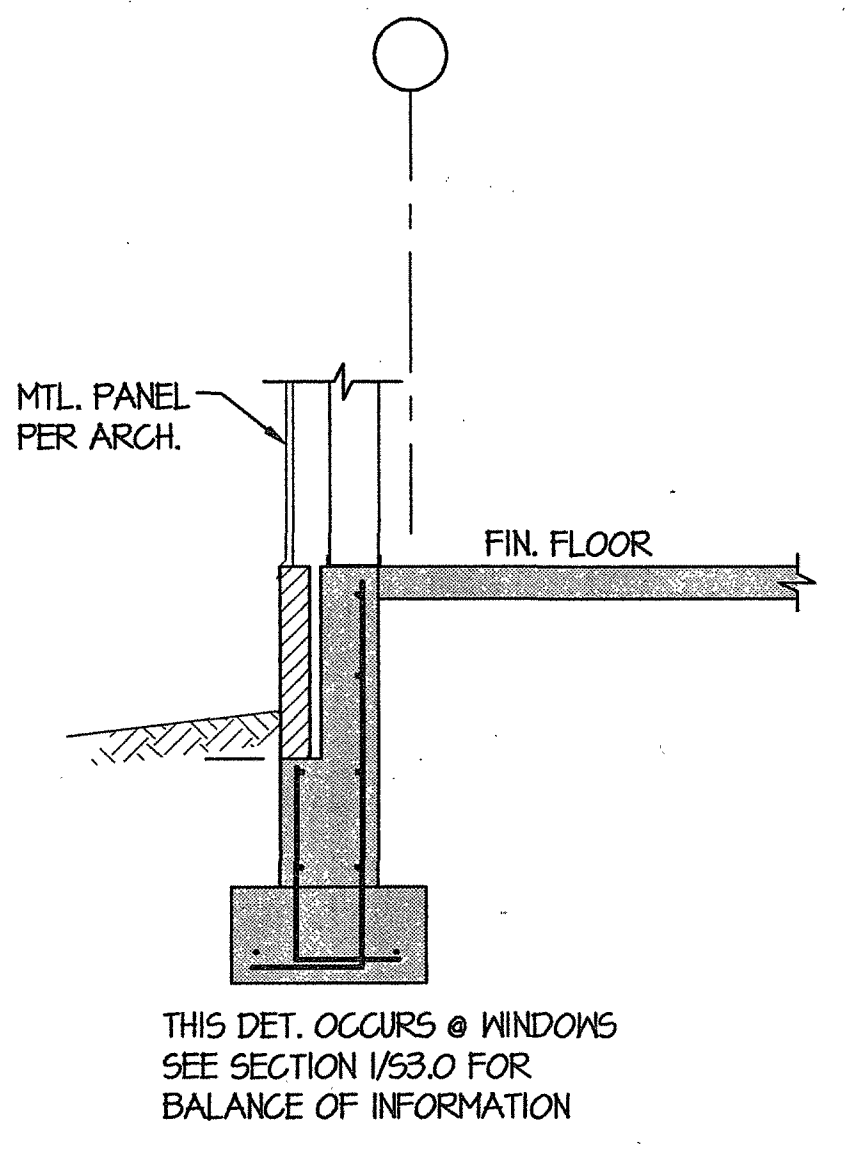
KITCHEN CONSULTANTS
THE GIBBER GROUP
3501 WATSON ROAD
ST. LOUIS, MO 63128
PHONE (314) 845-2387
FAX (314) 845-8208

LANDSCAPE ARCHITECT
AUSTIN TAO AND ASSOC.
2901 LOCUST, 2ND FLOOR
ST. LOUIS, MO 63103
PHONE (314) 436-3959
FAX (314) 436-0150

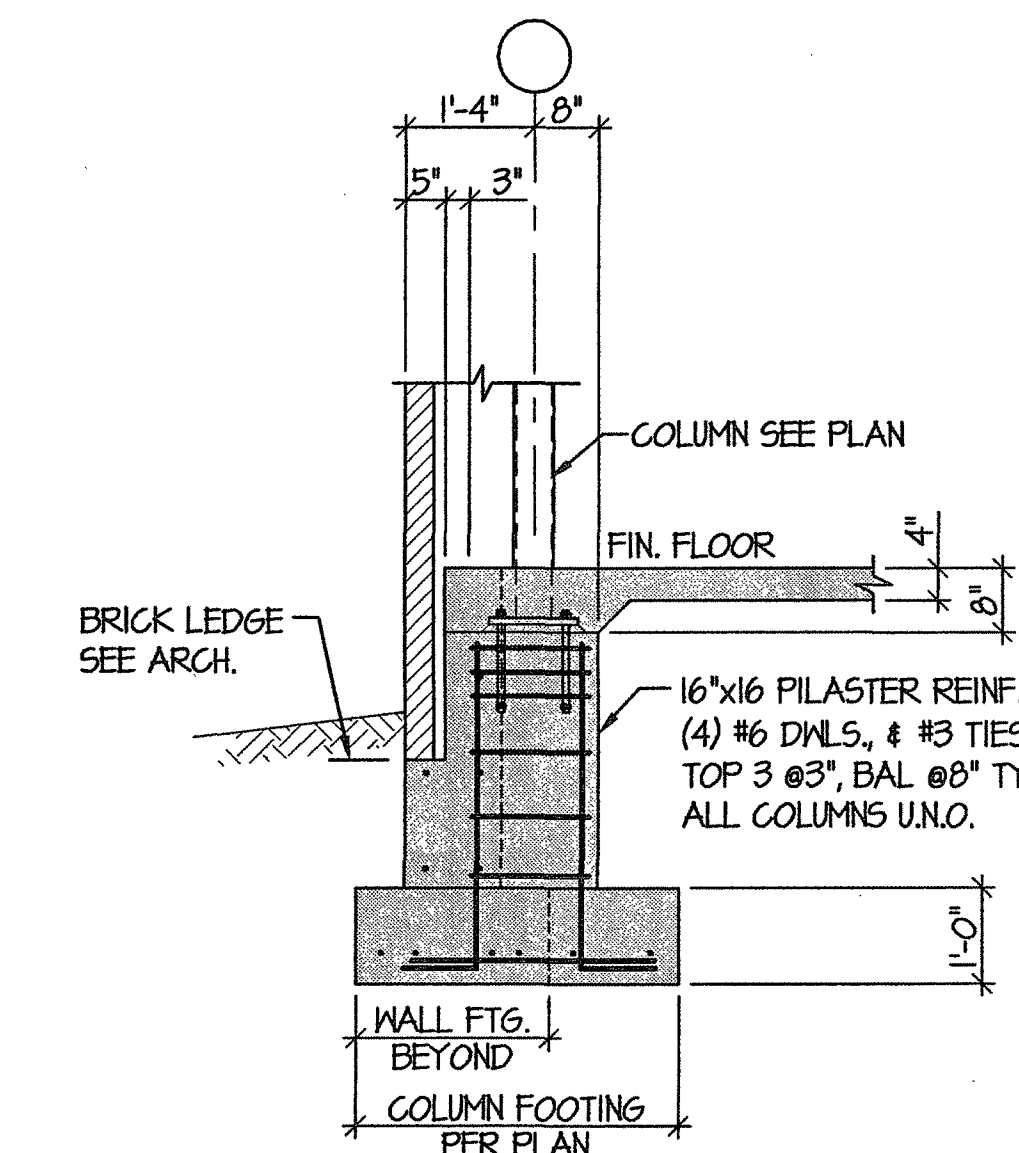
INTERIOR DESIGN
OTTOLE DESIGN ASSOC.
124 WEST JEFFERSON
KIRKWOOD, MO 63122
PHONE (314) 905-1005
FAX (314) 905-1005



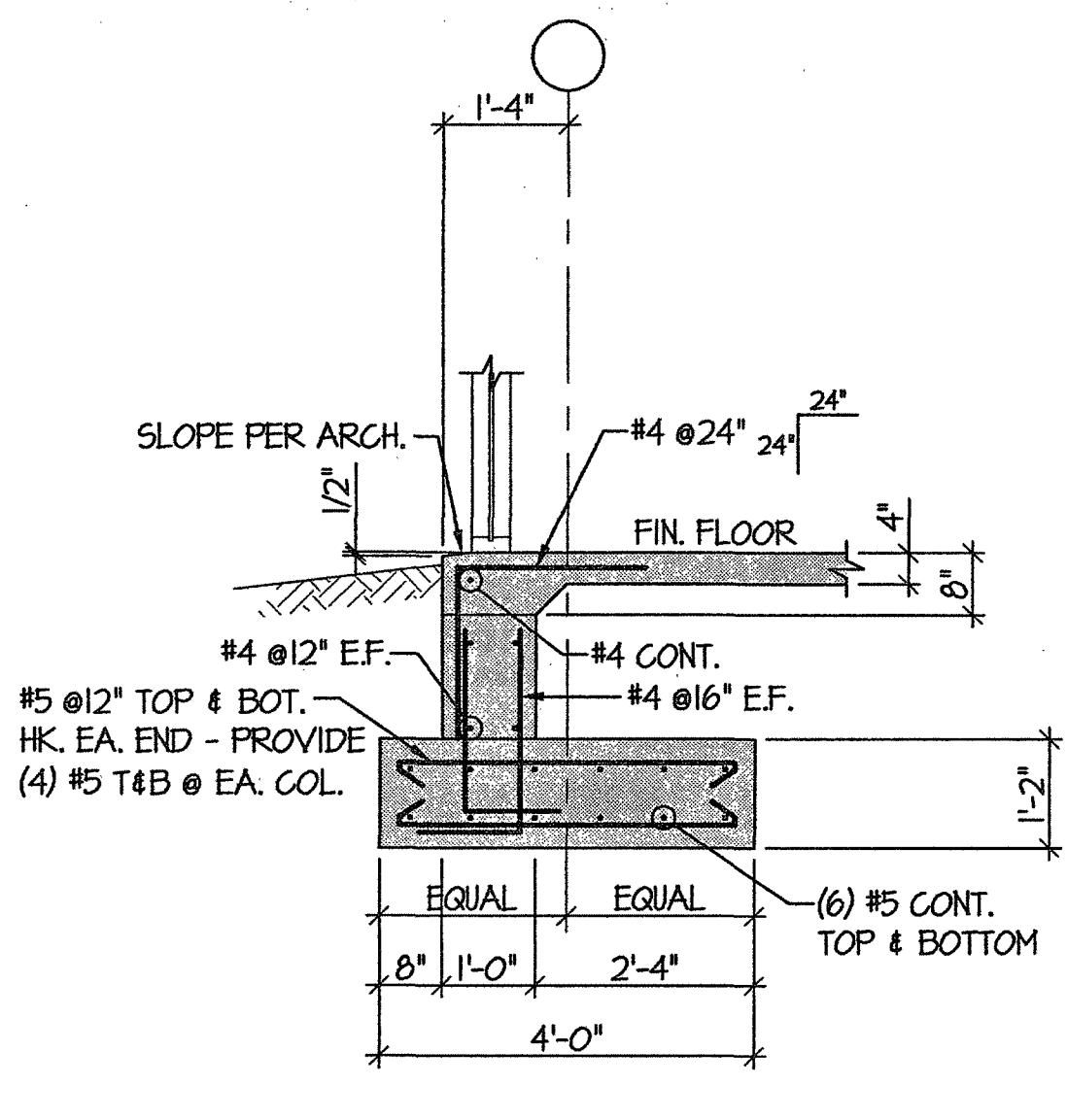
SECTION 1
SCALE: 1/2"=1'-0"
S3.0



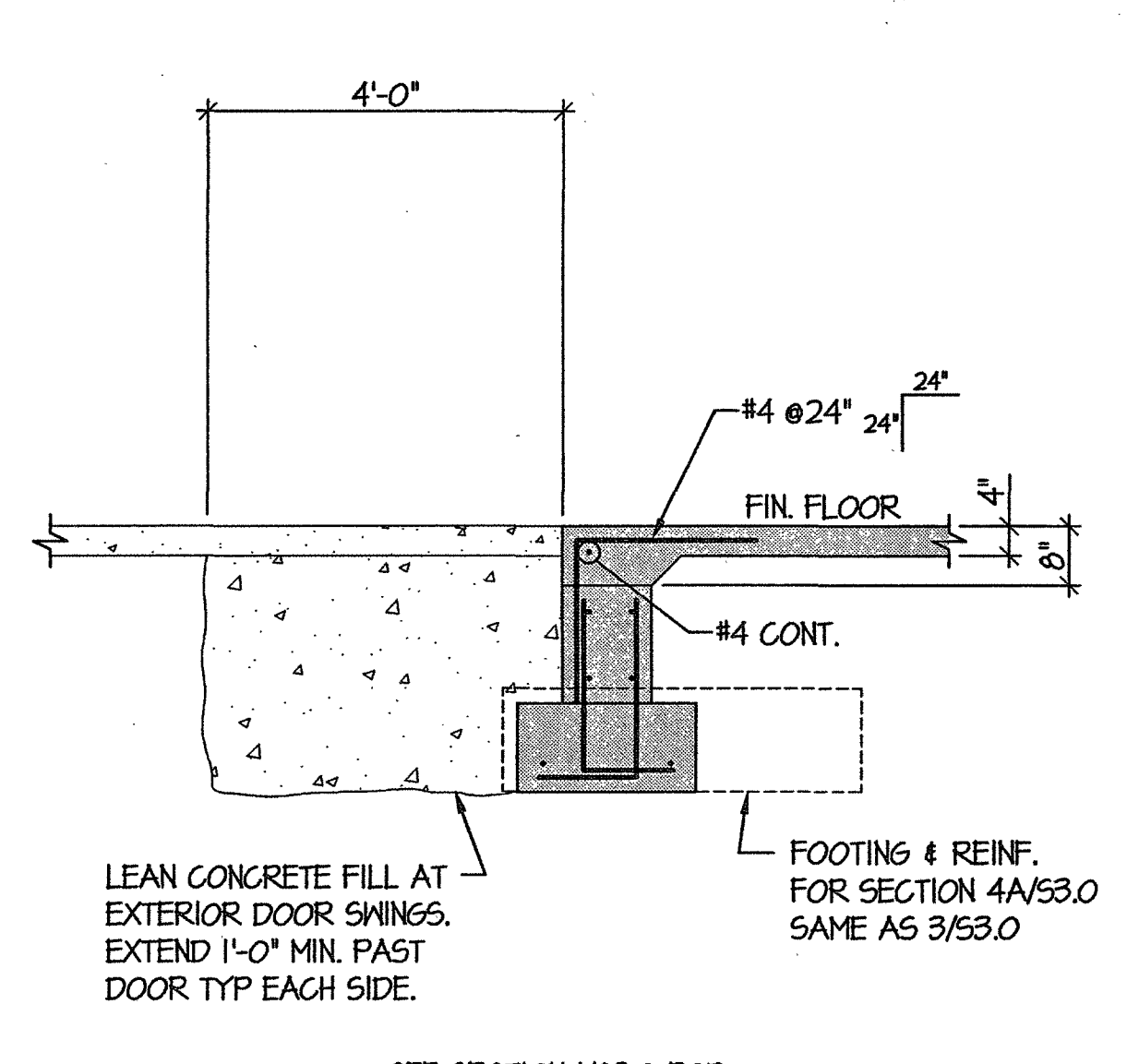
SECTION 1A
SCALE: 1/2"=1'-0"
S3.0



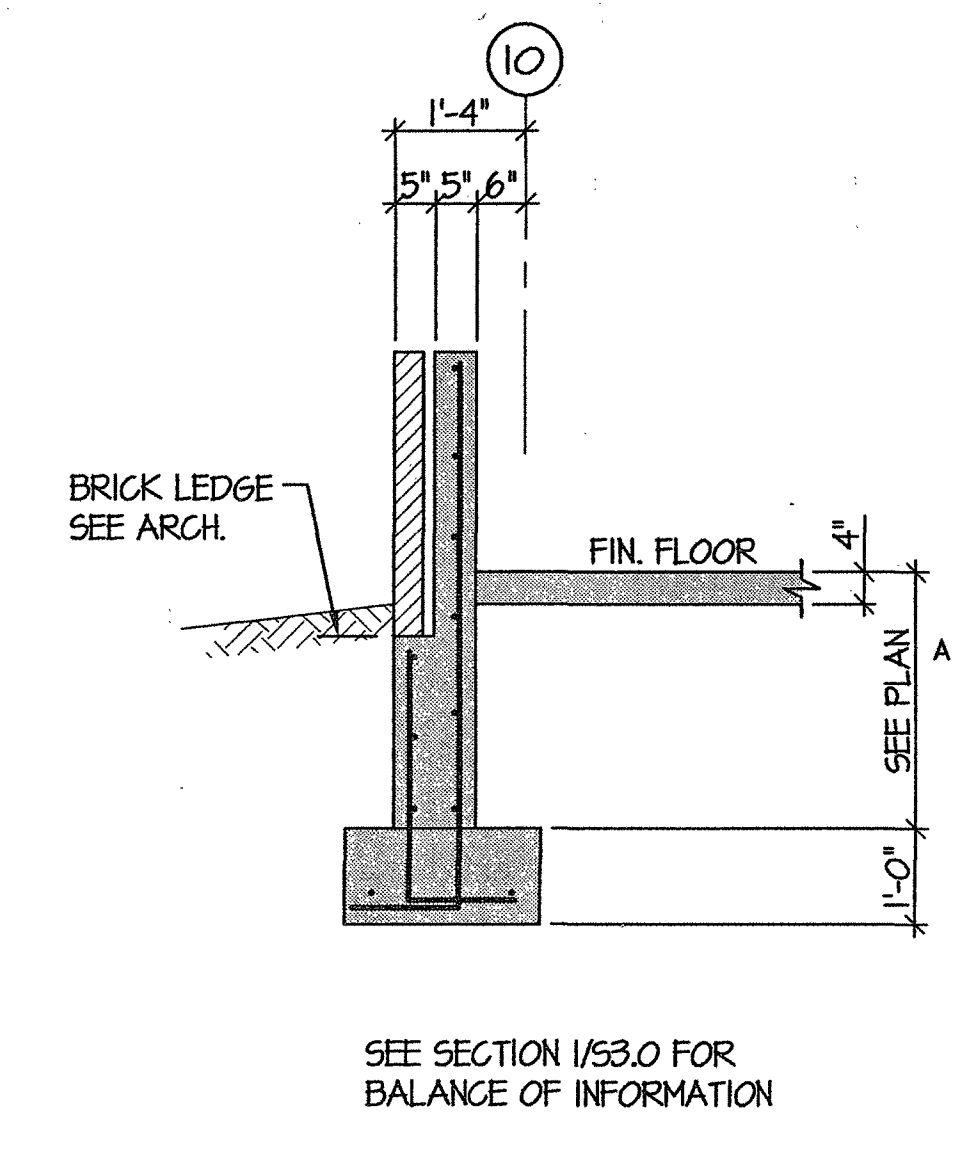
SECTION 2
SCALE: 1/2"=1'-0"
S3.0



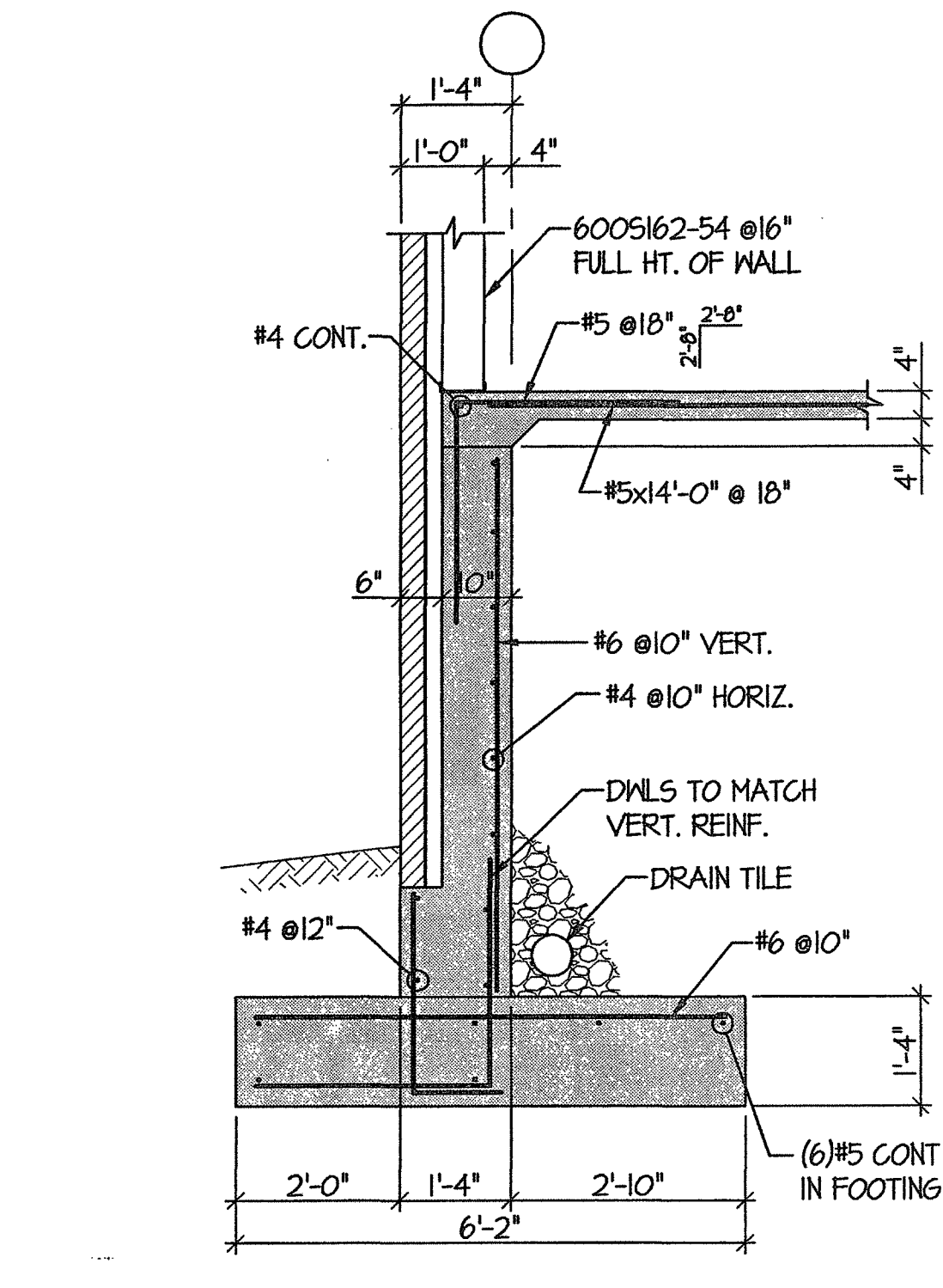
SECTION 3
SCALE: 1/2"=1'-0"
S3.0



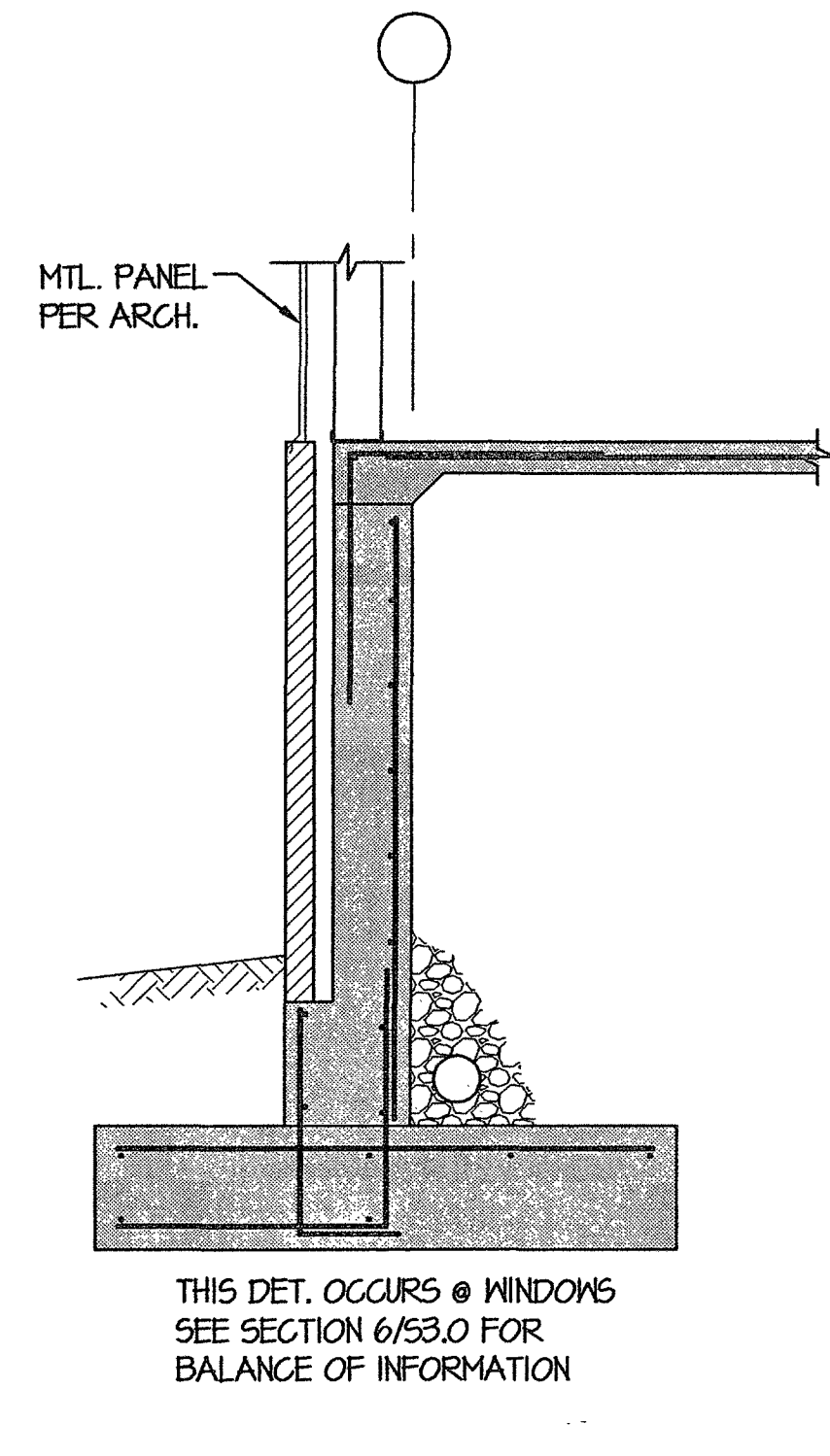
SECTION 4
SCALE: 1/2"=1'-0"
S3.0



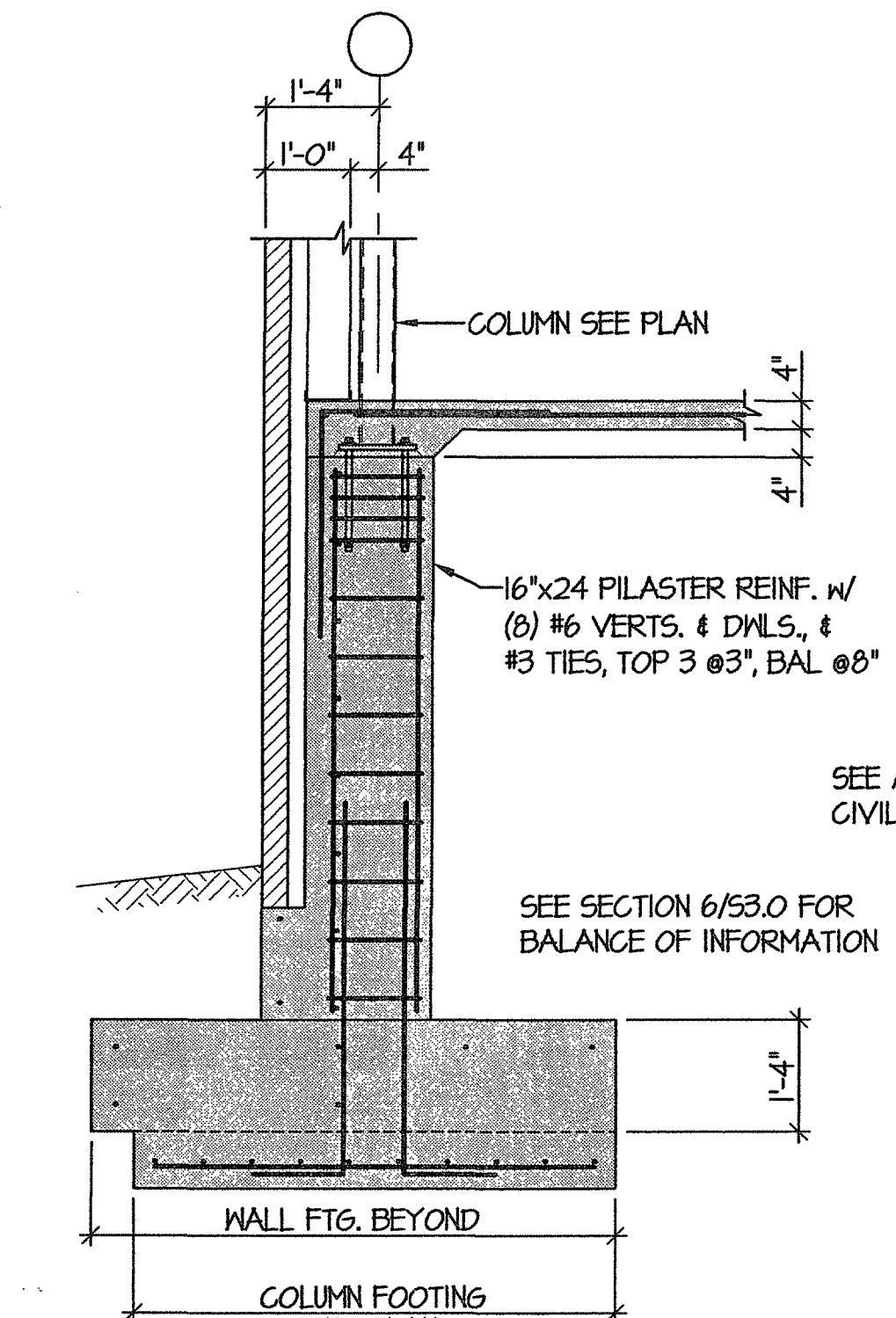
SECTION 5
SCALE: 1/2"=1'-0"
S3.0



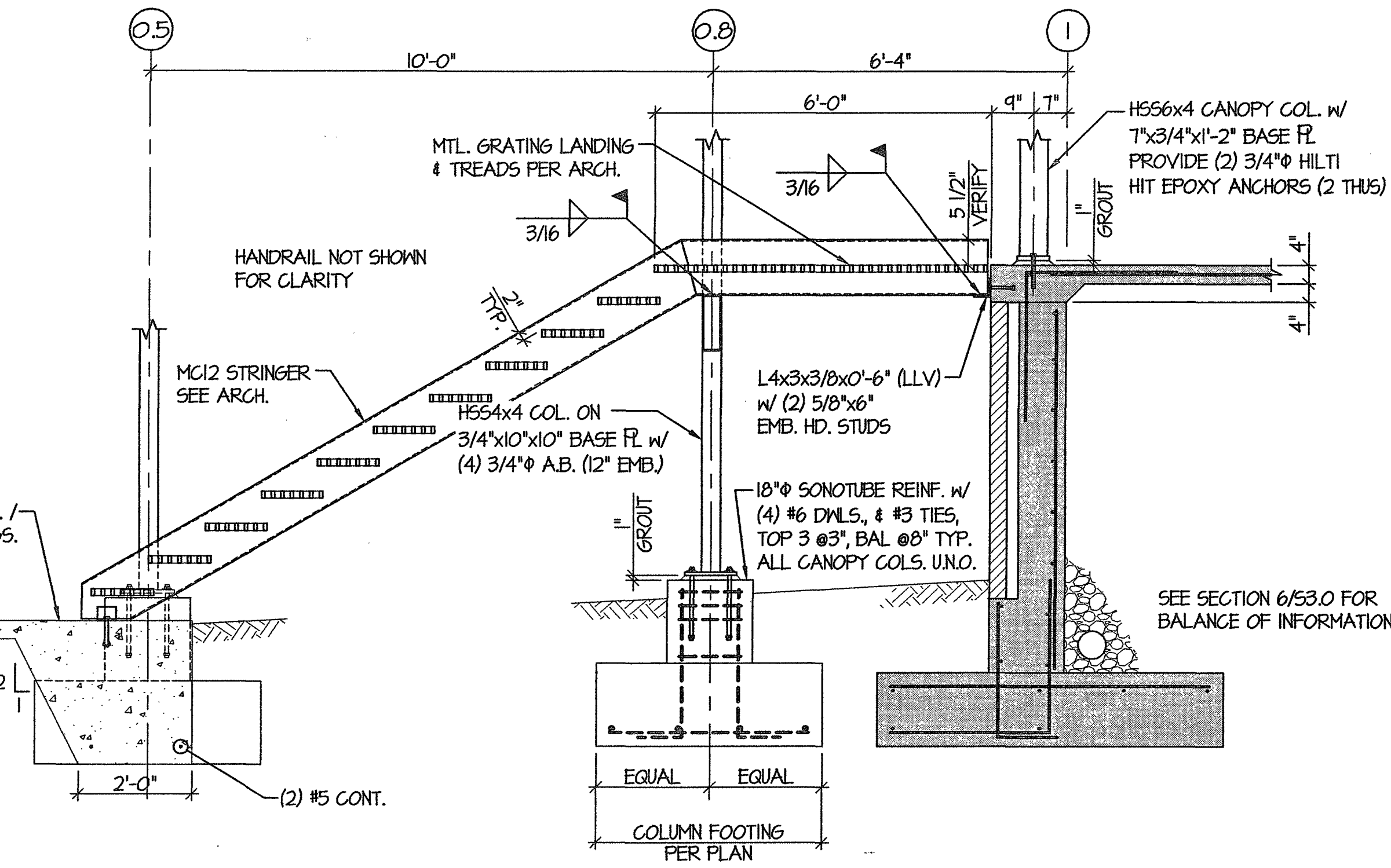
SECTION 6
SCALE: 1/2"=1'-0"
S3.0



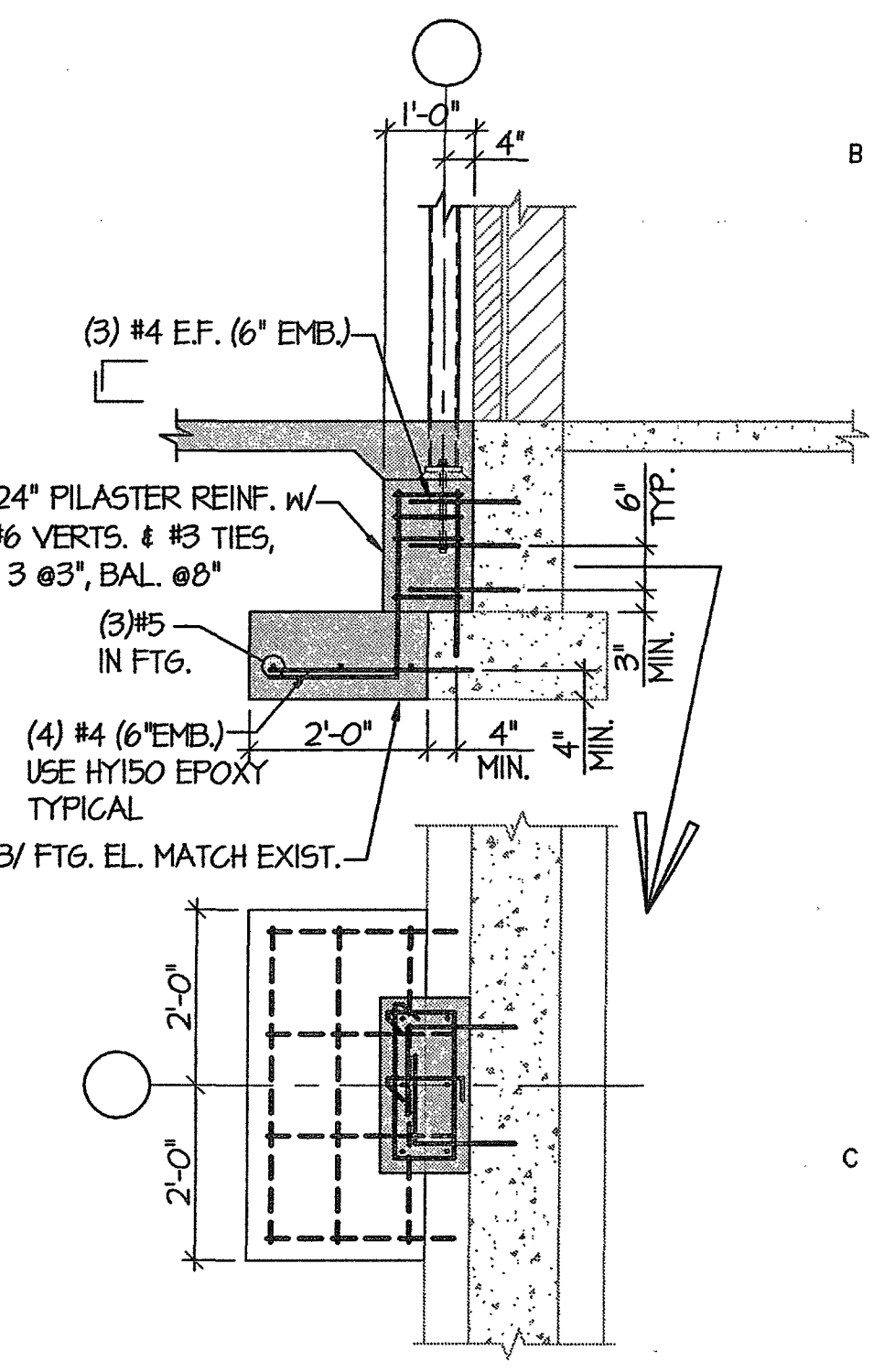
SECTION 6A
SCALE: 1/2"=1'-0"
S3.0



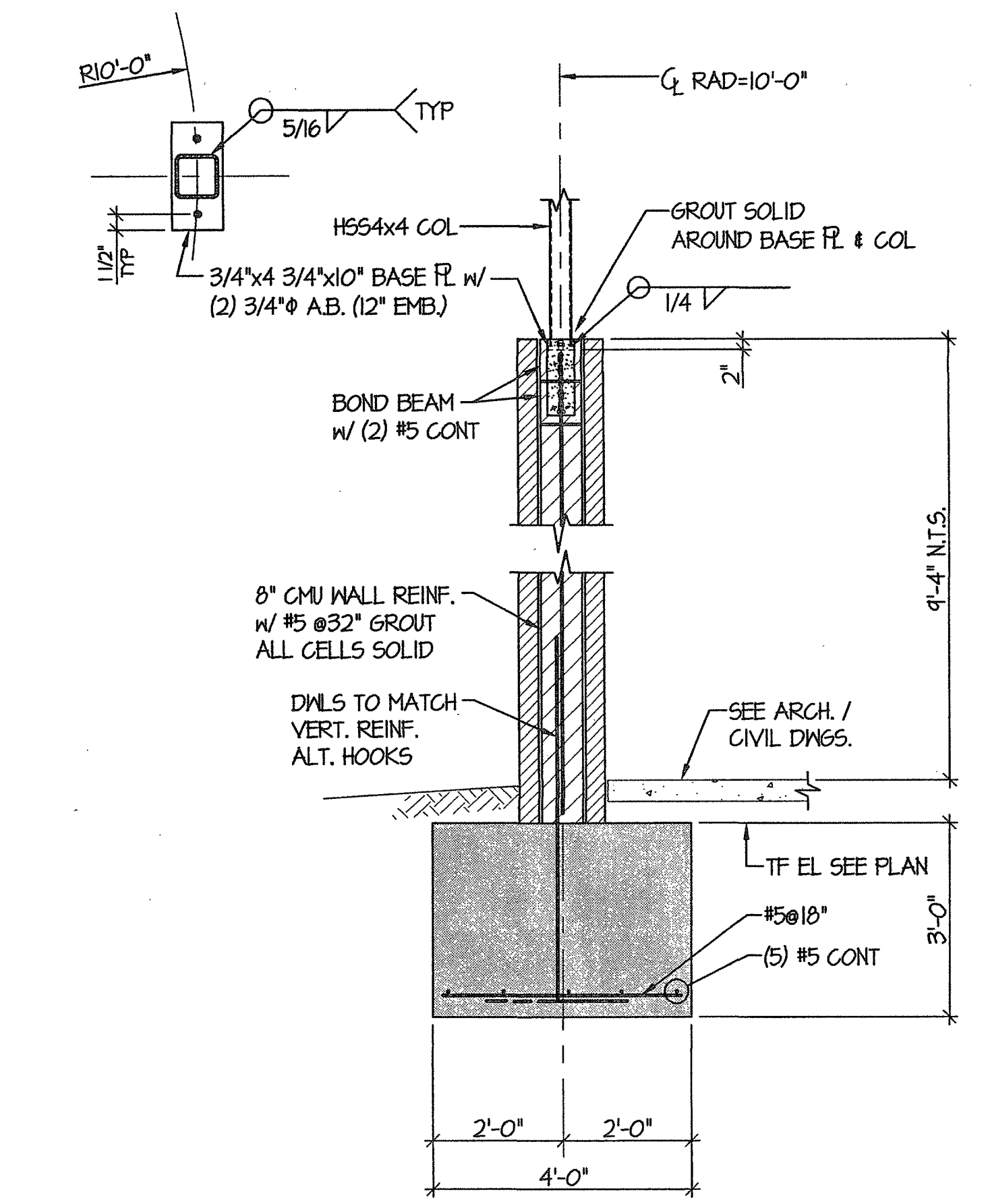
SECTION 7
SCALE: 1/2"=1'-0"
S3.0



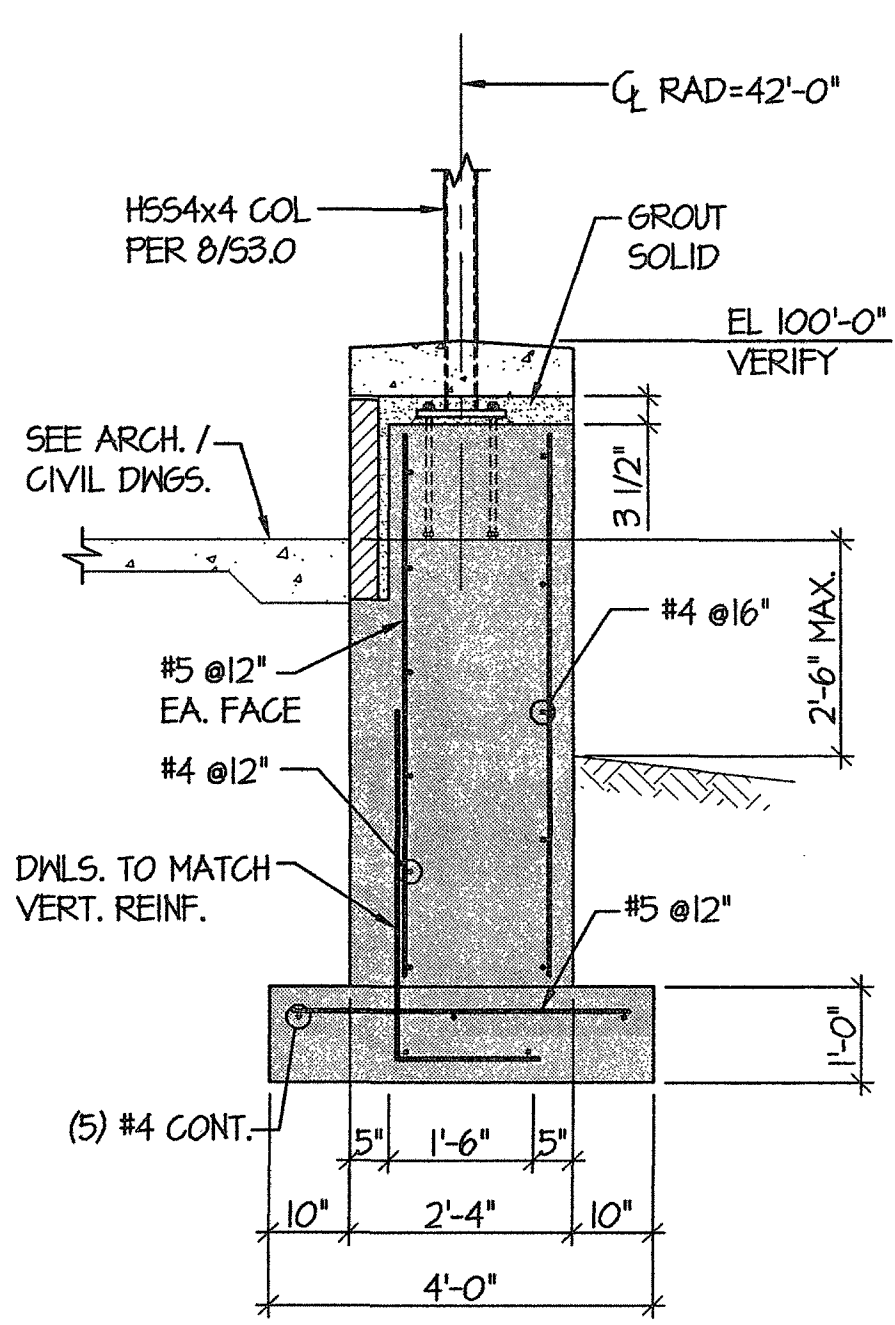
SECTION 8
SCALE: 1/2"=1'-0"
S3.0



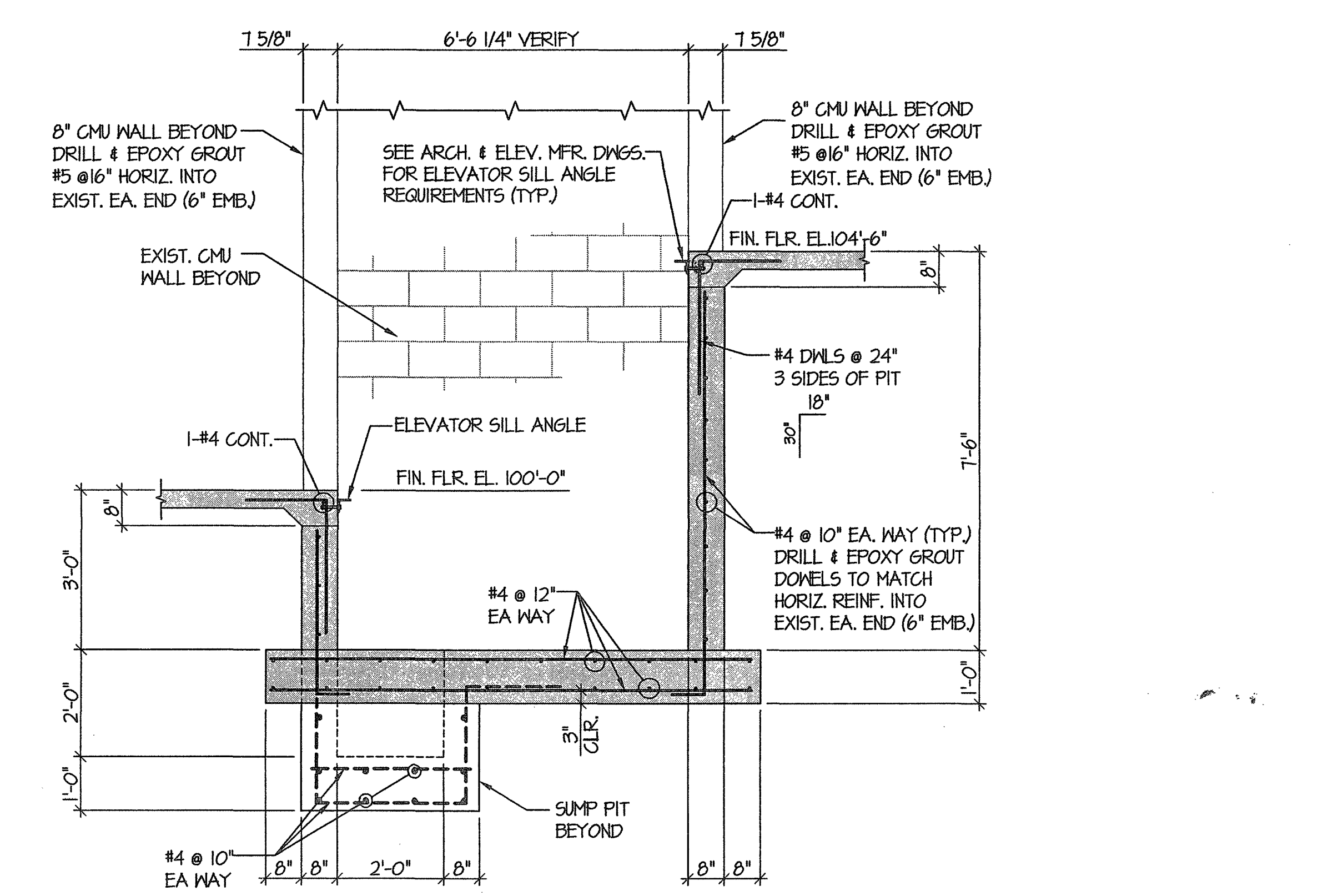
SECTION 9
SCALE: 1/2"=1'-0"
S3.0



SECTION 10
SCALE: 1/2"=1'-0"
S3.0



SECTION 11
SCALE: 1/2"=1'-0"
S3.0



SECTION 12
SCALE: 1/2"=1'-0"
S3.0

PROJECT:
**ADDITION AND RENOVATIONS TO
McKnight Road
Church of Christ**
2515 SOUTH MCKNIGHT ROAD
ST. LOUIS, MO 63124

The Professional Engineer whose personal seal and signature appears on this page assumes responsibility only for work shown on this page and declines (pursuant to Section 327.411 RSMo) any responsibility for all other notes, plans, specifications, conditions, reports, or other documents or instruments not issued by the Professional Engineer acting as, or intended to be used for, any part of parts of the engineering project to which this page refers.

© 2002 BY ABS CONSULTING


NO.	DATE	REVISIONS

PROJECT NO. 01403
DRAWN BY: PWN
CHECKED BY: JNR
DATE: NOVEMBER 1, 2002

SHEET NO. **S3.0**

CONSTRUCTION/BID DRAWINGS

R:\DWG\1078985 McKnightRd Church 085d3_0.dwg, 11/01/02 09:51:20 AM, pmarshall, ABS CONSULTING (ESE)



**Fletcher::
Architects, Inc.**

ARCHITECTURE ■ PLANNING ■ INTERIORS
1906 NORTH SIGNAL HILLS DRIVE
KIRKWOOD, MO. 63122
TEL. (314) 965-6333
FAX (314) 965-6977
INFO@FLETCHER-ARCHITECTS.COM

CONSULTANTS

CIVIL ENGINEER:
FRONTIAC ENGR. GROUP, INC.
16 SUNNEN DR.
ST. LOUIS, MO 63145
PHONE (314) 644-2500
FAX (314) 644-0848

STRUCT. ENGINEER:
ABS CONSULTING
1844 LACKLAND HILLS PARKWAY
ST. LOUIS, MO 63146
PHONE (314) 658-7707
FAX (314) 994-0722

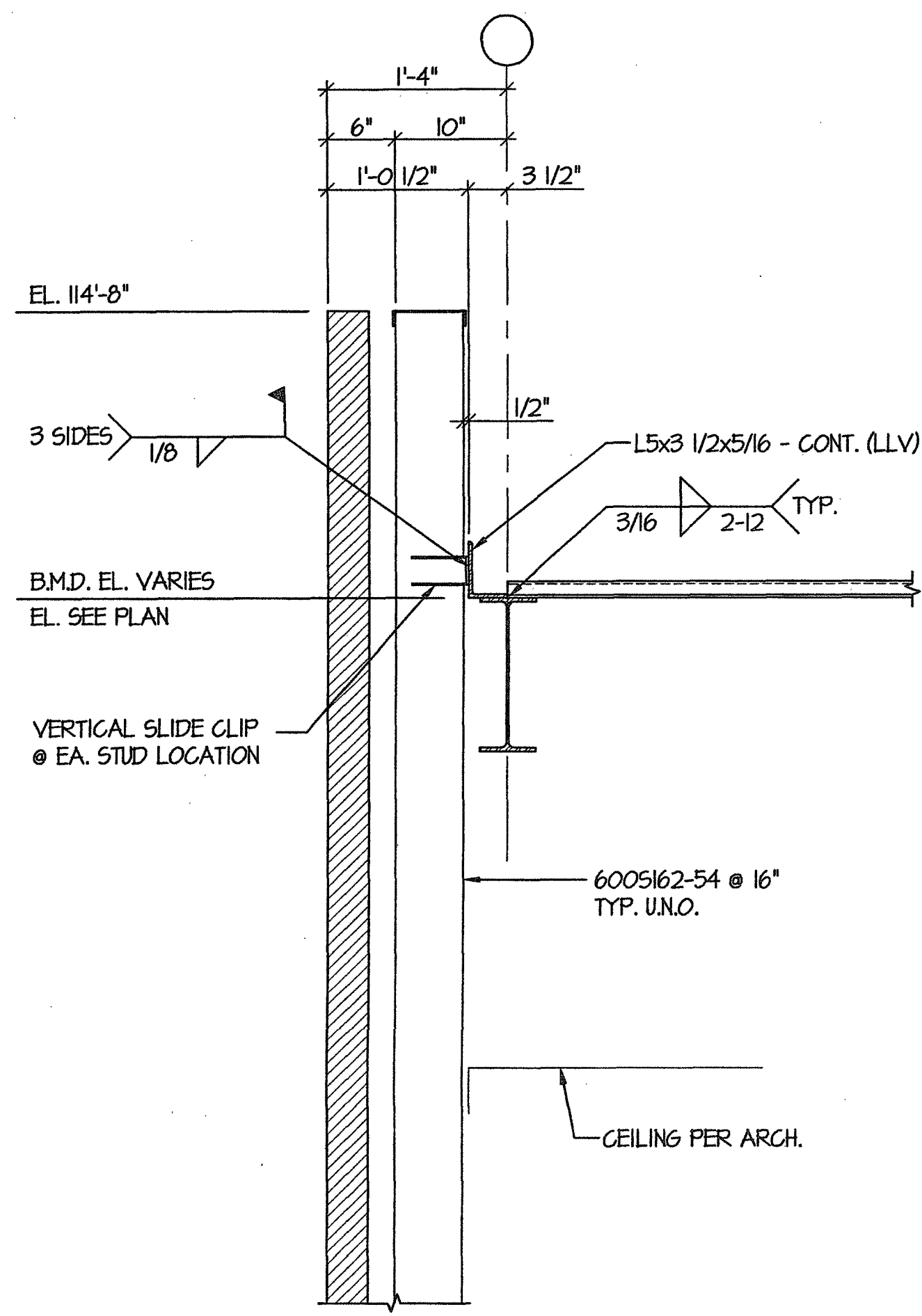
M.E.P. ENGINEER:
SBC ENGINEERING
650 SPIRIT OF ST. LOUIS BLVD.
CHESTERFIELD, MO 63006
PHONE (571) 530-7770
FAX (314) 530-7877

HARDWARE CONSULTANT
STO
8585 PIERRE CT.
ST. LOUIS, MO 63128
PHONE (314) 487-7778
FAX (314) 842-2548

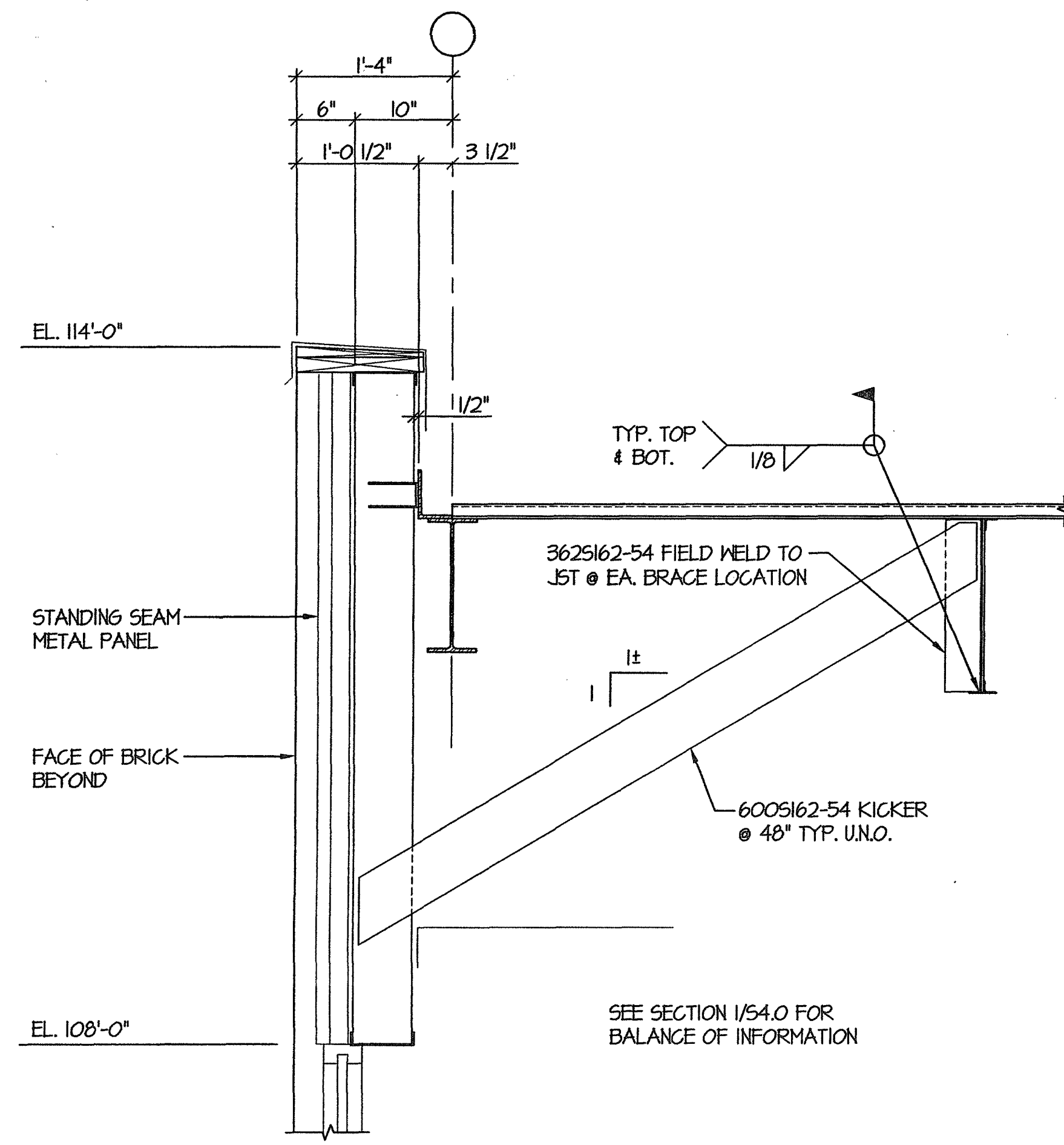
KITCHEN CONSULTANTS
THE KITCHEN GROUP
3501 WATSON ROAD
ST. LOUIS, MO 63109
PHONE (314) 846-2987
FAX (314) 846-2908

LANDSCAPE ARCHITECT
ADSTIM TAO, AIA AND ASSOC.
2101 LOCUST, 2ND FLOOR
ST. LOUIS, MO 63103
PHONE (314) 438-2999
FAX (314) 438-9100

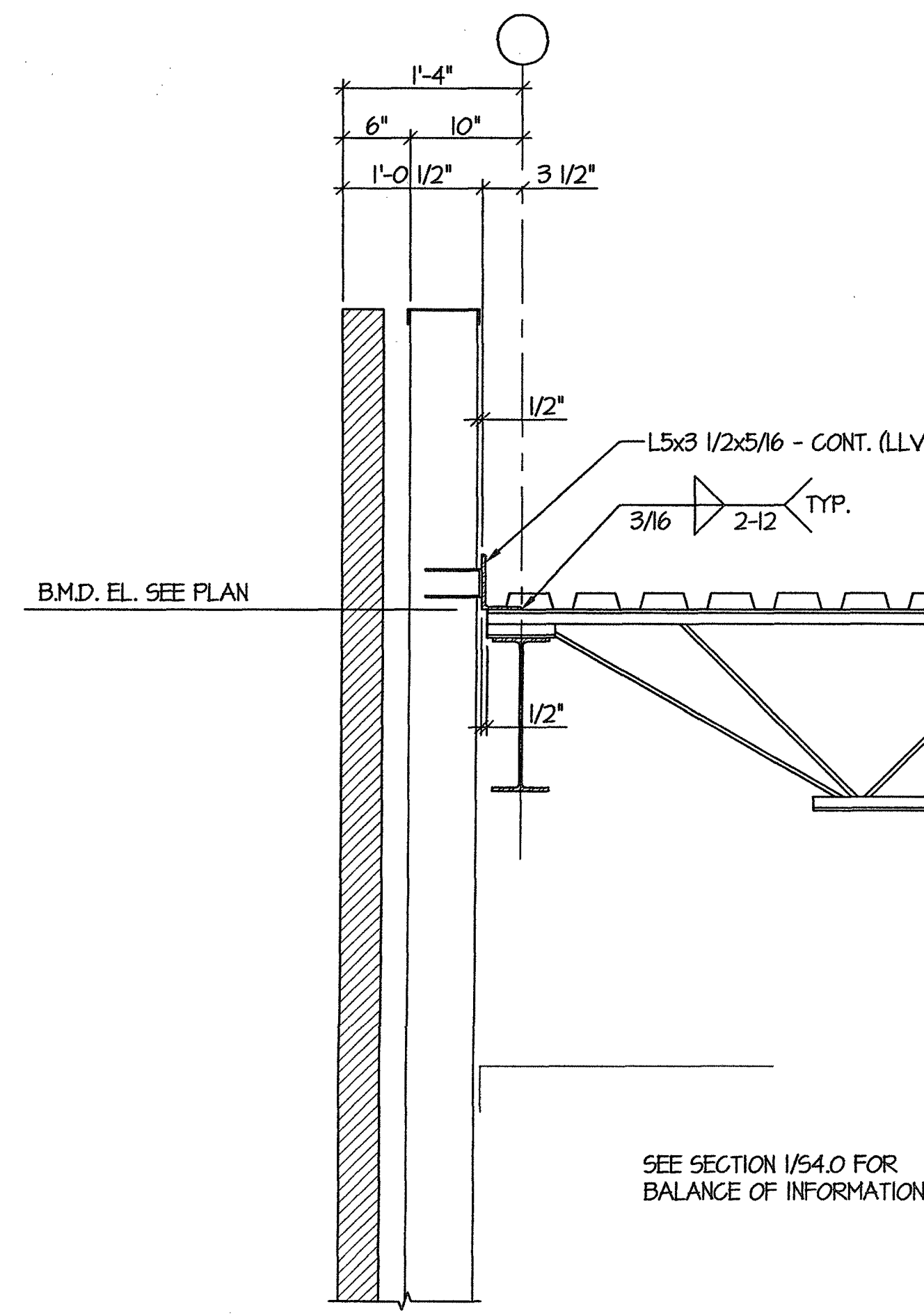
INTERIOR DESIGN
OTOOLE DESIGN ASSOC.
124 WEST JEFFERSON
KIRKWOOD, MO 63122
PHONE (314) 909-1906
FAX (314) 909-1906



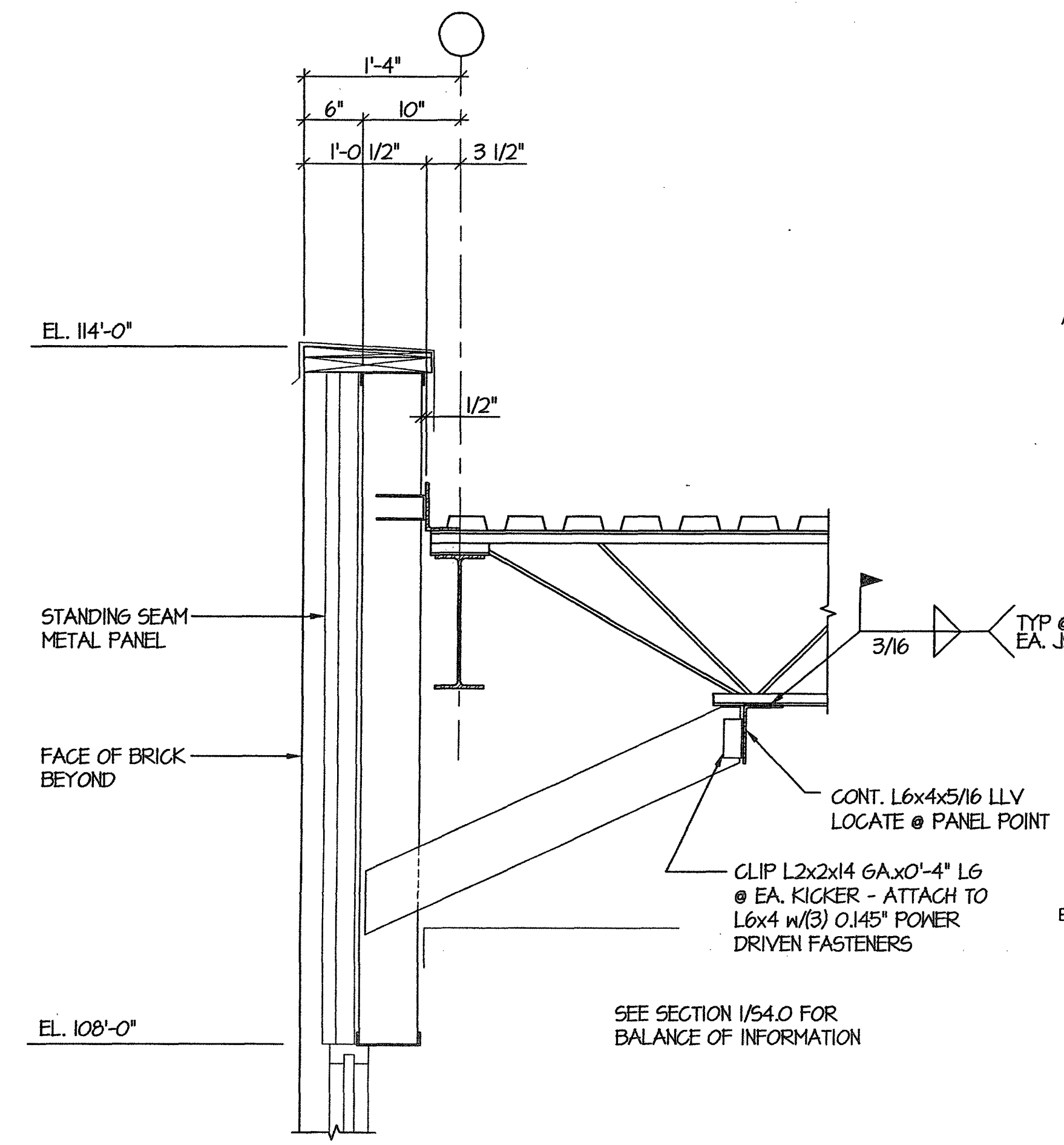
SECTION 1
SCALE: 1"=1'-0" 54.0



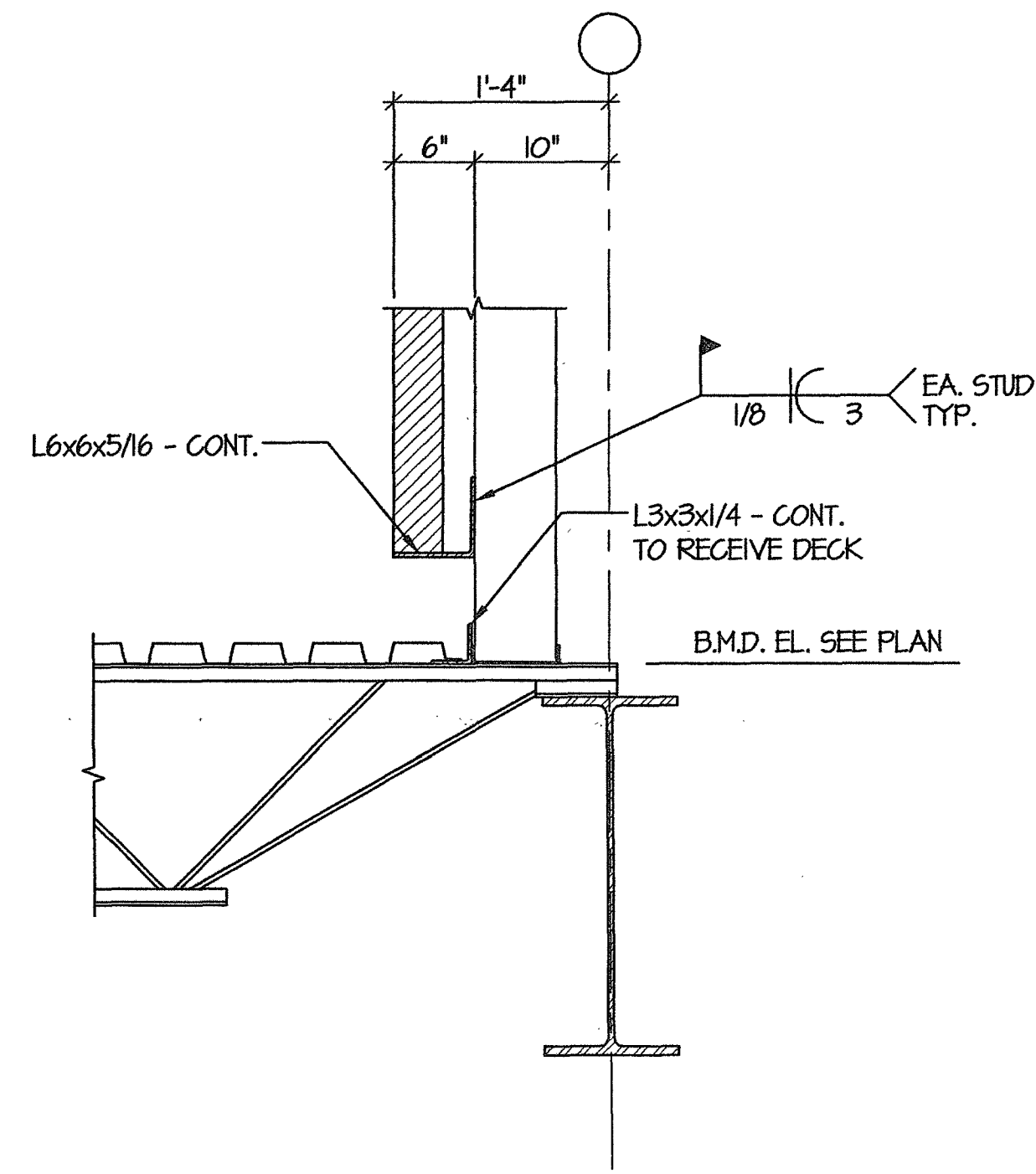
SECTION 2
SCALE: 1"=1'-0" 54.0



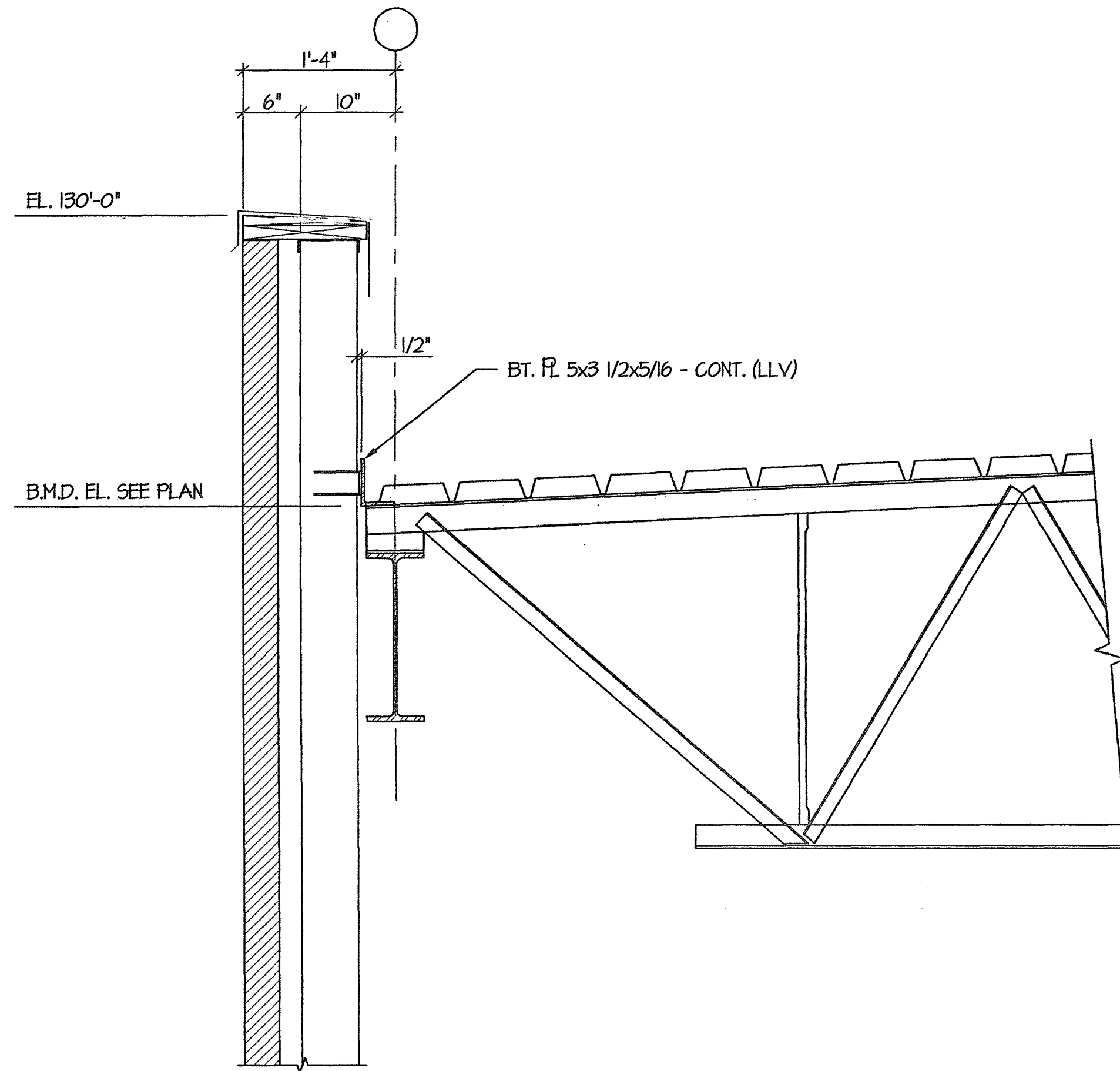
SECTION 3
SCALE: 1"=1'-0" 54.0



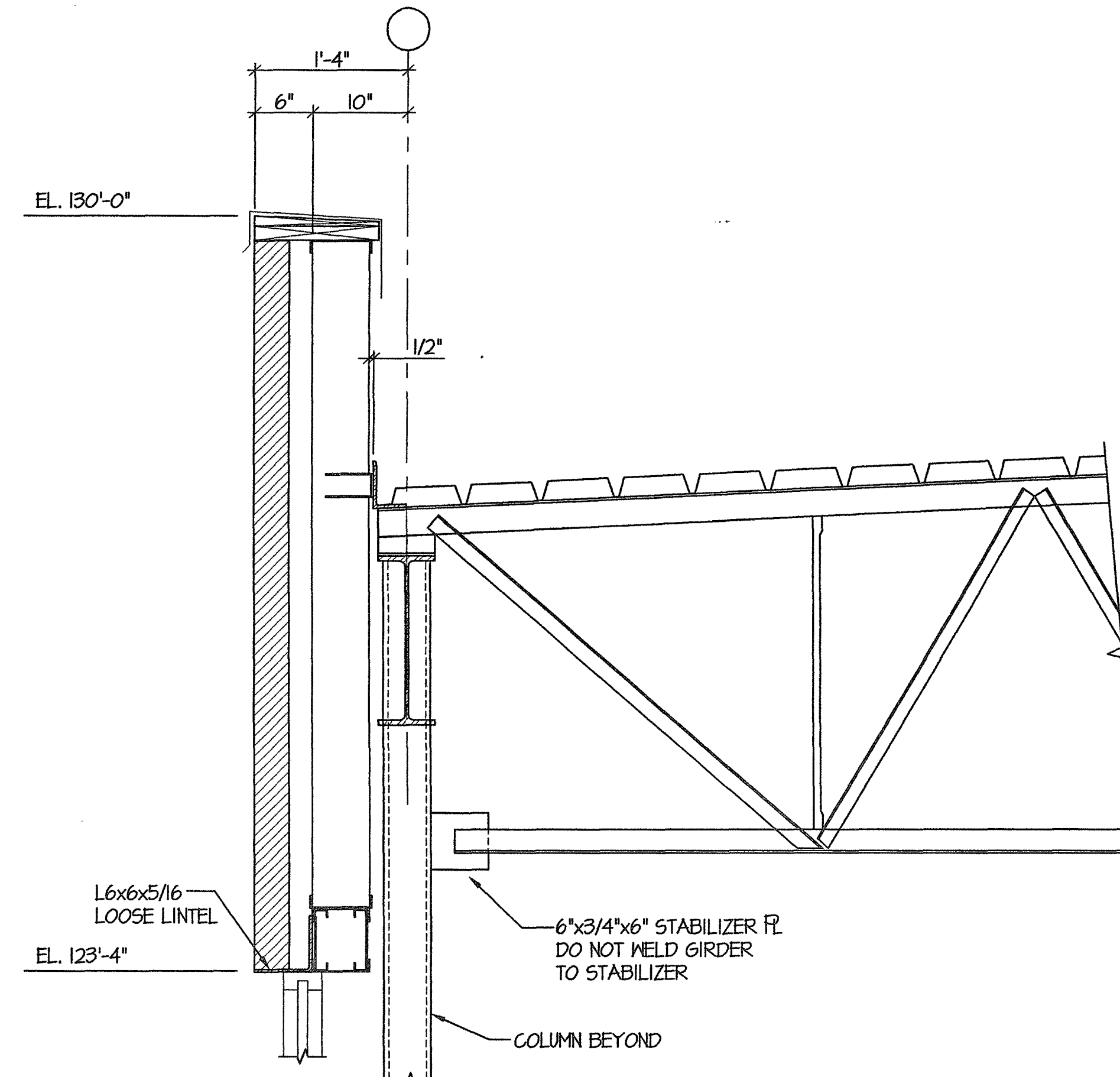
SECTION 4
SCALE: 1"=1'-0" 54.0



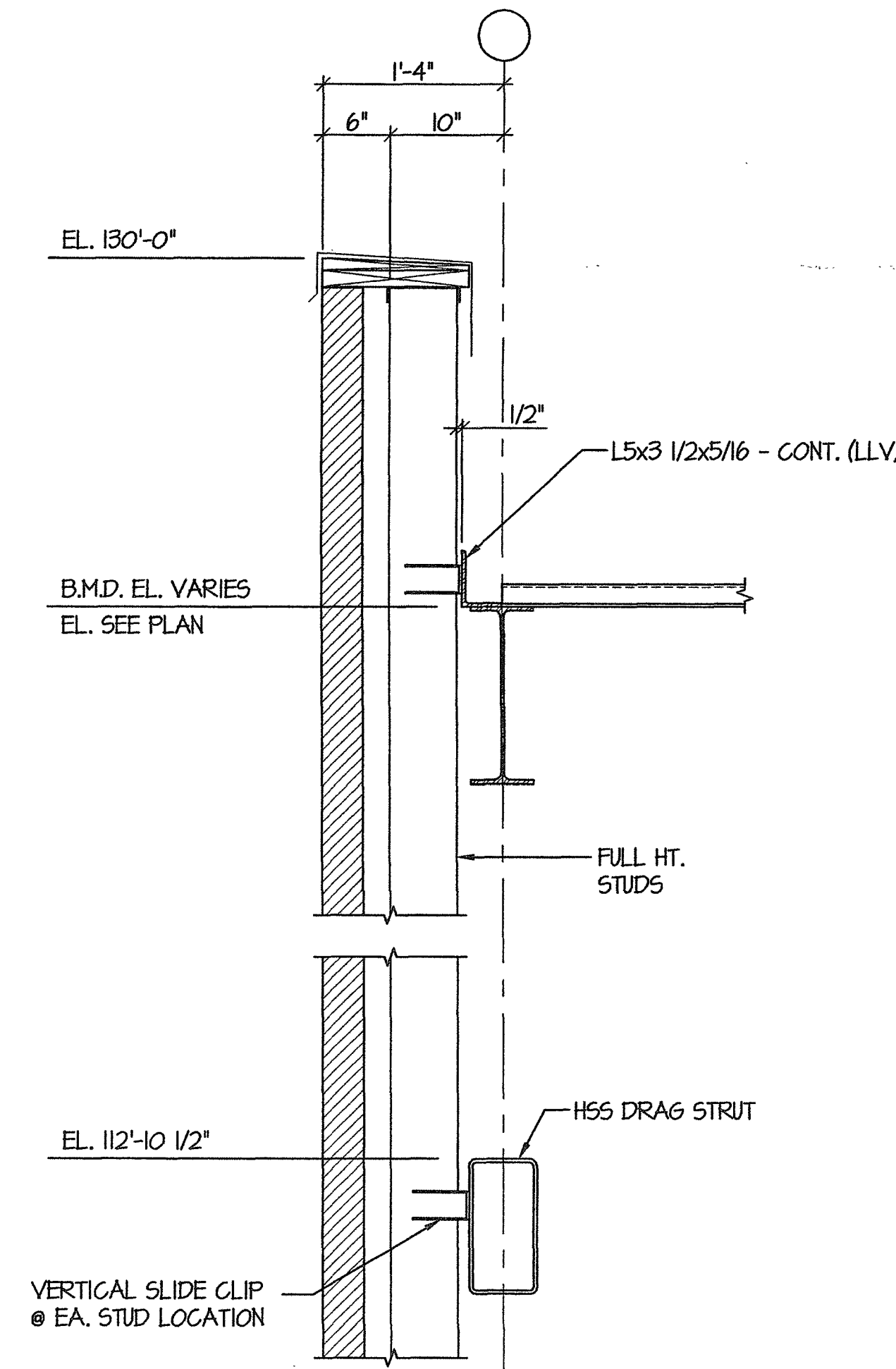
SECTION 5
SCALE: 1"=1'-0" 54.0



SECTION 6
SCALE: 1"=1'-0" 54.0



SECTION 7
SCALE: 1"=1'-0" 54.0



SECTION 8
SCALE: 1"=1'-0" 54.0

PROJECT:
**ADDITION AND RENOVATIONS TO
McKnight Road
Church of Christ**
2515 SOUTH MCKNIGHT ROAD
ST. LOUIS, MO 63124


The Professional Engineer whose personal seal and signature appears on this page assumes responsibility only for what appears on this page and disclaims responsibility for any errors, omissions, or other documents or instruments not issued by this Professional Engineer relating to, or intended to be used for, any part of the engineering project to which this page refers.

© 2002 BY ABSG CONSULTING

NO.	DATE	REVISIONS

PROJECT NO. 01403 SHEET NO. **S4.0**
DRAWN BY: PNM
CHECKED BY: JNR
DATE: NOVEMBER 1, 2002
CONSTRUCTION/BID DRAWINGS

R:\DMC\10799805_McKnightRd_Church\98584_0.dwg, 11/01/02 09:51:50 AM pmarshall, ABS CONSULTING (202)



**Fletcher:
Architects, Inc.**

ARCHITECTURE • PLANNING • INTERIORS
1906 NORTH SIGNAL HILLS DRIVE
KIRKWOOD, MO 63122
TEL. (314) 965-6333
FAX. (314) 965-8997
INFO@FLETCHER-ARCHITECTS.COM

CONSULTANTS

CIVIL ENGINEER:
PROFESSIONAL ENGR. GROUP, INC.
16 SUMNER DR.
ST. LOUIS, MO 63146
PHONE (314) 644-2200
FAX (314) 644-0848

STRUCT. ENGINEER:
ABS CONSULTING
1644 LACKLAND HILLS PARKWAY
ST. LOUIS, MO 63146
PHONE (314) 658-7007
FAX (314) 658-0722

M.E.P. ENGINEER:
S&C ENGINEERING
580 SPIRIT OF ST. LOUIS BLVD.
CHESTERFIELD, MO 63005
PHONE (636) 520-7770
FAX (636) 520-7770

HARDWARE CONSULTANT
8710
6555 PIERRE CT.
ST. LOUIS, MO 63128
PHONE (314) 842-2242
FAX (314) 842-2242

KITCHEN CONSULTANTS
THE GIBBER GROUP
3801 WATSON ROAD
ST. LOUIS, MO 63109
PHONE (314) 646-2987
FAX (314) 646-2908

LANDSCAPE ARCHITECT
AUSTIN TAO, AIA ASSOC.
201 LOCUST, 2ND FLOOR
ST. LOUIS, MO 63103
PHONE (314) 438-3999
FAX (314) 438-9199

INTERIOR DESIGN
OTOOLE DESIGN ASSOC.
124 WEST JEFFERSON
KIRKWOOD, MO 63122
PHONE (314) 908-1905
FAX (314) 908-1905

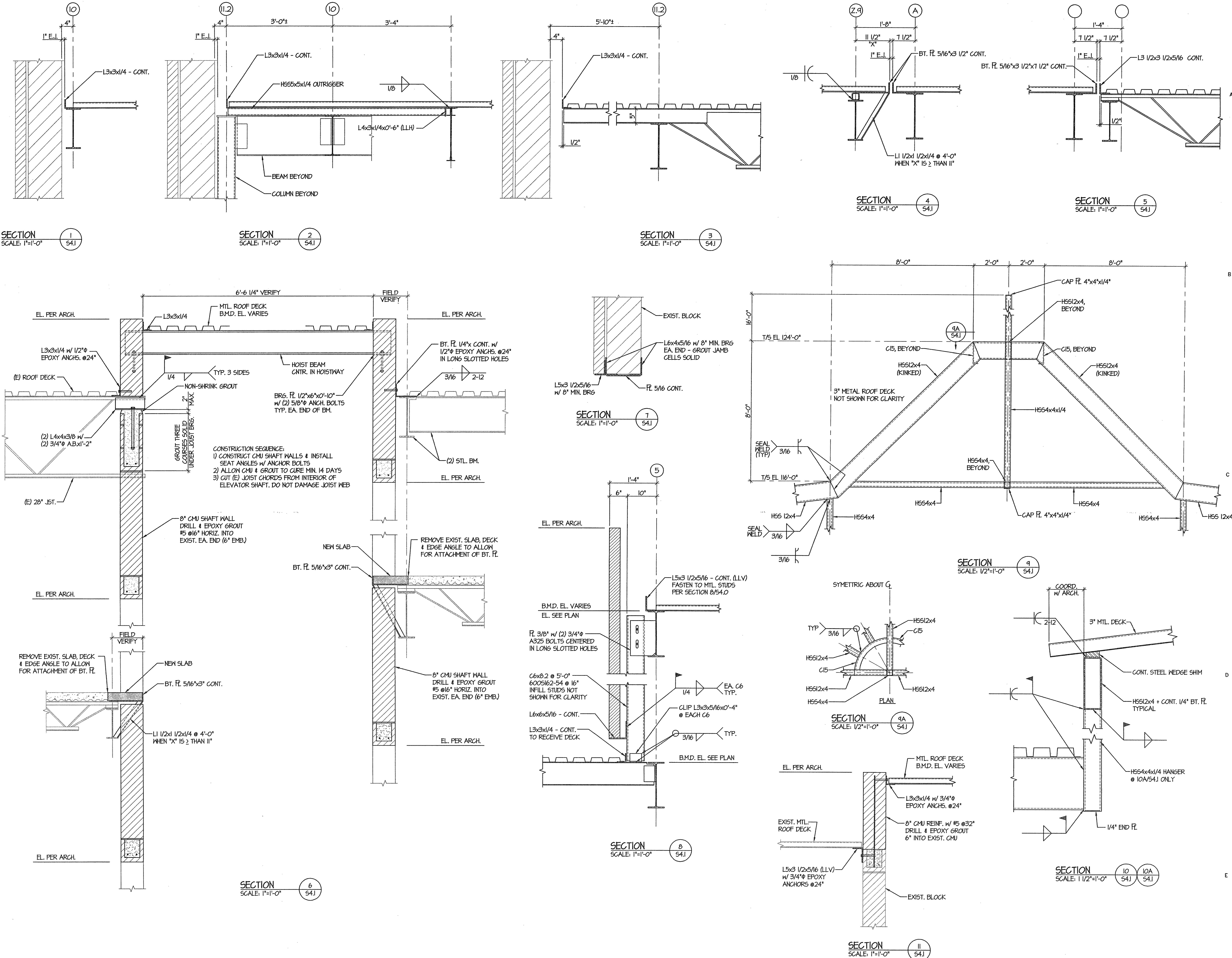
PROJECT:
McKnight Road
Church of Christ
2515 SOUTH MCKNIGHT ROAD
ST. LOUIS, MO 63124

PROFESSIONAL ENGINEER whose personal seal and signature appears on this page assumes responsibility only for what appears on this page and declines to assume responsibility for any other pages, plans, specifications, estimates, reports, or other documents or instruments not sealed by the Professional Engineer holding his or her seal for use for any part of the project to which this page refers.

© 2002 BY ABSG CONSULTING

NO.	DATE	REVISIONS

PROJECT NO. 01403
SHEET NO. **S4.1**
DRAWN BY: PWH
CHECKED BY: JNR
DATE: NOVEMBER 1, 2002
CONSTRUCTION/BID DRAWINGS



SECTION 1
SCALE: 1"=1'-0"

SECTION 2
SCALE: 1"=1'-0"

SECTION 3
SCALE: 1"=1'-0"

SECTION 4
SCALE: 1"=1'-0"

SECTION 5
SCALE: 1"=1'-0"

SECTION 7
SCALE: 1"=1'-0"

SECTION 8
SCALE: 1"=1'-0"

SECTION 9
SCALE: 1/2"=1'-0"

SECTION 4A
SCALE: 1/2"=1'-0"

SECTION 8
SCALE: 1"=1'-0"

SECTION 10
SCALE: 1 1/2"=1'-0"

SECTION 11
SCALE: 1"=1'-0"

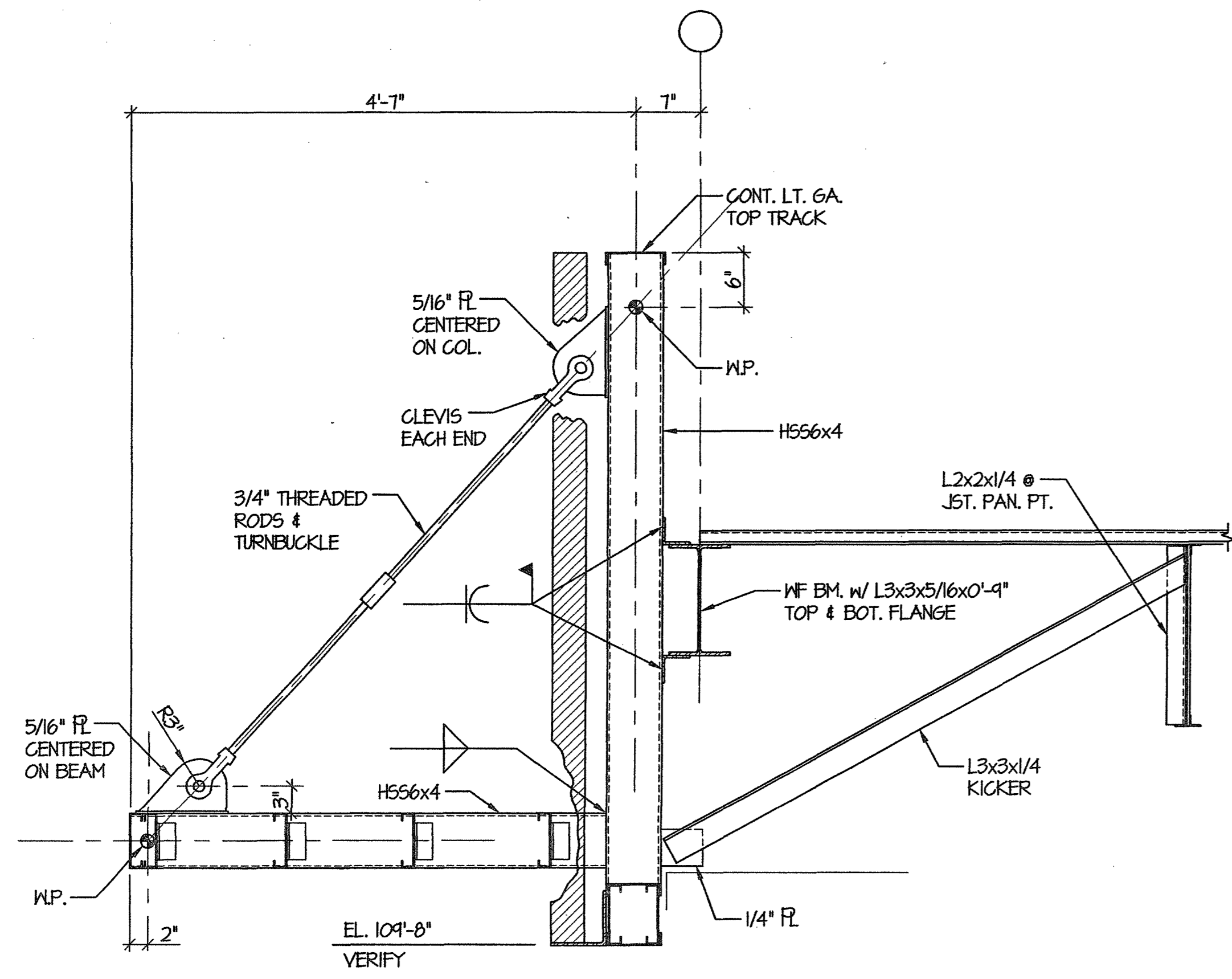
CONSTRUCTION SEQUENCE:
1) CONSTRUCT CMU SHAFT WALLS & INSTALL SEAT ANGLES W/ ANCHOR BOLTS
2) ALLOW CMU & GROUT TO CURE MIN. 14 DAYS
3) CUT (E) JOIST CHORDS FROM INTERIOR OF ELEVATOR SHAFT. DO NOT DAMAGE JOIST WEB

8" CMU SHAFT WALL
DRILL & EPOXY GROUT
#5 @ 16" HORIZ. INTO
EXIST. EA. END (6" EMB.)

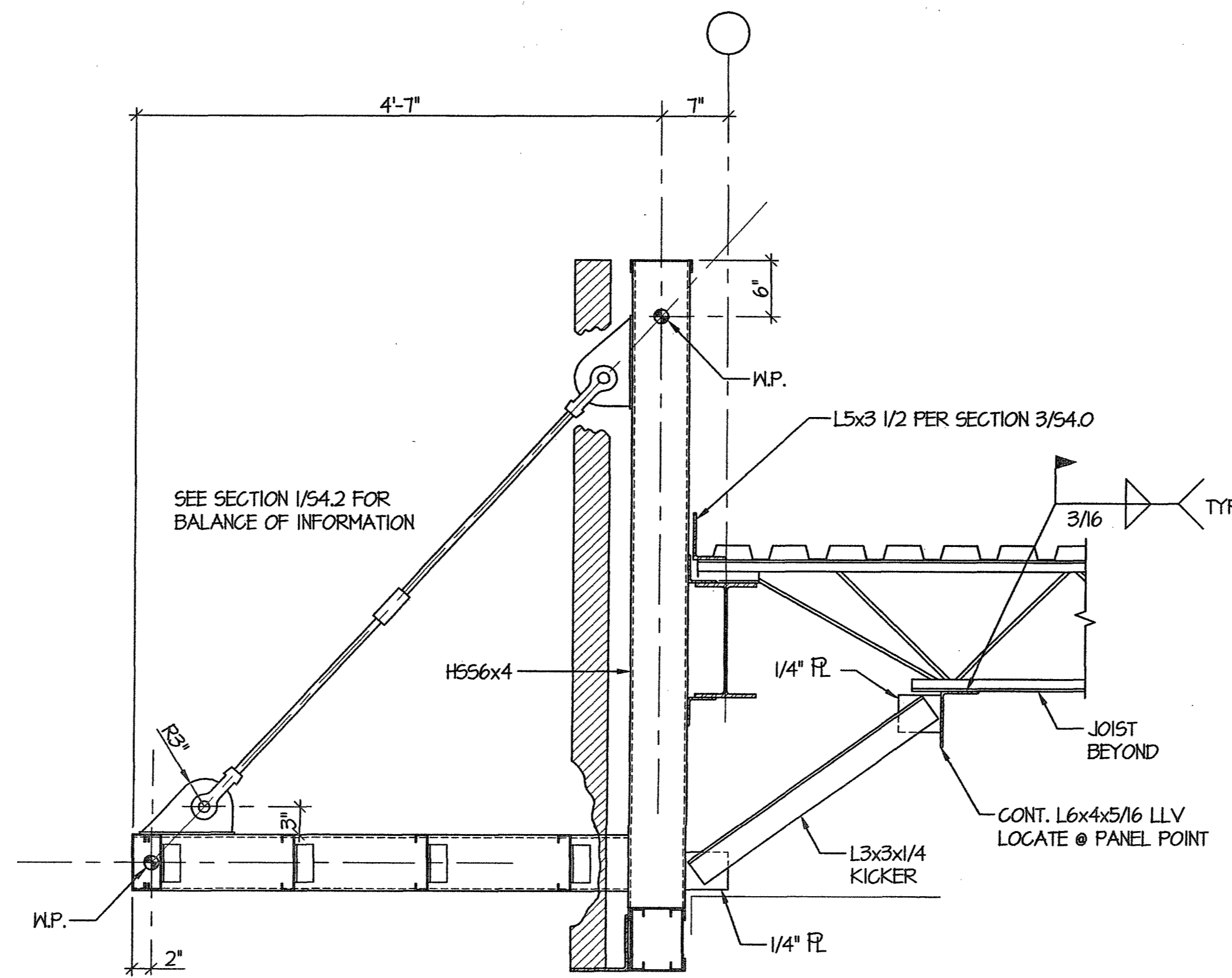
REMOVE EXIST. SLAB, DECK
& EDGE ANGLE TO ALLOW
FOR ATTACHMENT OF BT. FL.

REMOVE EXIST. SLAB, DECK
& EDGE ANGLE TO ALLOW
FOR ATTACHMENT OF BT. FL.

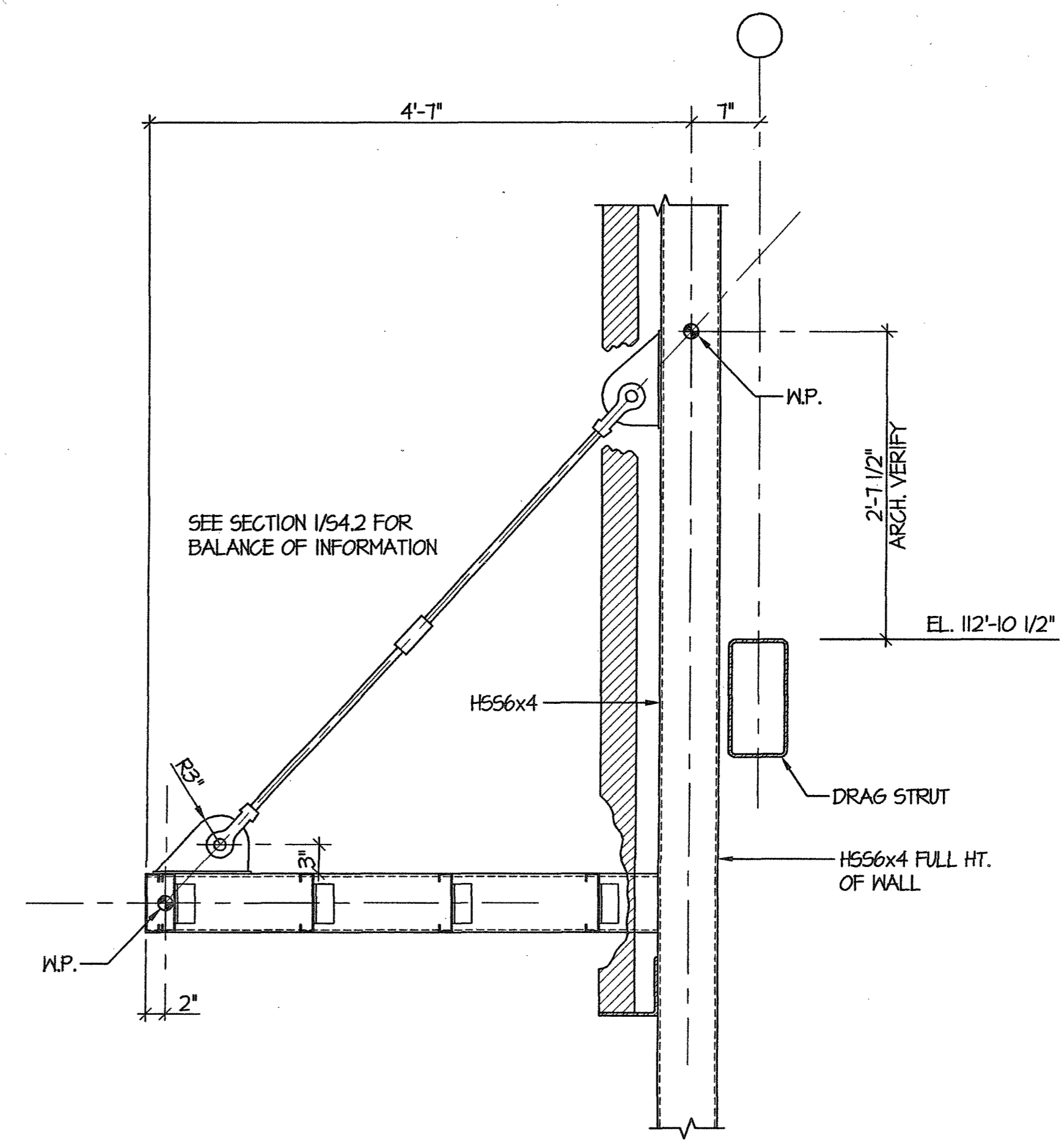
SECTION 6
SCALE: 1"=1'-0"




SECTION 1
SCALE: 1"=1'-0"



SECTION 2
SCALE: 1"=1'-0"



SECTION 3
SCALE: 1"=1'-0"



**Fletcher:
Architects, Inc.**

ARCHITECTURE • PLANNING • INTERIORS
1906 NORTH SIGNAL HILLS DRIVE
KIRKWOOD, MO 63122
TEL (314) 965-6333
FAX (314) 965-8997
Info@fletcher-architects.com

CONSULTANTS

CIVIL ENGINEER:

FRONTENAC ENGR. GROUP, INC.
16 SUNNIBY DR.
ST. LOUIS, MO 63143
PHONE (314) 644-2200
FAX (314) 644-0445

STRUCT. ENGINEER:

ABS CONSULTING
1644 LACLANDE HILLS PARKWAY
ST. LOUIS, MO 63146
PHONE (314) 984-7007
FAX (314) 984-0722

M.E.P. ENGINEER:

S&C ENGINEERING
650 SPRUIT OF ST. LOUIS BLVD.
CHESTERFIELD, MO 63005
PHONE (636) 530-7770
FAX (636) 530-7877

HARDWARE CONSULTANT

5710
6556 PIERRE CT.
ST. LOUIS, MO 63128
PHONE (314) 887-7776
FAX (314) 843-8242

KITCHEN CONSULTANTS

THE GIBBER GROUP
3801 WATSON ROAD
ST. LOUIS, MO 63109
PHONE (314) 645-2807
FAX (314) 645-3308

LANDSCAPE ARCHITECT

ARTS & ASSOC.
2101 LOCUST, 2ND. FLOOR
ST. LOUIS, MO 63105
PHONE (314) 438-3900
FAX (314) 438-8100

INTERIOR DESIGN

OTTOLE DESIGN ASSOC.
124 WEST JEFFERSON
KIRKWOOD, MO 63122
PHONE (314) 908-1805
FAX (314) 908-1808

PROJECT:
ADDITION AND RENOVATIONS TO
McKnight Road
Church of Christ
2515 SOUTH MCKNIGHT ROAD
ST. LOUIS, MO 63124

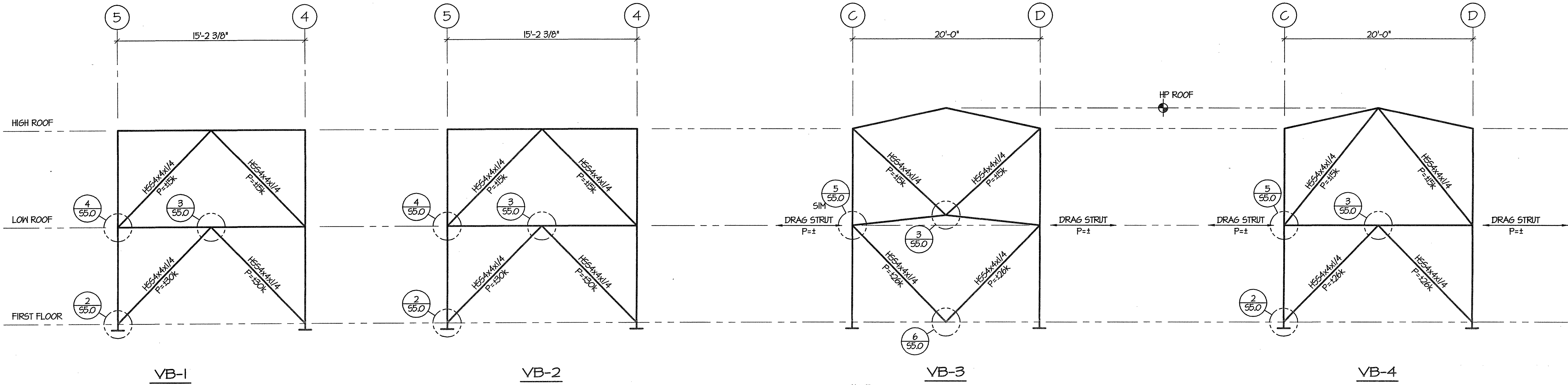
The Professional Engineer whose name and signature appears on this page assumes responsibility only for what appears on this page and declines to assume responsibility for all other pages, plans, specifications, estimates, reports, or other documents or instruments not made by the Professional Engineer retaining to, or intended to be used for, any part of the project of the engineering project to which this page refers.

© 2002 BY ABS CONSULTING

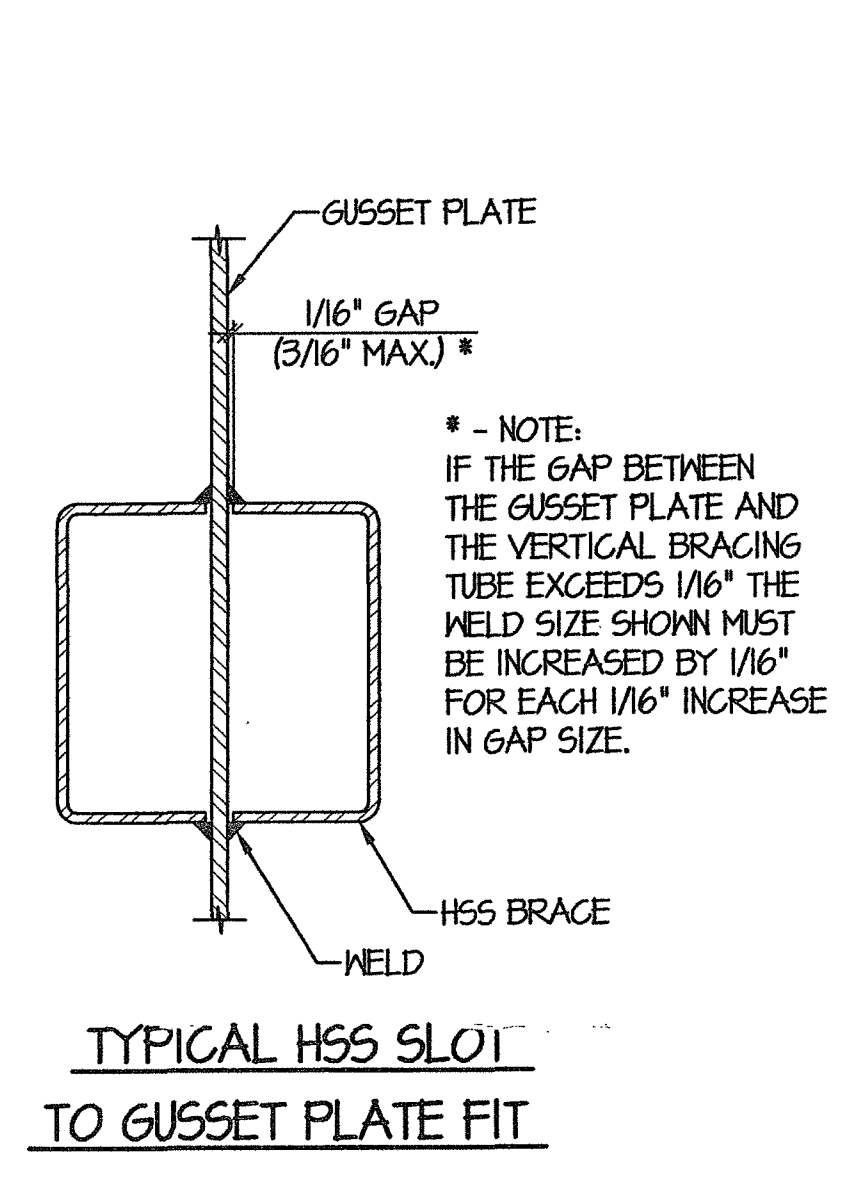
NO.	DATE	REVISIONS

PROJECT NO. 01403 SHEET NO. S4.2
DRAWN BY: PWN
CHECKED BY: JNR
DATE: NOVEMBER 1, 2002

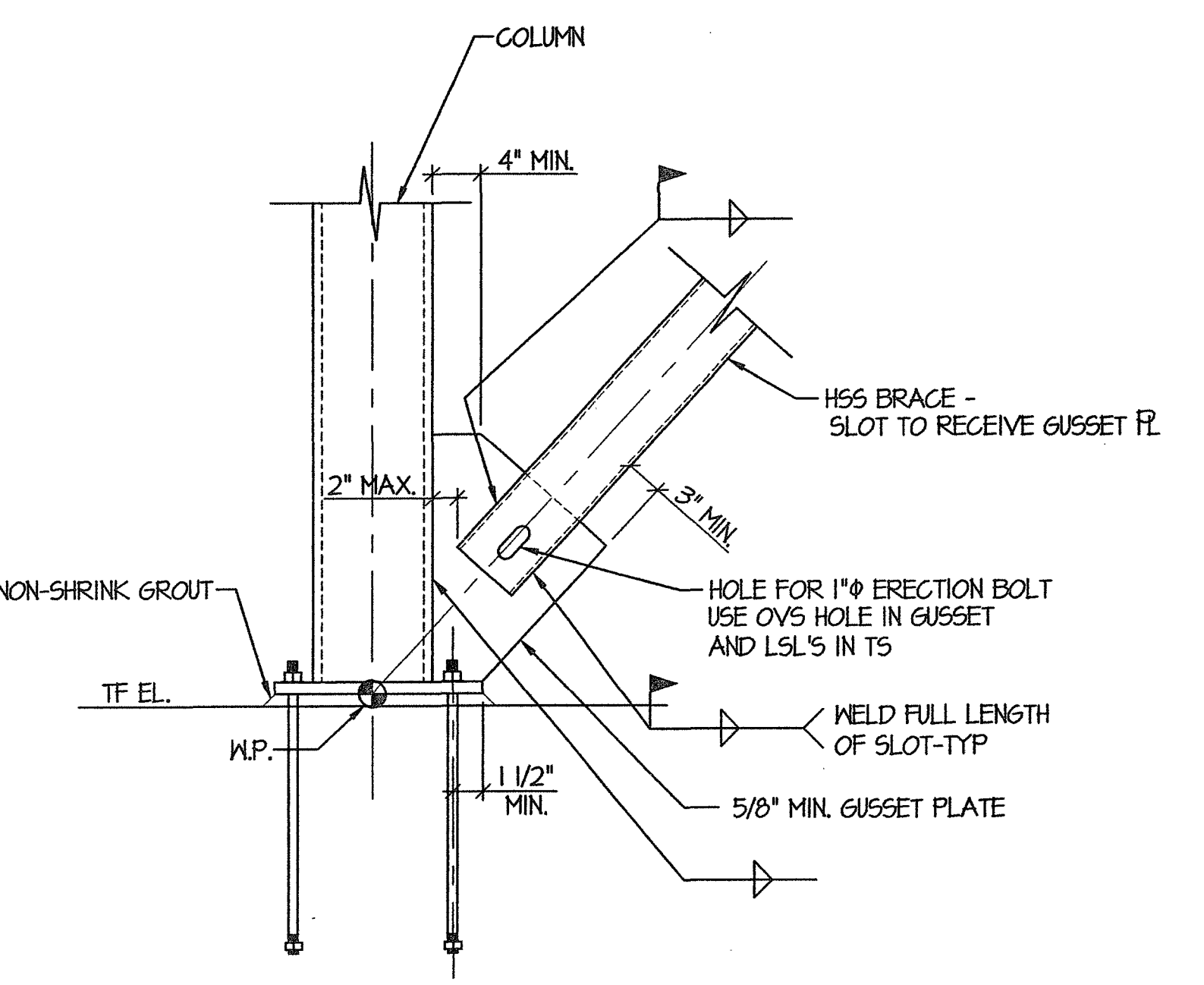
CONSTRUCTION/BID DRAWINGS



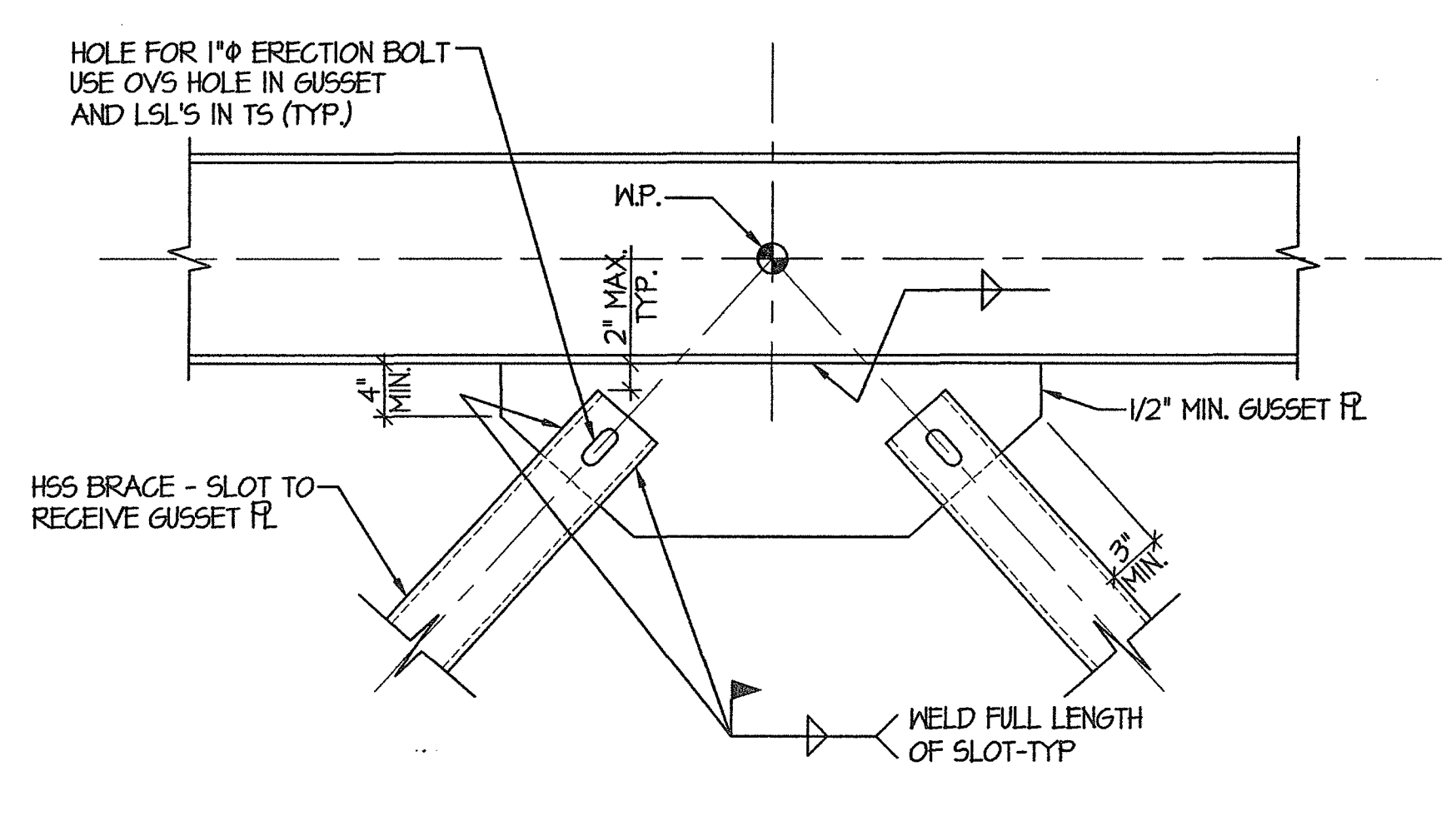
NOTE:
COORDINATE DOOR LOCATIONS W/ BRACE LOCATIONS.



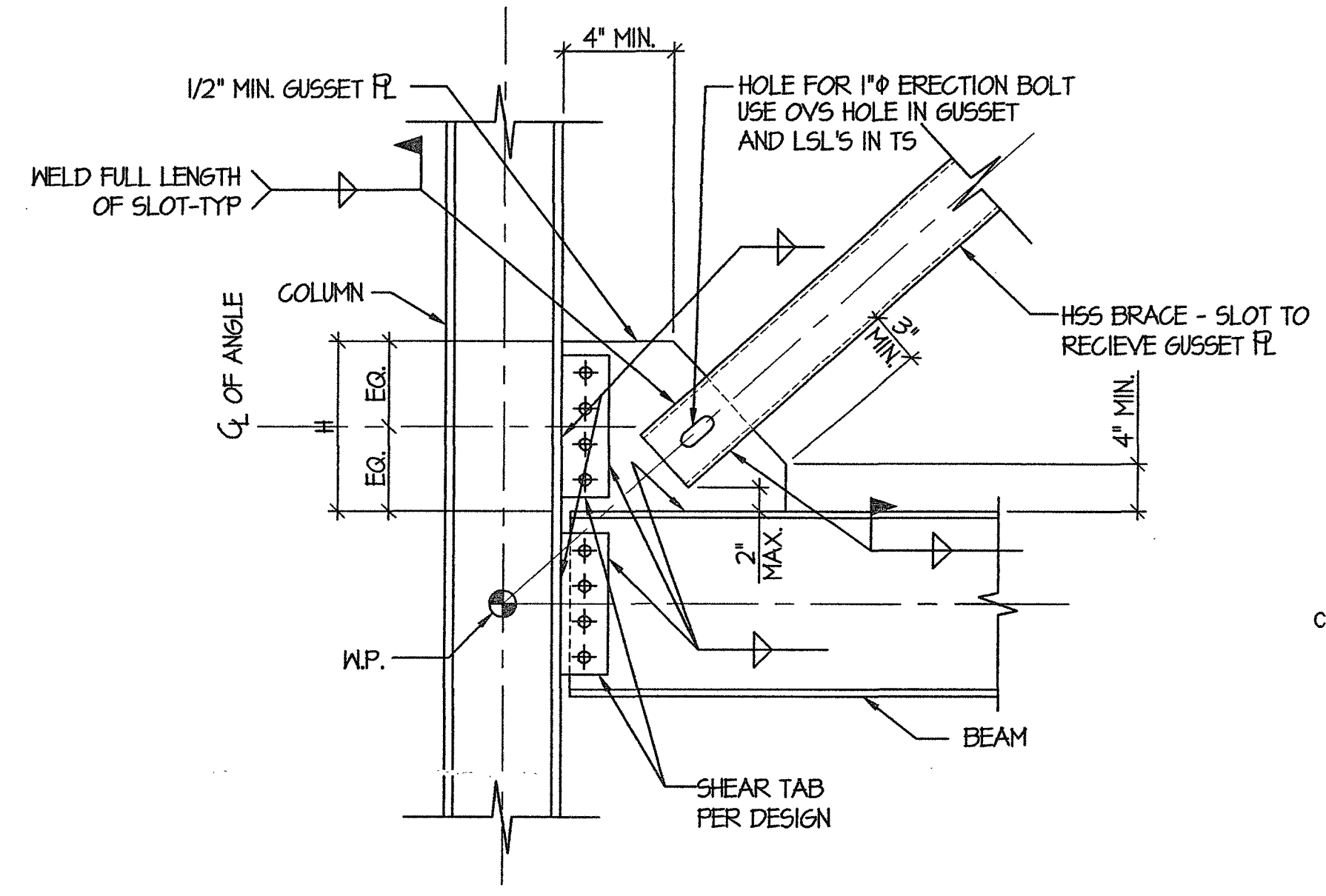
DETAIL 1
SCALE: 1"=1'-0"
S5.0



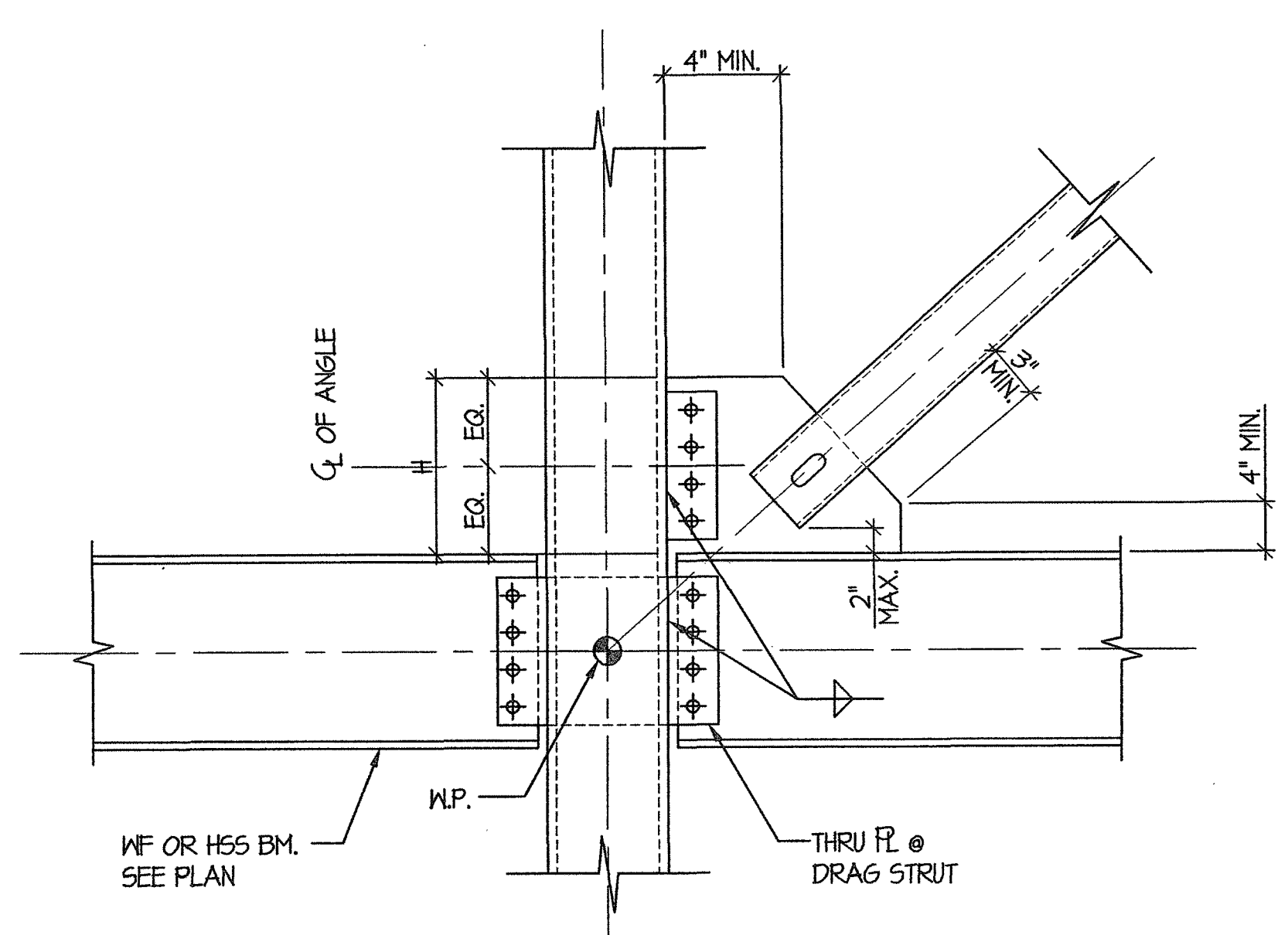
DETAIL 2
SCALE: 1"=1'-0"
S5.0



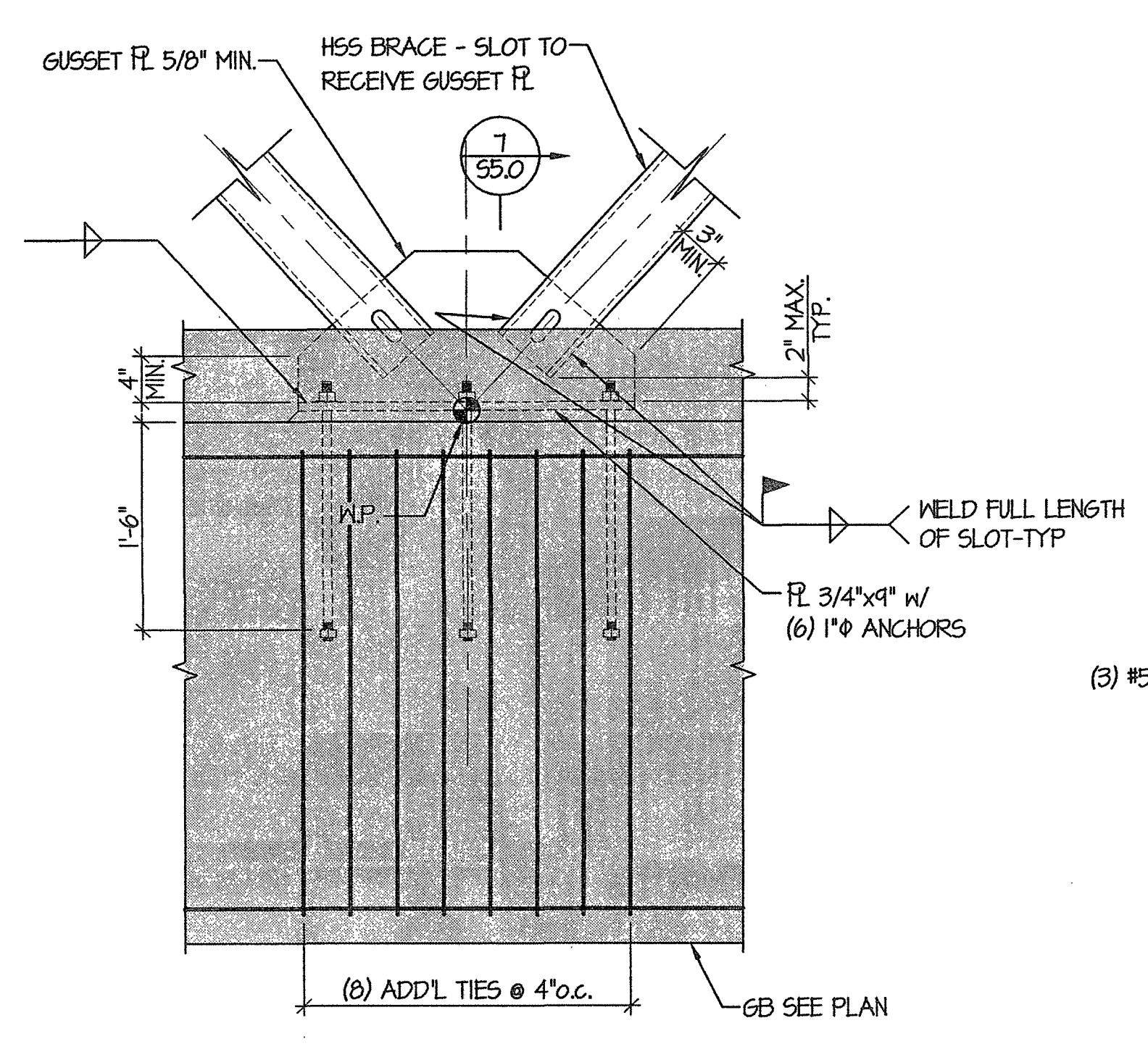
DETAIL 3
SCALE: 1"=1'-0"
S5.0



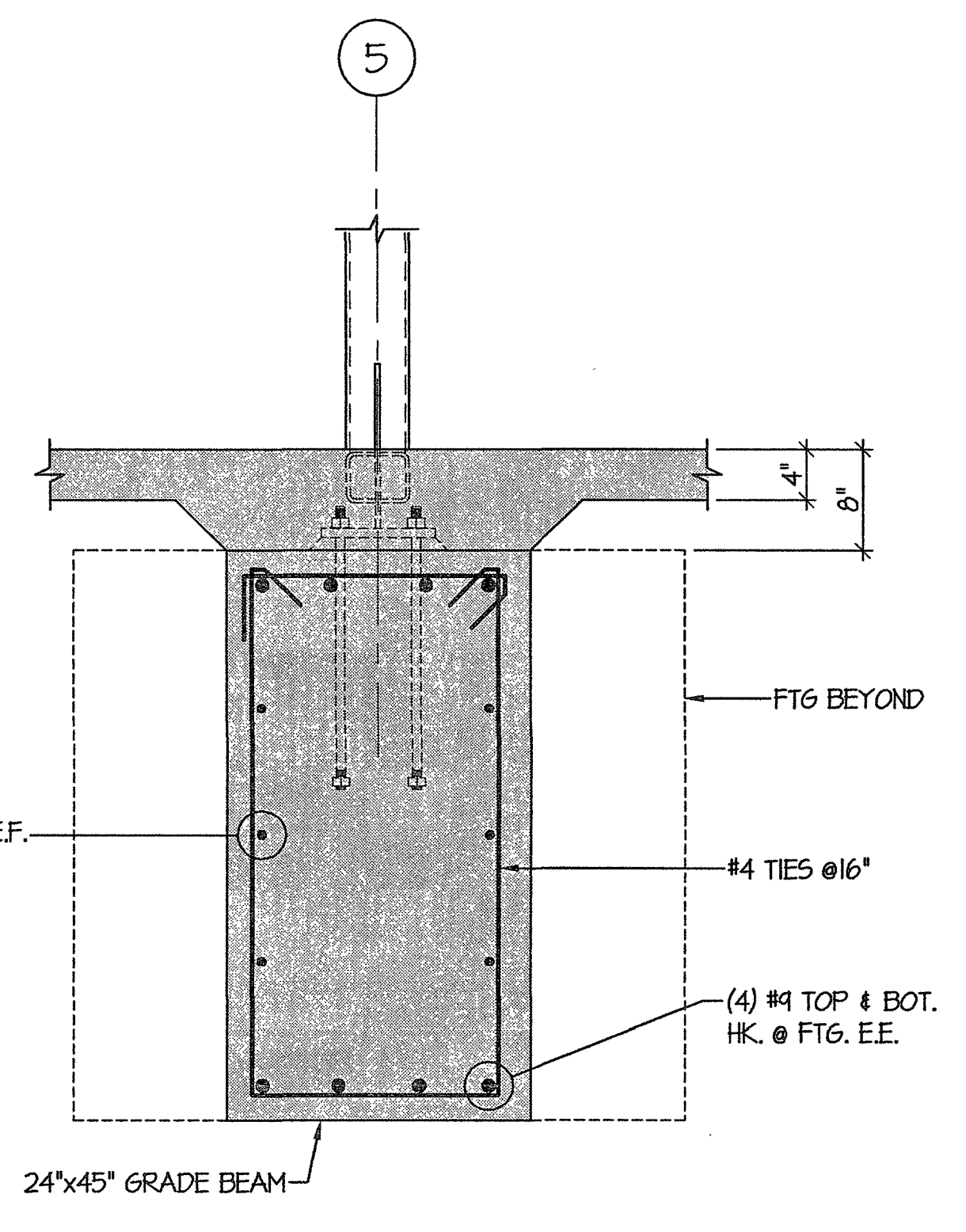
DETAIL 4
SCALE: 1"=1'-0"
S5.0



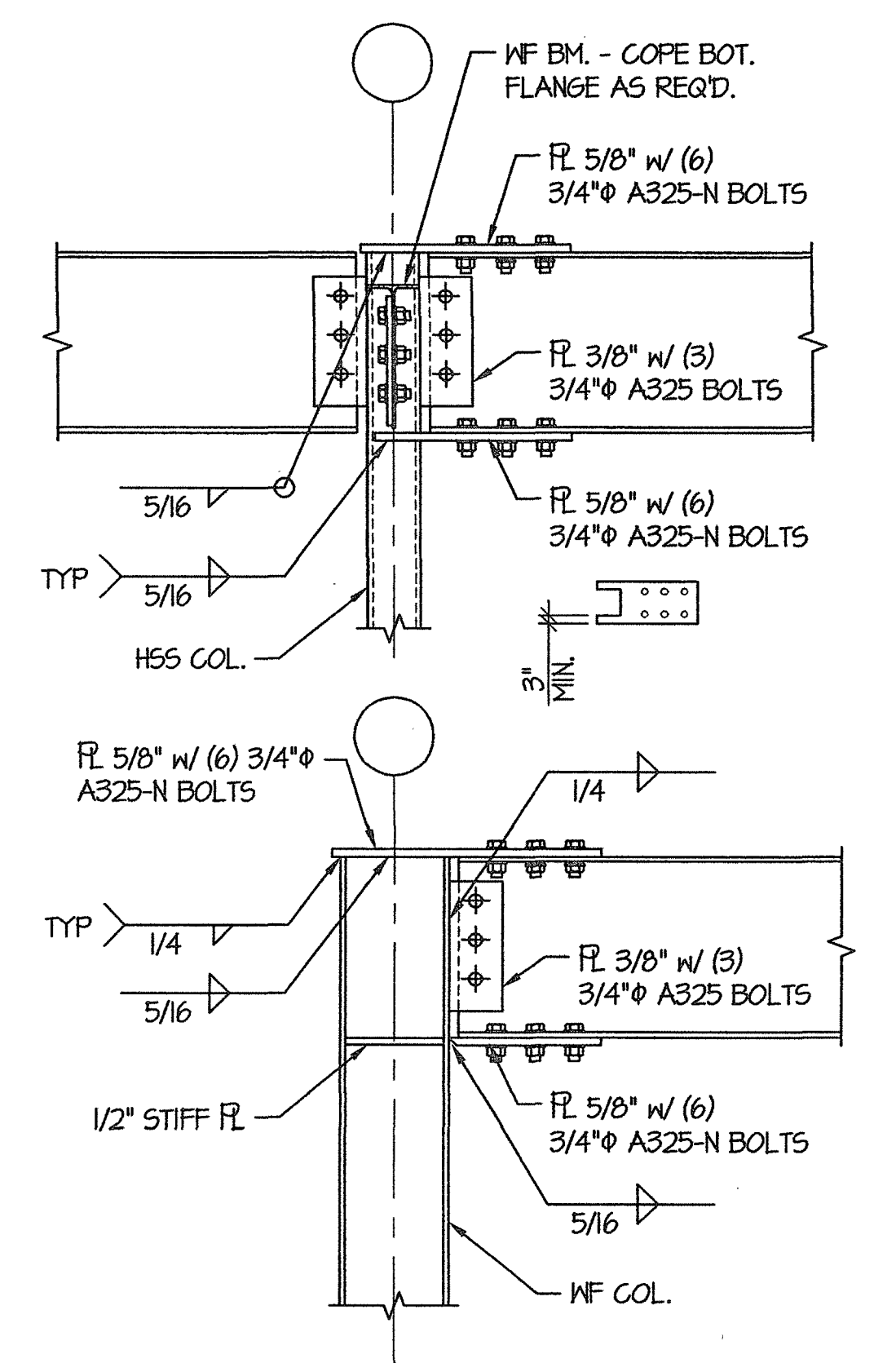
DETAIL 5
SCALE: 1"=1'-0"
S5.0




DETAIL 6
SCALE: 1"=1'-0"
S5.0



DETAIL 7
SCALE: 1"=1'-0"
S5.0



TYPICAL MOMENT CONNECTION DETAILS
SCALE: 1"=1'-0"
S5.0



**Fletcher:
Architects, Inc.**

ARCHITECTURE • PLANNING • INTERIORS
1906 NORTH SIGNAL HILLS DRIVE
KIRKWOOD, MO 63122
TEL. (314) 965-6333
FAX. (314) 965-6997
info@fletcher-architects.com

CONSULTANTS

CIVIL ENGINEER:
FRONTIAC ENGR. GROUP, INC.
18 SUNNEN DR.
ST. LOUIS, MO 63145
PHONE (314) 644-2200
FAX (314) 644-0848

STRUCT. ENGINEER:
ABS CONSULTING
1844 LACKLAND HILLS PARKWAY
ST. LOUIS, MO 63144
PHONE (314) 984-7907
FAX (314) 984-0732

M.E.P. ENGINEER:
ESC ENGINEERING
690 SPRY ST. ST. LOUIS BLVD.
CHESTERFIELD, MO 63005
PHONE (636) 630-7770
FAX (636) 630-7877

HARDWARE CONSULTANT
8710
6555 PIERRE CT.
ST. LOUIS, MO 63128
PHONE (314) 487-7778
FAX (314) 842-2242

KITCHEN CONSULTANTS
THE HENNER GROUP
3901 WATSON ROAD
ST. LOUIS, MO 63128
PHONE (314) 846-2327
FAX (314) 846-2329

LANDSCAPE ARCHITECT
AUSTIN TAO AND ASSOC.
2101 LOCUST, 2ND. FLOOR
ST. LOUIS, MO 63103
PHONE (314) 438-3999
FAX (314) 438-8100

INTERIOR DESIGN
OTOOLE DESIGN ASSOC.
154 WEST JEFFERSON
KIRKWOOD, MO 63122
PHONE (314) 909-1906
FAX (314) 909-1906

PROJECT:
ADDITION AND RENOVATIONS TO
McKnight Road
Church of Christ
2515 SOUTH MCKNIGHT ROAD
ST. LOUIS, MO 63124

The Professional Engineer whose personal seal and signature appears on this page assumes responsibility for the design and construction of the work shown on this page and for the safety, health, and welfare of the public. No responsibility is assumed for any errors or omissions in the design or construction of the work shown on this page or for any damage to property or persons resulting from the use of the work shown on this page.


© 2002 BY ABSG CONSULTING

NO.	DATE	REVISIONS

PROJECT NO. 01403
DRAWN BY: PUM
CHECKED BY: JNR
DATE: NOVEMBER 1, 2002

SHEET NO. **S5.0**

CONSTRUCTION/BID DRAWINGS



Fletcher Architects, Inc.

ARCHITECTURE ■ PLANNING ■ INTERIORS
1906 NORTH SIGNAL HILLS DRIVE
KIRKWOOD, MO. 63122
TEL. (314) 965-6333
FAX. (314) 965-8997
info@fletcher-architects.com

CONSULTANTS

CIVIL ENGINEER:

FRONTIUM ENGR. GROUP, INC.
19 BARNES DR.
ST. LOUIS, MO 63148
PHONE (314) 644-2200
FAX (314) 644-0546

STRUCT. ENGINEER:

ABS CONSULTING
844 LACKLAND HILLS PARKWAY
ST. LOUIS, MO 63148
PHONE (314) 684-7007
FAX (314) 684-0728

M.E.P. ENGINEER:

S&O ENGINEERING
150 WEST OF ST. LOUIS BLVD.
CHESTERFIELD, MO 63005
PHONE (636) 533-7770
FAX (636) 533-7777

HARDWARE CONSULTANT

GENE FERRIS CO.
ST. LOUIS, MO 63108
PHONE (314) 487-7779
FAX (314) 628-6242

KITCHEN CONSULTANTS

THE GRUBER GROUP
8301 WATSON ROAD
ST. LOUIS, MO 63126
PHONE (314) 645-2827
FAX (314) 645-2828

LANDSCAPE ARCHITECT

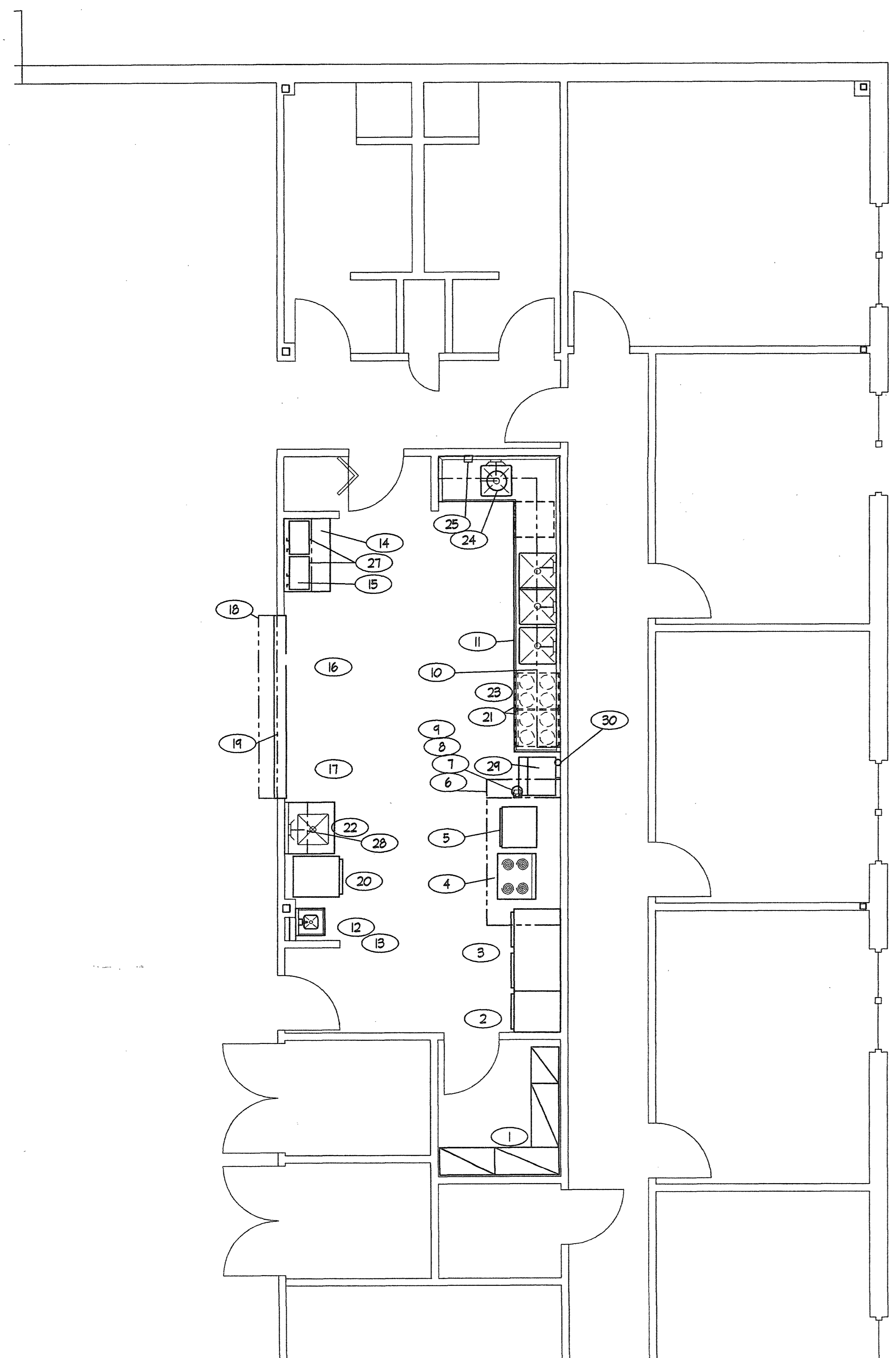
AUSTIN TAYLOR ASSOCIATES
2901 LOUGHRAN, 2ND FLOOR
ST. LOUIS, MO 63108
PHONE (314) 438-9009
FAX (314) 438-9180

INTERIOR DESIGN

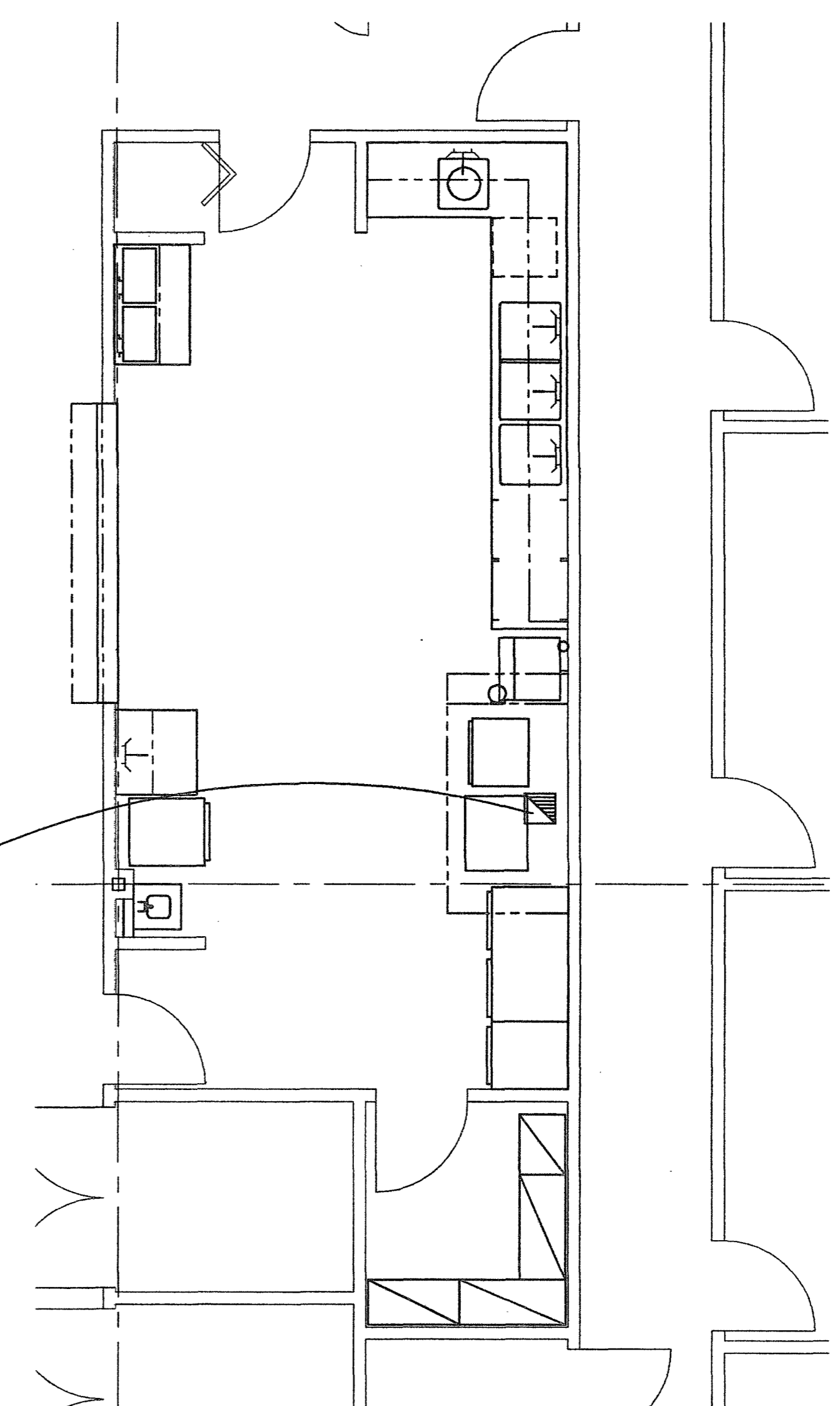
OTOCOLE DESIGN ASSOC.
134 WEST JEFFERSON
KIRKWOOD, MO 63122
PHONE (314) 628-9008
FAX (314) 628-2109

ITEM#	QTY	DESCRIPTION	STATUS	REMARKS	ITEM#
1	1	LT SHELVING-STORAGE	1		1
2	1	FREEZER-REACH-IN	1		2
3	1	REFRIGERATOR-REACH-IN	1		3
4	1	RANGE-FOUR BURNER	3	INSTALLED BY FSES	4
5	1	CONVECTION OVEN	3	INSTALLED BY FSES	5
6	1	EXHAUST HOOD	1		6
7	1	ILT FIRE SUPPRESSION SYSTEM	1	INSTALLED ON END OF HOOD	7
8	-	EXHAUST FAN	2		8
9	-	MAKE UP AIR UNIT	2		9
10	1	WALL CABINET	1		10
11	1	FOTSINK/PREP COUNTER	1		11
12	1	HAND SINK	1		12
13	-	DISPENSER-TOWEL/SOAP	3		13
14	1	WORK TABLE	1	MOBILE	14
15	1	WALL SHELF	1		15
16	-	COLD FOOD STATION-MOBILE	6		16
17	-	HOT FOOD STATION-MOBILE	6		17
18	-	ROLLING DOOR	4		18
19	1	STAINLESS STEEL SILL	1		19
20	1	HOT FOOD CABINET	5		20
21	2	DISH CART	1		21
22	1	WORKTABLE W/ SINK	1		22
23	1	DISHMACHINE - UNDERCOUNTER	1	W/ BUILT IN BOOSTER HEATER	23
24	1	DISPOSER	1		24
25	1	DISPOSER CONTROL	1	MOUNTED TO REAR OF SPLASH	25
26	-	SPARE *	-		26
27	2	MICROWAVE OVEN	3	SET ON #15 SHELF	27
28	1	WALL CABINET	1		28
29	1	ICE MACHINE W/ BIN	1	MOBILE	29
30	1	FILTER	1	WALL MOUNTED	30

STATUS LEGEND
 1 FOOD SERVICE EQUIPMENT SUPPLIER
 2 MECHANICAL CONTRACTOR
 3 OWNER/AGENT
 4 ARCHITECTURAL TRADE
 5 EXISTING - RELOCATED BY GC
 6 FUTURE



EQUIPMENT PLAN AT 1/4" = 1'



VENTILATION PLAN AT 1/4" = 1'

EXHAUST CONNECTION, 12" X 12" NOMINAL, 1500 CFM, -0.388" S.P., NFPA 96
 COMPLIANT GREASETIGHT WELDED DUCTWORK

PROJECT:
 ADDITION AND RENOVATIONS TO
McKnight Road
 Church of Christ
 2515 SOUTH MCKNIGHT ROAD
 ST. LOUIS, MO 63124


**FOOD SERVICE EQUIPMENT
 PLAN & SCHEDULE
 & VENTILATION PLAN**

THE SEAL AND SIGNATURES APPLY ONLY TO THE
 DOCUMENT TO WHICH THEY ARE AFFIXED, AND THE
 ENGINEER ASSUMES NO RESPONSIBILITY FOR ALL
 OTHERS. ENGINEERING, ARCHITECTURAL, REPORTS
 OR DRAWINGS TO BE USED FOR ANY PART OR PARTS
 OF THE PROJECT IS TO BE FOR ANY PART OR PARTS

COPYRIGHT 2002 FLETCHER ARCHITECTS, INC.

NO	DATE	REVISIONS
	06/05/01	ADDENDUM #0

PROJECT NO. 01403 SHEET NO. FS1
 DRAWN BY: JG
 SER
 CHECKED BY: JG
 MEF
 DATE: NOVEMBER 1, 2002
 CONSTRUCTION/BID DRAWINGS



**Fletcher:
Architects, Inc.**

ARCHITECTURE ■ PLANNING ■ INTERIORS
1906 NORTH SIGNAL HILLS DRIVE
KIRKWOOD, MO 63122
TEL. (314) 965-6333
FAX. (314) 965-8997
info@fletcher-architects.com

CONSULTANTS

CIVIL ENGINEER:
FRONTIERS ENGR GROUP, INC.
11 BUNKER CT.
ST. LOUIS, MO 63048
PHONE (314) 644-8500
FAX (314) 644-0943

STRUCT. ENGINEER:
4885 COLLETTA
854 LACROSSE HILLS PARKWAY
ST. LOUIS, MO 63049
PHONE (314) 644-7007
FAX (314) 644-0725

M.E.P. ENGINEER:
880 SWINGBROOK
880 SPURT OF ST. LOUIS BLVD.
CHESTERFIELD, MO 63005
PHONE (636) 892-7770
FAX (636) 892-7877

HARDWARE CONSULTANT
8700
8828 PENN CT.
ST. LOUIS, MO 63048
PHONE (314) 427-7770
FAX (314) 427-2848

KITCHEN CONSULTANTS
THE GREEN GROUP
8001 WATERSON ROAD
ST. LOUIS, MO 63027
PHONE (314) 645-8887
FAX (314) 645-8828

LANDSCAPE ARCHITECT
ALBERT TAO AND ASSOCIATES
201 LOCUST, 2ND FLOOR
ST. LOUIS, MO 63102
PHONE (314) 433-8839
FAX (314) 433-8820

INTERIOR DESIGN
OTTOLENGHI ASSOC.
184 WEST JEFFERSON
KANSAS CITY, MO 64108
PHONE (816) 608-9238
FAX (816) 608-9200

PLUMBING/GAS CONNECTION SCHEDULE													
CONN#	SYM	ITEM#	CONNECTION DESCRIPTION	HW	CW	DR SIZE	DR TYPE	GAS	KBTUH	AFF	LOCATION	REMARKS	CONN#
F1	DW	11	POTSINK/PREP COUNTER			2	DW			14	OUT WALL		F1
F2	HWCW	11	POTSINK/PREP COUNTER	1/2	1/2					16	OUT WALL		F2
F3	DW	24	DISPOSER			2	DW			10	OUT WALL		F3
F4	HWCW	11	POTSINK/PREP COUNTER	1/2	3/4					16	OUT WALL	SEE DISPOSER DETAIL THIS SHEET	F4
F5	DW	12	HANDSINK			1 1/2	DW			22	OUT WALL		F5
F6	HWCW	12	HANDSINK	1/2	1/2					16	OUT WALL		F6
F7	F83	17	HOT FOOD STATION - MOBILE			1	F5			0	IN FLOOR		F7
F8	FD		GENERAL PURPOSE FLOOR DRAIN			3	FD			0	IN FLOOR		F8
F9	F83	23	DISHMACHINE - UNDERCOUNTER			1 1/2	F5			0	IN FLOOR		F9
F10	HU	23	DISHMACHINE - UNDERCOUNTER	3/4						16	OUT WALL		F10
F11	HWCW	22	WORK TABLE W/ SINK	1/2	1/2					16	OUT WALL		F11
F12	F83	22	WORK TABLE W/ SINK			2	FD			0	IN FLOOR		F12
F13	FD	29	ICE MACHINE W/ BIN			(2) 1"	F5			0	IN FLOOR	F83 TO PIPER DRAINS TO HERE	F13
F14	CW	29/20	ICE MACHINE/FILTER		1/2					36	OUT WALL	F83 BRANCH FROM FILTER TO 29	F14
F15	F83		GENERAL PURPOSE										F15

- PLUMBING LEGEND**
- HW & CW SUPPLY
 - HW OR CW SUPPLY
 - FLOOR SINK - HALF GRATE
 - FLOOR SINK - 3/4 GRATE
 - FLOOR SINK - FULL GRATE
 - ◆ FLOOR DR
 - ◆ FUNNEL DR
 - HUB DR
 - DIRECT WASTE
 - GAS
 - ◆ PLUMBING NOTE - SEE REMARKS

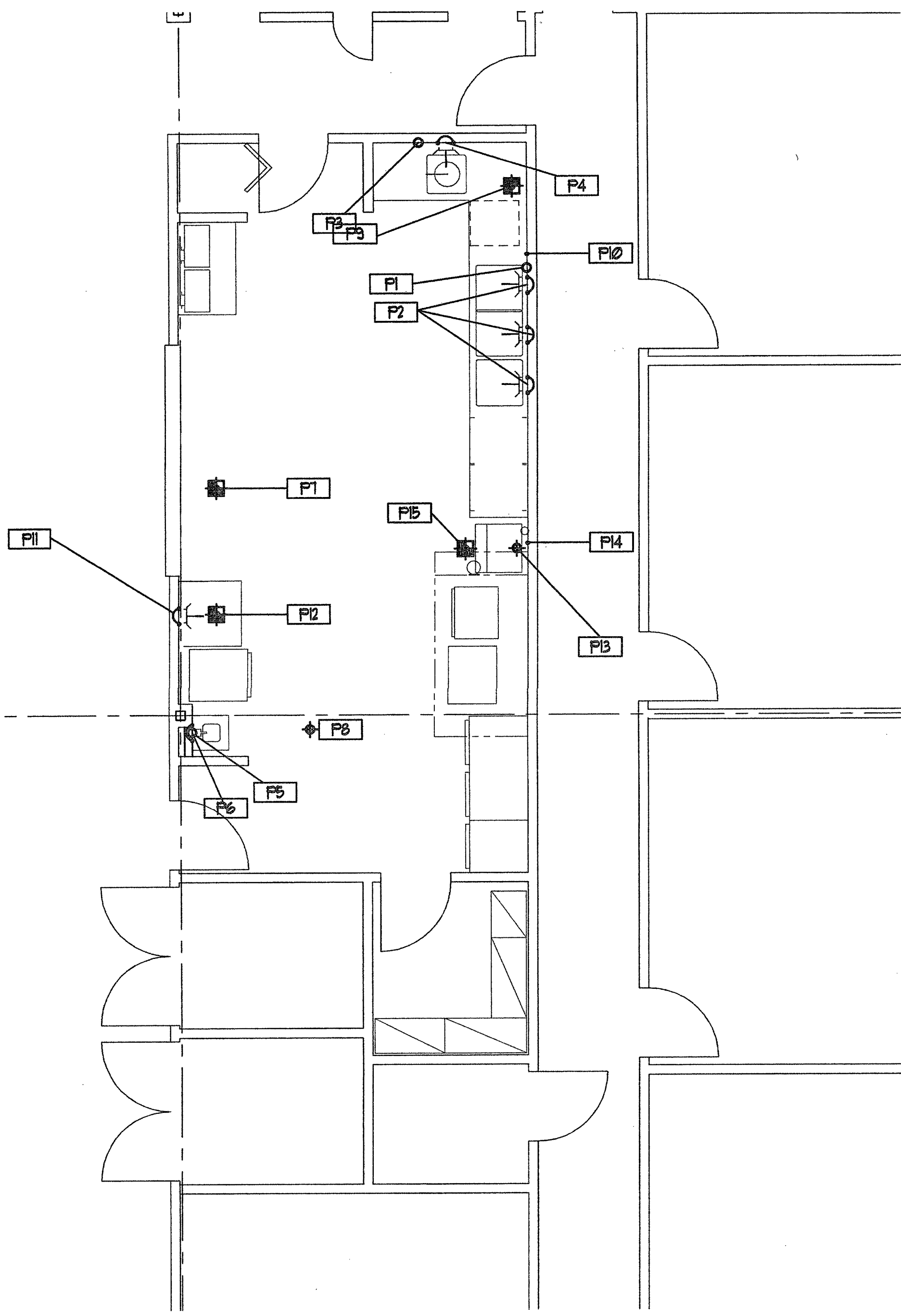
- ROUGH-IN CODES**
- HW = HOT WATER
 - CW = COLD WATER
 - DR = DRAIN - SOLID CONNECTION
 - W = IN WALL
 - F5 = FLOOR SINK
 - FD = FLOOR DRAIN
 - FA = FROM ABOVE
 - AFF = HEIGHT ABOVE FINISHED FLOOR
 - BTC = BRANCH TO CONNECTION ON EQUIPMENT
 - KBTUH = 1000 BTU PER HOUR
 - F83 = FOOD SERVICE EQUIP. SUPPLIER - DIV. 11
 - AT = ARCHITECTURAL TRADES - DIV. 2-14
 - MC = MECHANICAL CONTRACTOR - DIV. 15
 - FC = PLUMBING CONTRACTOR - DIV. 15
 - EC = ELECTRICAL CONTRACTOR - DIV. 16

- ELECTRICAL LEGEND**
- ⊕ DUPLEX RECEPTACLE
 - SINGLE RECEPTACLE
 - ⊙ SPECIAL PURPOSE, 120V
 - ⊙ SPECIAL PURPOSE, 150V+, 1PH
 - ⊙ SPECIAL PURPOSE, POLYPHASE
 - JUNCTION BOX/DIRECT CONNECTION
 - ED DISCONNECT SWITCH
 - FLOOR RECEPTACLE
 - ⊕ FLUSH FLOOR RECEPTACLE
 - CONDUIT STUB
 - ⊙ CEILING RECEPTACLE
 - ⊙ CEILING PENDANT
 - ◆ ELECTRICAL NOTE
 - ◆ WALL SWITCH
 - ◆ FIELD WIRED LIGHT FIXTURE
 - ◆ PHONE JACK

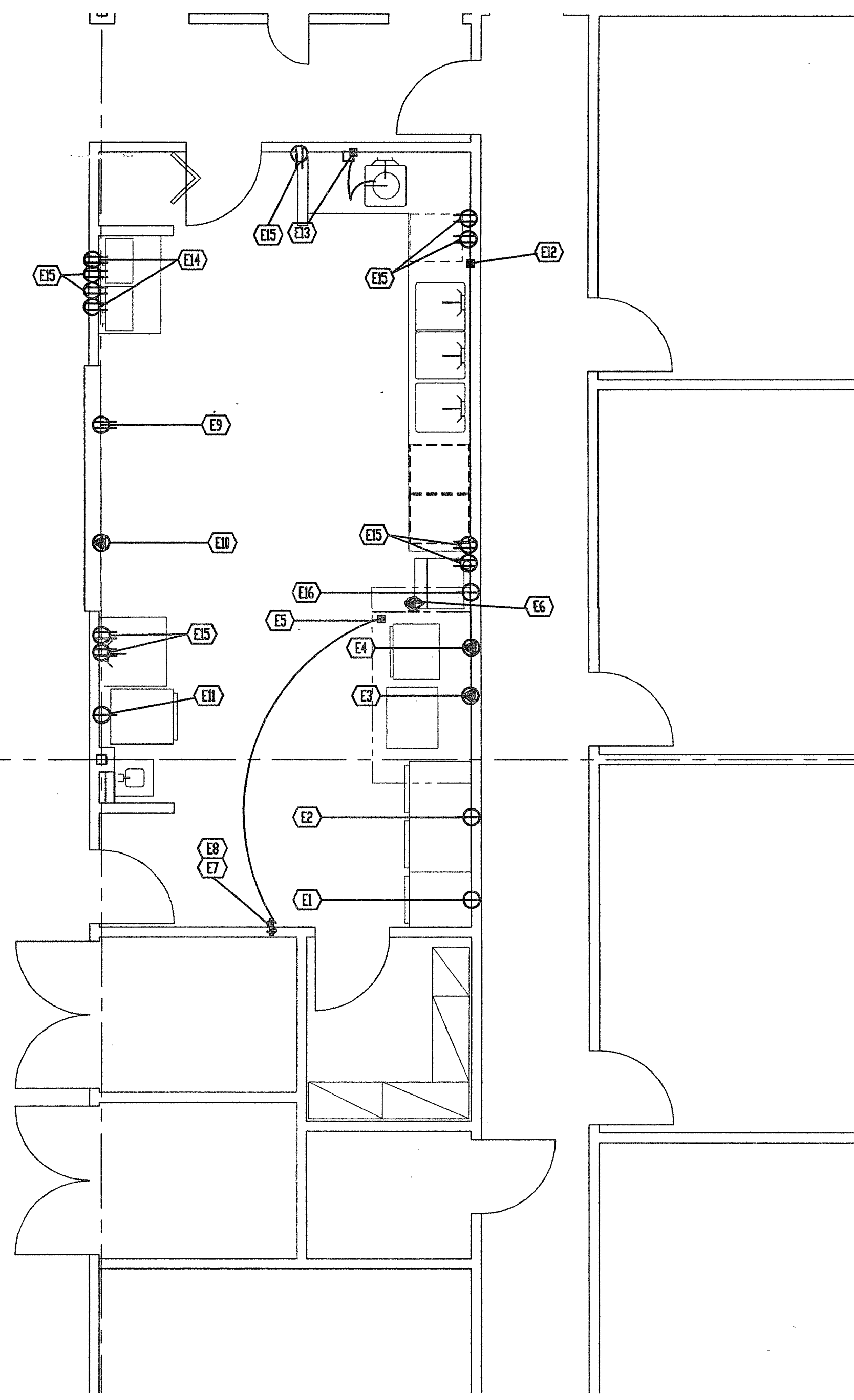
ELECTRICAL CONNECTION SCHEDULE																
RI-ENT	CONN#	SYM	ITEM#	CONNECTION DESCRIPTION	KW	HP	FLA	VOLTS	PH	SR	DR	DC	AFF	LOCATION	REMARKS	CONN#
1	E1	SR	2	FREEZER - REACH-IN			12	120	1	X			84	IN WALL		E1
2	E2	SR	3	REFRIGERATOR - REACH-IN			12	120	1	X			84	IN WALL		E2
3	E3	SFO21	4	RANGE - FOUR BURNER	11.0		20.8	208	1	X			18	IN WALL	TYPICAL LOAD ONLY, VERIFY, SEE NOTE E1	E3
4	E4	SFO21	5	CONVECTION OVEN	6.8		30	208	1		X		18	IN WALL	TYPICAL LOAD ONLY, VERIFY, SEE NOTE E1	E4
5	E5	DC	6	EXHAUST HOOD - LIGHTS			2	120	1		X		110	FROM ABOVE	SEE NOTES E1 AND E2	E5
6	E6	EN	7	FIRE SUPPRESSION SYSTEM						X			110	FROM ABOVE	SEE NOTE E1	E6
7	E7	WB	8	WALL SWITCHES - LIGHTS & FANS									48	IN WALL	SEE NOTE E4	E7
8	E8	EN	9	SUPPLY AIR											SEE NOTE E1	E8
9	E9	DR	16	COLD FOOD STATION - MOBILE			1	120	1	X			18	IN WALL		E9
10	E10	SFO21	17	HOT FOOD STATION - MOBILE	4.0		20.8	120	1	X			18	IN WALL		E10
11	E11	SR	20	HOT FOOD CABINET	4.0			120	1	X			18	IN WALL		E11
12	E12	DC	23	DISHMACHINE - UNDERCOUNTER	9.3		38.9	120/208	1		X		18	IN WALL	NEUTRAL REQUIRED	E12
13	E13	DC	24	DISPOSER			2	208	1		X		18	IN WALL		E13
14	E14	DR	21	MICROWAVE OVEN			16	120	1	X			60	IN WALL		E14
15	E15	CR		CONVENIENCE RECEPTACLE			16	120	1	X			60	IN WALL	GENERAL PURPOSE	E15
16	E16	SR	29	ICE MACHINE		1/4	15	120	1	X			42	IN WALL		E16

FLA = FULL LOAD AMPS
SR = SIMPLEX RECEPTACLE
DR = DUPLEX RECEPTACLE
DC = DIRECT CONNECTION/HARDWARE
AFF = HEIGHT IN INCHES ABOVE FINISH FLOOR TO CENTERLINE OF ROUGH-IN
EC = ELECTRICAL CONTRACTOR - DIV. 16
F83 = FOOD SERVICE EQUIPMENT SUPPLIER

- FIRE SUPPRESSION SYSTEM SHALL CONTAIN A MULTI-POLE NOVC SWITCH, SWITCHED ON ACTUATION OF THE SYSTEM. ELECTRICAL CONTRACTOR SHALL WIRE THIS SWITCH INTO CONTROL CIRCUITS, PROVIDING AUTOMATIC SHUTDOWN OF SUPPLY AIR AND DISCONNECTION OF POWER CIRCUITS SUPPLYING EQUIPMENT UNDER THE HOOD AND THE HOOD LIGHTS, UPON DISCHARGE OF THE FIRE SUPPRESSION SYSTEM.
- ALL CONNECTIONS UNLESS OTHERWISE NOTED BRANCHED FROM BUILDING SUPPLY TO EQUIPMENT CONNECTIONS BY RESPECTIVE TRADES AND IS NOT A PART OF F83'S RESPONSIBILITIES.
- EXCEPT IN THE CASE OF DUPLEX RECEPTACLES WHERE THEY ARE INDICATED AT 20 AMP, AND PANELBOARDS WHERE THEIR MAXIMUM RATING IS GIVEN, ALL AMPERAGES SHOWN ARE THE LOAD OF THE EQUIPMENT AND THE ELECTRICAL CONTRACTOR MUST CALCULATE BREAKER SIZE IN ACCORDANCE WITH NEC. HEIGHTS ARE TO THE CENTERLINE OF THE EQUIPMENT.
- EC SUPPLY AND WIRE WALL SWITCHES FOR HOOD LIGHTS, EXHAUST FAN, MAKE UP AIR FAN AND HEAT.



PLAN @ 1/4" = 1'



PLAN @ 1/4" = 1'

PROJECT:
McKnight Road
Church of Christ
2515 SOUTH MCKNIGHT ROAD
ST. LOUIS, MO 63124

FOOD SERVICE
EQUIPMENT
PLUMBING AND
ELECTRICAL
ROUGH-IN PLANS

THE SEAL AND SIGNATURE APPLY ONLY TO THE CONTRACT. THIS DRAWING IS NOT VALID UNLESS THE CONTRACT IS SIGNED BY THE ARCHITECT. ALL THE OTHER PLANS, SPECIFICATIONS, ESTIMATES, REPORTS OR OTHER DOCUMENTS OR INSTRUMENTS RELATING TO THIS PROJECT ARE TO BE USED FOR ANY PART OR PARTS OF THE PROJECT.


COPYRIGHT 2008 FLETCHER ARCHITECTS, INC.

NO	DATE	REVISIONS
	09/09/11	ADDENDUM #0

PROJECT NO. 01403
DRAWN BY: SER
CHECKED BY: MEF
DATE: NOVEMBER 1, 2002

FS2

CONSTRUCTION/BID DRAWINGS



Fletcher :: Architects, Inc.

ARCHITECTURE • PLANNING • INTERIORS
1806 NORTH SIGNAL HILLS DRIVE
KIRKWOOD, MO. 63122
TEL. (314) 965-6333
FAX. (314) 965-8997
info@fletcher-architects.com

CONSULTANTS

CIVIL ENGINEERS:
FRONTENAC ENGR. GROUP, INC.
16 SUNNEN DR.
ST. LOUIS, MO 63143
PHONE (314) 644-2200
FAX (314) 644-0645

STRUCT. ENGINEER:
ABS CONSULTING
1844 LACKLAND HILLS PARKWAY
ST. LOUIS, MO 63146
PHONE (314) 984-7007
FAX (314) 984-0722

M.E.P. ENGINEER:
SSC ENGINEERING
550 SPIRIT OF ST. LOUIS BLVD.
CHESTERFIELD, MO 63005
PHONE (636) 530-7770
FAX (636) 530-7877

HARDWARE CONSULTANT
8710
2555 PIERRE CT.
ST. LOUIS, MO 63128
PHONE (314) 487-7776
FAX (314) 842-2242

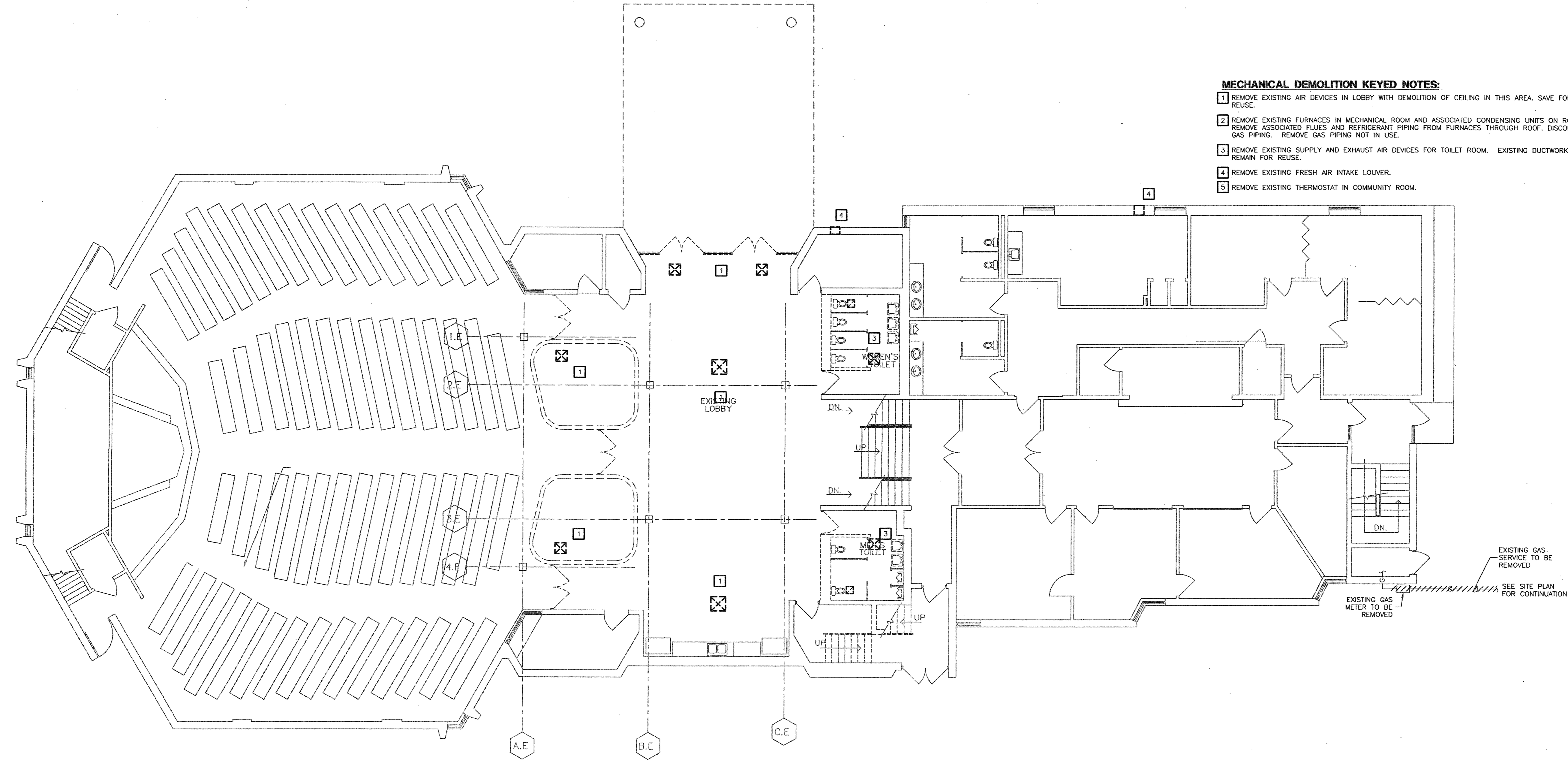
KITCHEN CONSULTANTS
THE EDGER GROUP
2501 WATSON ROAD
ST. LOUIS, MO 63139
PHONE (314) 645-2987
FAX (314) 645-3208

LANDSCAPE ARCHITECT
AUSTIN TAO AND ASSOC.
2101 LOCUST, 2ND. FLOOR
ST. LOUIS, MO 63103
PHONE (314) 436-3999
FAX (314) 436-9130

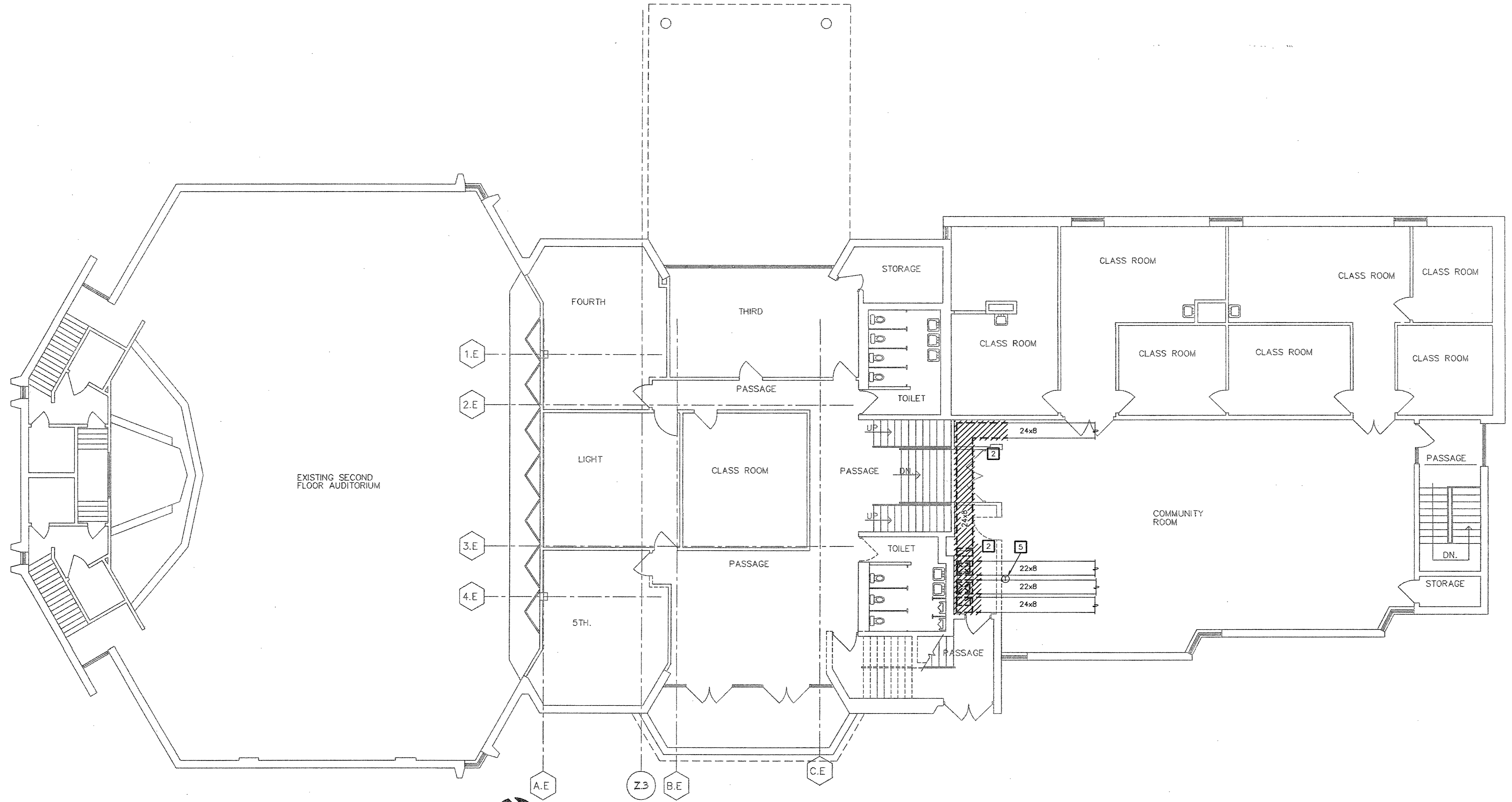
INTERIOR DESIGN
O'DONNELL DESIGN ASSOC.
124 WEST JEFFERSON
KIRKWOOD, MO 63122
PHONE (314) 909-1905
FAX (314) 909-1906

MECHANICAL DEMOLITION KEYED NOTES:

- 1 REMOVE EXISTING AIR DEVICES IN LOBBY WITH DEMOLITION OF CEILING IN THIS AREA. SAVE FOR REUSE.
- 2 REMOVE EXISTING FURNACES IN MECHANICAL ROOM AND ASSOCIATED CONDENSING UNITS ON ROOF. REMOVE ASSOCIATED FLUES AND REFRIGERANT PIPING FROM FURNACES THROUGH ROOF. DISCONNECT GAS PIPING. REMOVE GAS PIPING NOT IN USE.
- 3 REMOVE EXISTING SUPPLY AND EXHAUST AIR DEVICES FOR TOILET ROOM. EXISTING DUCTWORK TO REMAIN FOR REUSE.
- 4 REMOVE EXISTING FRESH AIR INTAKE LOUVER.
- 5 REMOVE EXISTING THERMOSTAT IN COMMUNITY ROOM.



MECHANICAL FIRST FLOOR DEMOLITION PLAN
SCALE: 1/8" = 1' - 0"



MECHANICAL SECOND FLOOR DEMOLITION PLAN
SCALE: 1/8" = 1' - 0"

THE SEAL AND SIGNATURE APPLY ONLY TO THE DOCUMENT TO WHICH THEY ARE AFFIXED, AND WE EXPRESSLY DISCLAIM ANY RESPONSIBILITY FOR ANY OTHER DOCUMENTS, ESTIMATES, REPORTS, OR OTHER DOCUMENTS OR INSTRUMENTS RELATING TO THE PROJECT, OR USED FOR ANY PART OR PARTS OF THE ARCHITECTURAL OR ENGINEERING PROJECT.

PROJECT:

ADDITION AND RENOVATIONS TO
McKnight Road
Church of Christ
2515 SOUTH MCKNIGHT ROAD
ST. LOUIS, MO 63124

THE SEAL AND SIGNATURE APPLY ONLY TO THE DOCUMENT TO WHICH THEY ARE AFFIXED, AND WE EXPRESSLY DISCLAIM ANY RESPONSIBILITY FOR ANY OTHER DOCUMENTS, ESTIMATES, REPORTS, OR OTHER DOCUMENTS OR INSTRUMENTS RELATING TO THE PROJECT, OR USED FOR ANY PART OR PARTS OF THE ARCHITECTURAL OR ENGINEERING PROJECT.


NO.	DATE	REVISIONS
000001		ADDENDUM #0

PROJECT NO. 2001239
DRAWN BY: JW
CHECKED BY: SAH
DATE: NOVEMBER 1, 2002

MD1.1

CONSTRUCTION/BID DRAWINGS

SSC Swin, Schuchat, & Cornett
Engineering, Inc.
18207 Edison Avenue
Chesterfield, Missouri 63005
(636) 630-7770
Fax: (636) 630-7877



**Fletcher:
Architects, Inc.**

ARCHITECTURE • PLANNING • INTERIORS
1906 NORTH SIGNAL HILLS DRIVE
KIRKWOOD, MO. 63122
TEL. (314) 965-6333
FAX. (314) 965-8597
Info@fletcher-architects.com

CONSULTANTS

CIVIL ENGINEER:

FRONTENAC ENGR. GROUP, INC.
16 SUNNEN DR.
ST. LOUIS, MO. 63143
PHONE (314) 644-2200
FAX (314) 644-0545

STRUCT. ENGINEER:

ABS CONSULTING
1844 LAKELAND HILLS PARKWAY
ST. LOUIS, MO. 63146
PHONE (314) 994-7007
FAX (314) 994-0722

M.E.P. ENGINEER:

SSC ENGINEERING
550 SPIRIT OF ST. LOUIS BLVD.
CHESTERFIELD, MO. 63005
PHONE (636) 530-7770
FAX (636) 530-7877

HARDWARE CONSULTANT

2525 PIERRE CT.
ST. LOUIS, MO. 63128
PHONE (314) 487-7776
FAX (314) 842-2242

KITCHEN CONSULTANTS

THE DESIGN GROUP
3501 WATSON ROAD
ST. LOUIS, MO. 63139
PHONE (314) 645-2987
FAX (314) 645-3208

LANDSCAPE ARCHITECT

AUSTIN TUD AND ASSOC.
2101 LOCUST, 2ND FLOOR
ST. LOUIS, MO. 63103
PHONE (314) 436-3999
FAX (314) 436-9130

INTERIOR DESIGN

OTOLE DESIGN ASSOC.
124 WEST JEFFERSON
KIRKWOOD, MO. 63122
PHONE (314) 909-1905
FAX (314) 909-1906

PROJECT:
ADDITION AND RENOVATIONS TO
McKnight Road
Church of Christ
2515 SOUTH MCKNIGHT ROAD
ST. LOUIS, MO 63124

THE SEAL AND SIGNATURE APPLY ONLY TO THE DOCUMENT TO WHICH THEY ARE AFFIXED, AND WE EXPRESSLY DISCLAIM ANY RESPONSIBILITY FOR ALL OR OTHER DOCUMENTS OR INSTRUMENTS RELATING TO OR REFERRED TO BE USED FOR ANY PART OR PARTS OF THE PROJECT.

REVISIONS TABLE

NO.	DATE	REVISIONS

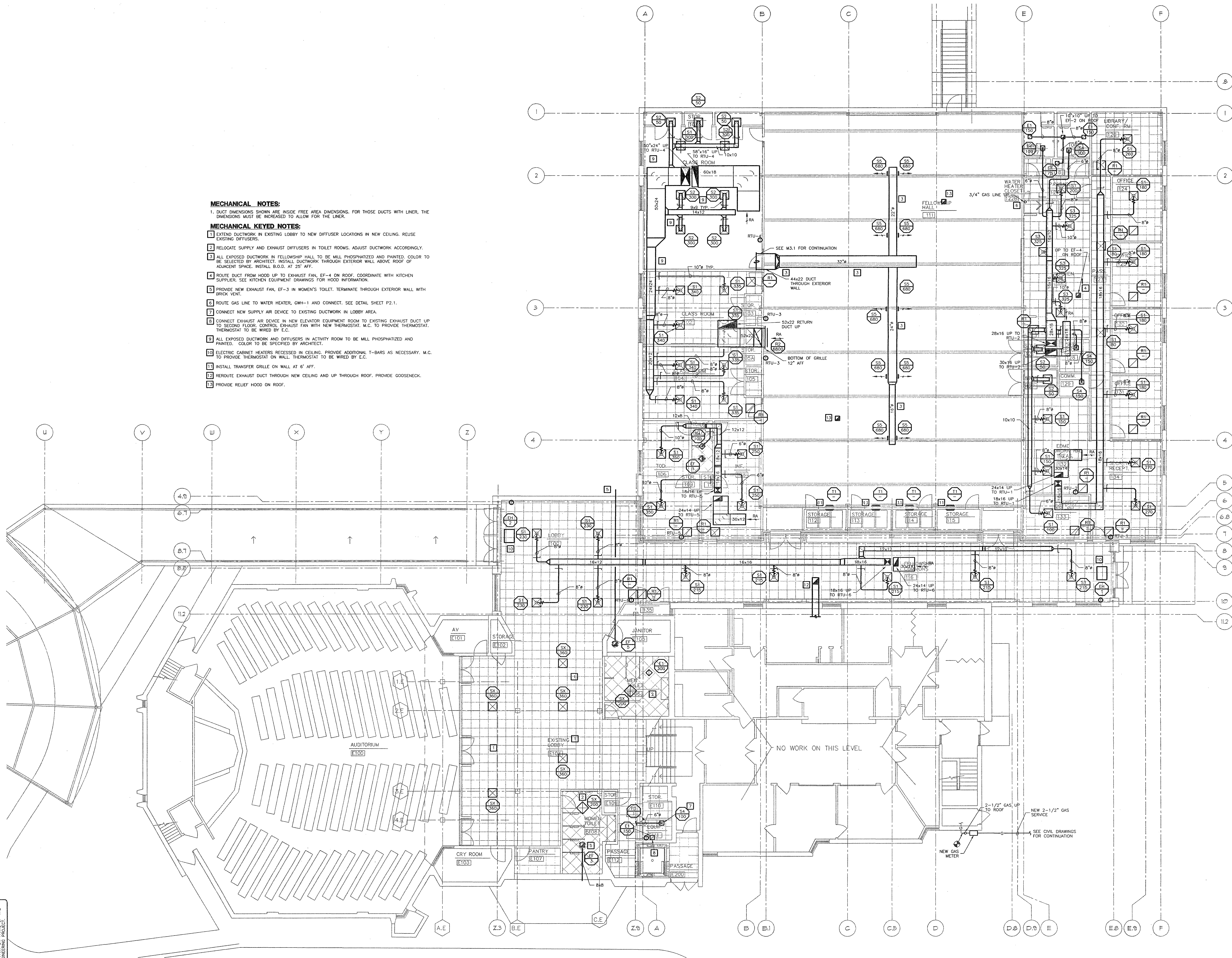
PROJECT NO. 2001239 SHEET NO. M1.1
DRAWN BY: JW
CHECKED BY: SAH
DATE: NOVEMBER 1, 2002

CONSTRUCTION/BID DRAWINGS


SSC Swin, Schuchat, & Cornett
Engineering, Inc.
18207 Edison Avenue
Chesterfield, Missouri 63005
Phone: (636) 530-7770
Fax: (636) 530-7877

MECHANICAL FIRST FLOOR PLAN
SCALE: 1/8" = 1' - 0"

- MECHANICAL NOTES:**
1. DUCT DIMENSIONS SHOWN ARE INSIDE FREE AREA DIMENSIONS. FOR THOSE DUCTS WITH LINER, THE DIMENSIONS MUST BE INCREASED TO ALLOW FOR THE LINER.
- MECHANICAL KEYED NOTES:**
1. EXTEND DUCTWORK IN EXISTING LOBBY TO NEW DIFFUSER LOCATIONS IN NEW CEILING. REUSE EXISTING DIFFUSERS.
 2. RELOCATE SUPPLY AND EXHAUST DIFFUSERS IN TOILET ROOMS. ADJUST DUCTWORK ACCORDINGLY.
 3. ALL EXPOSED DUCTWORK IN FELLOWSHIP HALL TO BE MILL PHOSPHATIZED AND PAINTED. COLOR TO BE SELECTED BY ARCHITECT. INSTALL DUCTWORK THROUGH EXTERIOR WALL ABOVE ROOF OF ADJACENT SPACE. INSTALL B.O.D. AT 25' AFF.
 4. ROUTE DUCT FROM HOOD UP TO EXHAUST FAN, EF-4 ON ROOF. COORDINATE WITH KITCHEN SUPPLIER. SEE KITCHEN EQUIPMENT DRAWINGS FOR HOOD INFORMATION.
 5. PROVIDE NEW EXHAUST FAN, EF-3 IN WOMEN'S TOILET. TERMINATE THROUGH EXTERIOR WALL WITH BRICK VENT.
 6. ROUTE GAS LINE TO WATER HEATER, CWH-1 AND CONNECT. SEE DETAIL SHEET P2.1.
 7. CONNECT NEW SUPPLY AIR DEVICE TO EXISTING DUCTWORK IN LOBBY AREA.
 8. CONNECT EXHAUST AIR DEVICE IN NEW ELEVATOR EQUIPMENT ROOM TO EXISTING EXHAUST DUCT UP TO SECOND FLOOR. CONTROL EXHAUST FAN WITH NEW THERMOSTAT. M.C. TO PROVIDE THERMOSTAT. THERMOSTAT TO BE WIRED BY E.C.
 9. ALL EXPOSED DUCTWORK AND DIFFUSERS IN ACTIVITY ROOM TO BE MILL PHOSPHATIZED AND PAINTED. COLOR TO BE SPECIFIED BY ARCHITECT.
 10. ELECTRIC CABINET HEATERS RECESSED IN CEILING. PROVIDE ADDITIONAL T-BARS AS NECESSARY. M.C. TO PROVIDE THERMOSTAT ON WALL. THERMOSTAT TO BE WIRED BY E.C.
 11. INSTALL TRANSFER GRILLE ON WALL AT 6' AFF.
 12. REROUTE EXHAUST DUCT THROUGH NEW CEILING AND UP THROUGH ROOF. PROVIDE GOOSENECK.
 13. PROVIDE RELIEF HOOD ON ROOF.



THE SEAL AND SIGNATURE APPLY ONLY TO THE DOCUMENT TO WHICH THEY ARE AFFIXED, AND WE EXPRESSLY DISCLAIM ANY RESPONSIBILITY FOR ALL OR OTHER DOCUMENTS OR INSTRUMENTS RELATING TO OR REFERRED TO BE USED FOR ANY PART OR PARTS OF THE PROJECT.



**Fletcher:
Architects, Inc.**

ARCHITECTURE • PLANNING • INTERIORS
1906 NORTH SIGNAL HILLS DRIVE
KIRKWOOD, MO. 63122
TEL. (314) 965-6333
FAX. (314) 965-8997
info@fletcher-architects.com

CONSULTANTS

CIVIL ENGINEER:

FRONTENAC ENGR. GROUP, INC.
16 SUNNEN DR.
ST. LOUIS, MO 63143
PHONE (314) 644-2200
FAX (314) 644-0845

STRUCT. ENGINEER:

ABS CONSULTING
1844 LACKLAND HILLS PARKWAY
ST. LOUIS, MO 63146
PHONE (314) 994-7007
FAX (314) 994-0722

M.E.P. ENGINEER:

SSC ENGINEERING
550 SPIRIT OF ST. LOUIS BLVD.
CHESTERFIELD, MO 63005
PHONE (636) 530-7770
FAX (636) 530-7877

HARDWARE CONSULTANT

3555 PIERRE CT.
ST. LOUIS, MO 63128
PHONE (314) 487-7776
FAX (314) 845-2242

KITCHEN CONSULTANTS

THE GEGER GROUP
3501 WATSON ROAD
ST. LOUIS, MO 63139
PHONE (314) 645-7887
FAX (314) 645-3208

LANDSCAPE ARCHITECT

AUSTIN TAG AND ASSOC.
2101 LOUGHEE, 2ND FLOOR
ST. LOUIS, MO 63103
PHONE (314) 436-9099
FAX (314) 436-9130

INTERIOR DESIGN

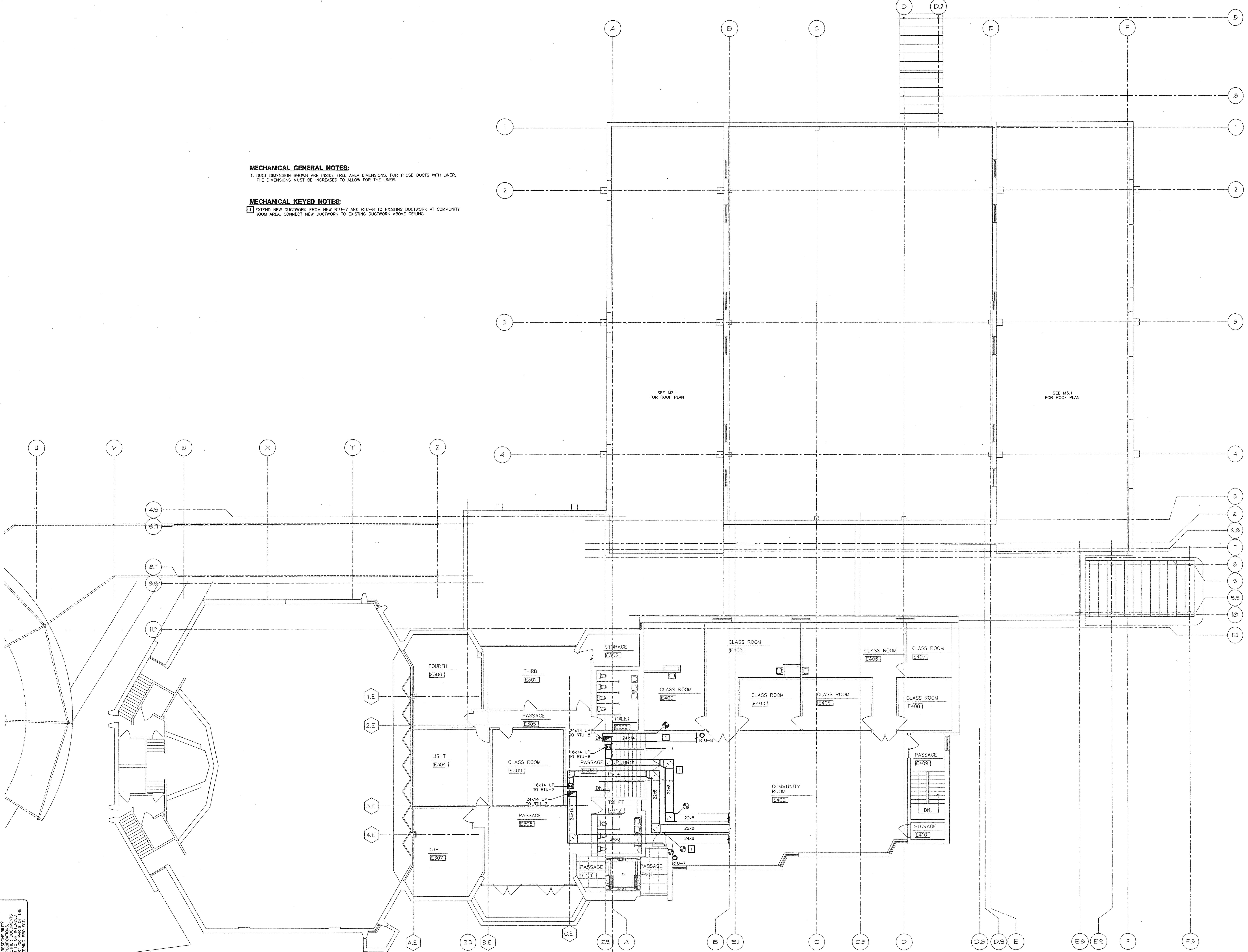
OTOLE DESIGN ASSOC.
124 WEST JEFFERSON
KIRKWOOD, MO 63122
PHONE (314) 909-1805
FAX (314) 909-1906

MECHANICAL GENERAL NOTES:

1. DUCT DIMENSION SHOWN ARE INSIDE FREE AREA DIMENSIONS. FOR THOSE DUCTS WITH LINER, THE DIMENSIONS MUST BE INCREASED TO ALLOW FOR THE LINER.

MECHANICAL KEYED NOTES:

□ EXTEND NEW DUCTWORK FROM NEW RTU-7 AND RTU-8 TO EXISTING DUCTWORK AT COMMUNITY ROOM AREA. CONNECT NEW DUCTWORK TO EXISTING DUCTWORK ABOVE CEILING.



1:0001239mch11239d_1.dwg
THIS SEAL AND SIGNATURE APPLY ONLY TO THE DOCUMENT TO WHICH THEY ARE AFFIXED, AND FOR ALL OTHER PLANS, SPECIFICATIONS, OR INSTRUMENTS RELATING TO OR INTENDED FOR THE PROJECT.
ARCHITECTURAL OR ENGINEERING PROJECT

MECHANICAL SECOND FLOOR PLAN
SCALE: 1/8" = 1' - 0"

SSC Swin, Schuchat, & Cornett
Engineering, Inc.
18207 Edison Avenue
Chesterfield, Missouri 63005
636) 530-7770
636) 530-7877

PROJECT:
ADDITION AND RENOVATIONS TO
McKnight Road
Church of Christ
2515 SOUTH MCKNIGHT ROAD
ST. LOUIS, MO 63124

THE SEAL AND SIGNATURES APPLY ONLY TO THE DOCUMENT TO WHICH THEY ARE AFFIXED, AND THE ENGINEER ASSUMES NO RESPONSIBILITY FOR ALL OTHER PLANS, SPECIFICATIONS, ESTIMATES, REPORTS, OR INSTRUMENTS RELATING TO OR INTENDED FOR THE PROJECT.

COPYRIGHT 2002 FLETCHER ARCHITECTS, INC.

NO.	DATE	REVISIONS
000001		ADDENDUM #0

PROJECT NO. 2001239
DRAWN BY: JW/MEG
CHECKED BY: SAH
DATE: NOVEMBER 1, 2002

CONSTRUCTION/BID DRAWINGS

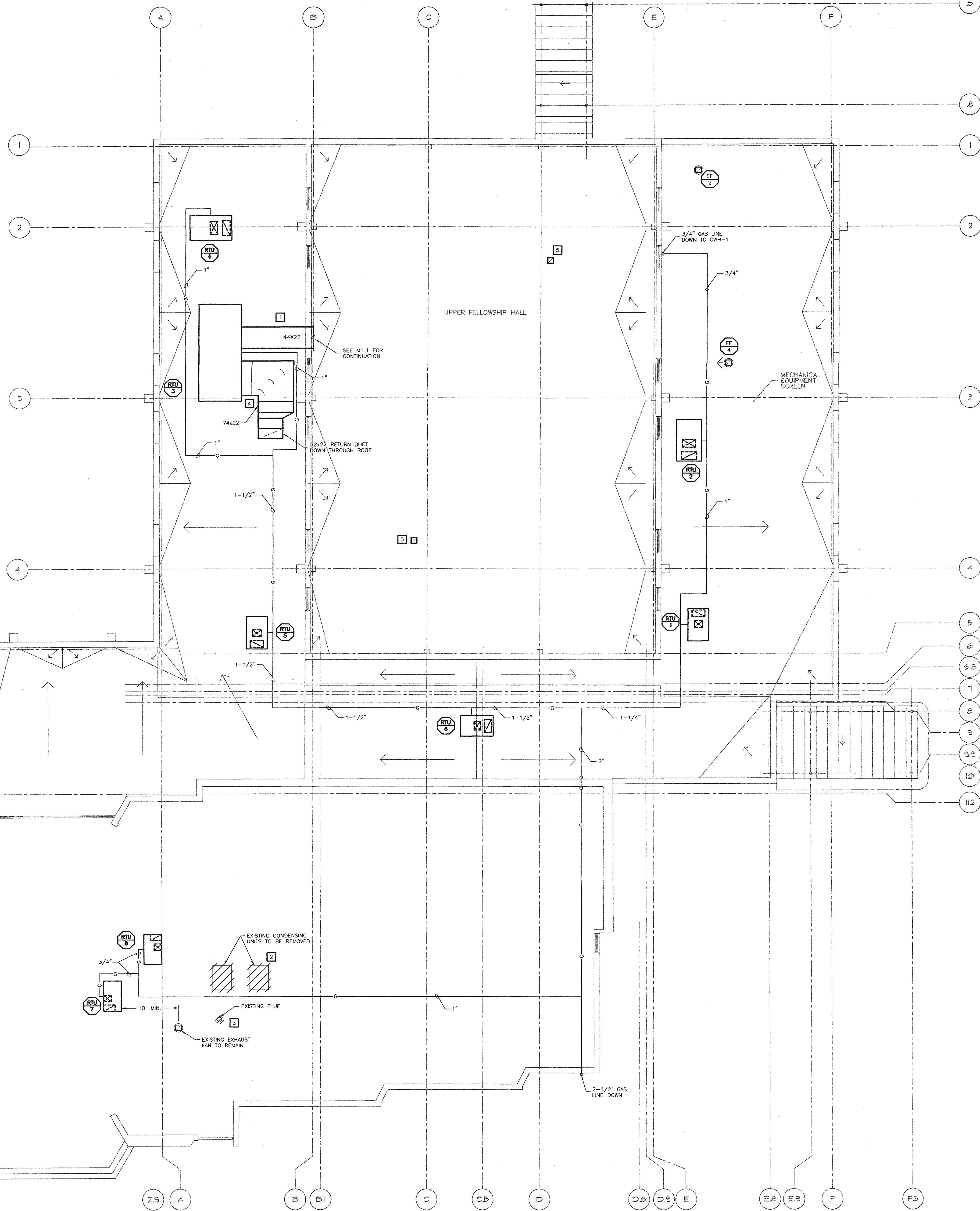
SHEET NO. **M2.1**

MECHANICAL GENERAL NOTES:

1. PROVIDE CONDENSATE DRAIN TRAP AT EACH RTU, PER DETAIL SHEET M4.1 UNLESS UNIT HAS INTERNAL TRAP. ROUTE CONDENSATE DRAINS TO NEAREST SCUPPER.
2. ROUTE GAS PIPING TO EACH RTU, PROVIDE DRIP LEG. CONNECT PER DETAIL SHEET M4.1.


MECHANICAL KEYED NOTES:

1. INSTALL SUPPLY DUCTWORK FOR FELLOWSHIP HALL ON ROOF. ROUTE RECTANGULAR DUCTWORK THROUGH EXTERIOR WALL OF FELLOWSHIP HALL WALL. INSTALL DUCTWORK ON ROOF PER DETAIL SHEET M4.1.
2. REMOVE EXISTING CONDENSING UNITS AND ASSOCIATED REFRIGERANT PIPING. PATCH ROOF TO MAINTAIN ROOF WARRANTY. COORDINATE WITH GENERAL CONTRACTOR.
3. REMOVE EXISTING FLUE FROM FURNACES BELOW. PATCH ROOF TO MAINTAIN ROOF WARRANTY. COORDINATE W/ GENERAL CONTRACTOR.
4. INSTALL RETURN DUCTWORK ON ROOF PER DETAIL ON SHEET M4.1. ROUTE THROUGH ROOF INTO CEILING BELOW.
5. INSTALL RELIEF HOOD ON ROOF.



MECHANICAL ROOF PLAN
SCALE: 1/8" = 1' - 0"

SSC Swin, Schuchat, & Cornett
Engineering, Inc.
18207 Edison Avenue (636) 630-7770
Chesterfield, Missouri 63006 Fax# (636) 630-7877



**Fletcher:
Architects, Inc.**

ARCHITECTURE • PLANNING • INTERIORS
1206 NORTH SIGNAL HILLS DRIVE
KIRKWOOD, MO 63122
TEL. (314) 965-6333
FAX. (314) 965-8997
info@fletcher-architects.com

CONSULTANTS

CIVIL ENGINEER:
FRONTENAC ENGR. GROUP, INC.
16 SUNNEN DR.
ST. LOUIS, MO 63143
PHONE (314) 644-2200
FAX (314) 644-0845

STRUCT. ENGINEER:
ABS CONSULTING
1844 LACKLAND HILLS PARKWAY
ST. LOUIS, MO 63146
PHONE (314) 994-7007
FAX (314) 994-0722

M.E.P. ENGINEER:
SSC ENGINEERING
550 SPIRIT OF ST. LOUIS BLVD.
CHESTERFIELD, MO 63000
PHONE (636) 530-7770
FAX (636) 530-7877

HARDWARE CONSULTANT
8710
5558 PIERRE CT.
ST. LOUIS, MO 63128
PHONE (314) 487-7776
FAX (314) 945-2242

KITCHEN CONSULTANTS
THE GEIGER GROUP
3601 WATSON ROAD
ST. LOUIS, MO 63139
PHONE (314) 645-2887
FAX (314) 645-3208

LANDSCAPE ARCHITECT
AUSTIN TAG AND ASSOC.
2101 LOUISI, 2ND FLOOR
ST. LOUIS, MO 63103
PHONE (314) 436-3999
FAX (314) 436-9130

INTERIOR DESIGN
OTOLE DESIGN ASSOC.
124 WEST JEFFERSON
KIRKWOOD, MO 63122
PHONE (314) 909-1905
FAX (314) 909-1908

PROJECT: ADDITION AND RENOVATIONS TO
McKnight Road
Church of Christ
2515 SOUTH MCKNIGHT ROAD
ST. LOUIS, MO 63124

THE SEAL AND SIGNATURE APPLY ONLY TO THE DOCUMENT TO WHICH THEY ARE AFFIXED, AND WE EXPRESSLY DISCLAIM ANY RESPONSIBILITY FOR ALL OTHER PLANS, SPECIFICATIONS, ESTIMATES, REPORTS, OR OTHER DOCUMENTS OR INSTRUMENTS RELATING TO OR WITHIN TO BE USED FOR ANY PART OR PARTS OF THE PROJECT.

COPYRIGHT 2002 FLETCHER ARCHITECTS, INC.

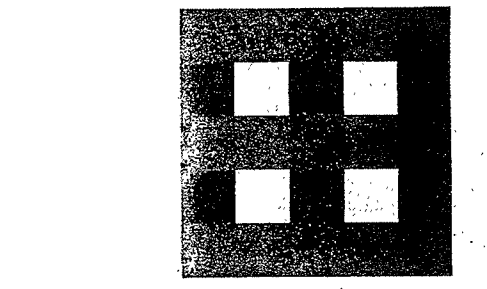
NO.	DATE	REVISIONS
000001		ADDENDUM #0

PROJECT NO. 2001239
DRAWN BY: JW/NEG
CHECKED BY: SAH
DATE: NOVEMBER 1, 2002

SHEET NO. **M3.1**

CONSTRUCTION/BID DRAWINGS

THE SEAL AND SIGNATURE APPLY ONLY TO THE DOCUMENT TO WHICH THEY ARE AFFIXED, AND WE EXPRESSLY DISCLAIM ANY RESPONSIBILITY FOR ALL OTHER PLANS, SPECIFICATIONS, ESTIMATES, REPORTS, OR OTHER DOCUMENTS OR INSTRUMENTS RELATING TO OR WITHIN TO BE USED FOR ANY PART OR PARTS OF THE PROJECT.



Fletcher Architects, Inc.

ARCHITECTURE ■ PLANNING ■ INTERIORS
1906 NORTH SIGNAL HILLS DRIVE
KIRKWOOD, MO 63122
TEL. (314) 965-6333
FAX. (314) 965-8997
info@fletcher-architects.com

CONSULTANTS
CIVIL ENGINEER:
FRONTENAC ENGR. GROUP, INC.

16 SUNNEN DR.
ST. LOUIS, MO 63143
PHONE (314) 644-2200
FAX (314) 644-0645

STRUCT. ENGINEER:
M.S. CONSULTING

1844 LADLAND HILLS PARKWAY
ST. LOUIS, MO 63146
PHONE (314) 994-7007
FAX (314) 994-0722

M.E.P. ENGINEER:
SSC ENGINEERING

550 SPIRIT OF ST. LOUIS BLVD.
CHESTERFIELD, MO 63005
PHONE (636) 530-7770
FAX (636) 535-7877

HARDWARE CONSULTANT
8710

5555 PIERRE CT.
ST. LOUIS, MO 63128
PHONE (314) 487-7776
FAX (314) 945-2942

KITCHEN CONSULTANTS
THE GEIGER GROUP

3500 WATSON ROAD
ST. LOUIS, MO 63139
PHONE (314) 645-2987
FAX (314) 645-3208

LANDSCAPE ARCHITECT
AUSTIN TAO AND ASSOC.

2101 LOCUST, 2ND FLOOR
ST. LOUIS, MO 63103
PHONE (314) 436-8999
FAX (314) 436-9130

INTERIOR DESIGN
OTOLE DESIGN ASSOC.

124 WEST JEFFERSON
KIRKWOOD, MO 63122
PHONE (314) 909-1905
FAX (314) 909-1906

PROJECT:
ADDITION AND RENOVATIONS TO
McKnight Road
Church of Christ
2515 SOUTH MCKNIGHT ROAD
ST. LOUIS, MO 63124

THE SEAL AND SIGNATURE APPLY ONLY TO THE
DRAWING. IT IS NOT THE USER'S RESPONSIBILITY
TO VERIFY THE ACCURACY OF THE INFORMATION
OR OTHER HANDS. SPECIFICATIONS, ESTIMATES, REPORTS
OR OTHER DOCUMENTS RELATING TO THIS
PROJECT SHALL BE USED FOR ANY PART OR PARTS
OF THE PROJECT.

COPYRIGHT 2002 FLETCHER ARCHITECTS, INC.

PROJECT NO. SHEET NO.
2001239 3W

DRAWN BY:
CHECKED BY:
DATE:
NOVEMBER 1, 2002

CONSTRUCTION/BID DRAWINGS

Table with columns: MARK, MANUFACTURER, MODEL NO., AREA SERVED, SUPPLY FAN, COOLING (MBH), FAT, NAT. GAS (MBH), ELECTRICAL, REMARKS. Rows include RTU-1 through RTU-8.

Table with columns: MARK, MANUFACTURER, MODEL NO., LOCATION, CFM, SP, SONE, VOLTS/PH, HP, WATTS, REMARKS. Rows include EF-1 through EF-5.

Table with columns: MARK, MANUFACTURER, MODEL NO., LOCATION, KW, VOLTS/PH, SIZE, REMARKS. Rows include EH-1 and EH-2.

Table with columns: DUCT CFM, DUCT SIZE. Rows include 0-100, 101-200, 201-300, 301-400, 401-500, 501-600.

Table with columns: DUCT CFM, DUCT SIZE. Rows include 0-150, 151-275, 276-350, 351-500, 501-700, 701-950.

Table with columns: PLAN MARK, MANUFACTURER, MODEL, MATL., NECK SIZE, FRAME TYPE, PANEL SIZE, REMARKS. Rows include S1 through S6.

Table with columns: PLAN MARK, MANUFACTURER, MODEL, MATL., NECK SIZE, FRAME TYPE, PANEL SIZE, REMARKS. Rows include R1 through R2.

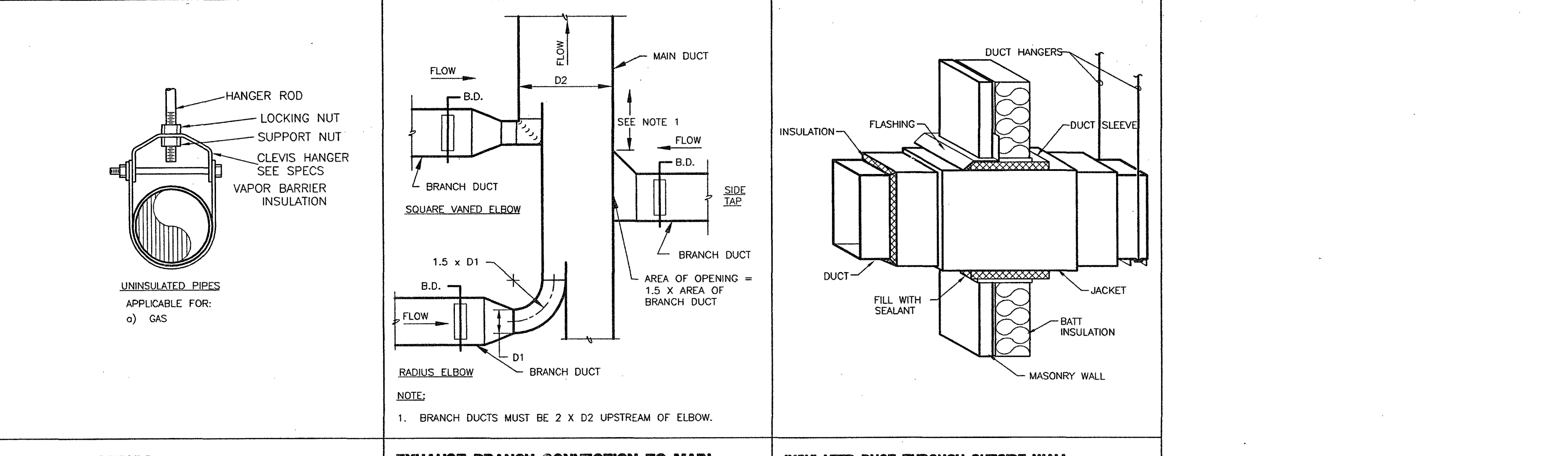
Table with columns: PLAN MARK, MANUFACTURER, MODEL, MATL., NECK SIZE, FRAME TYPE, PANEL SIZE, REMARKS. Rows include E1 through E2.

Table with columns: PLAN MARK, MANUF., MODEL, OR VERT. DUCT, DUCT SIZE, RATING, REMARKS. Rows include FD-1.

Mechanical Symbols Legend

- Legend for mechanical symbols: THERMOSTAT, 90 DEGREE ELBOW DOWN, ROUND DUCT, 90 DEGREE ELBOW UP, ROUND DUCT, ROUND RADIUS ELBOW, 90 DEGREE ELBOW DOWN, RECT. SUPPLY DUCT, 90 DEGREE ELBOW UP, RECTANGULAR SUPPLY DUCT, 90 DEGREE ELBOW UP, RECTANGULAR RETURN DUCT, RECTANGULAR ELBOW WITH TURNING VANES, FLEXIBLE DUCT, VOLUME DAMPER, MOTORIZED DAMPER, FIRE DAMPER, CEILING SUPPLY AIR DIFFUSER, CEILING RETURN AIR GRILLE, SIDEWALL RETURN AIR GRILLE, SIDEWALL SUPPLY AIR DIFFUSER, SUPPLY AIR SLOT DIFFUSER, ROUND TAP IN BOTTOM OF DUCT, RECTANGULAR TAP IN BOTTOM OF DUCT, CONNECTION OF NEW TO EXISTING, CONDENSATE DRAIN, PIPE TURNING DOWN, PIPE TURNING UP, BALL VALVE, FLOW CONTROL, GATE VALVE, PRESSURE RELIEF VALVE, CHECK VALVE, GAS COCK, UNION, PRESSURE GAUGE.

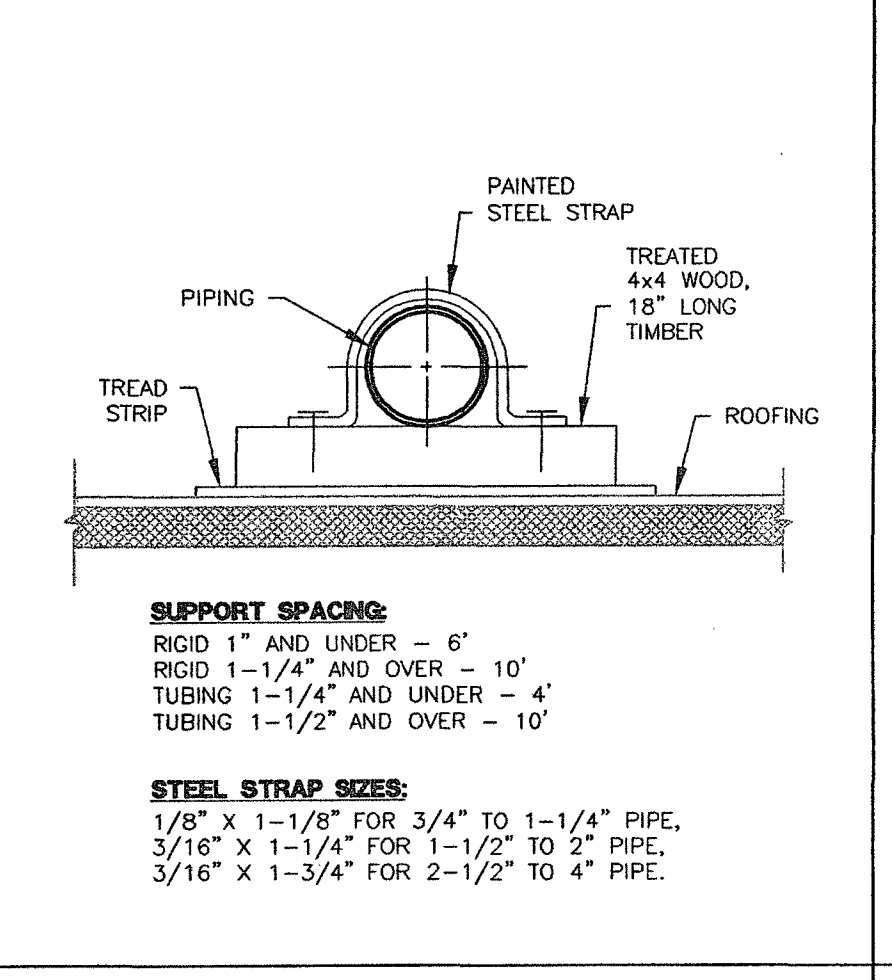
SSC Swin, Schuchat, & Cornett Engineering, Inc. logo and contact info.



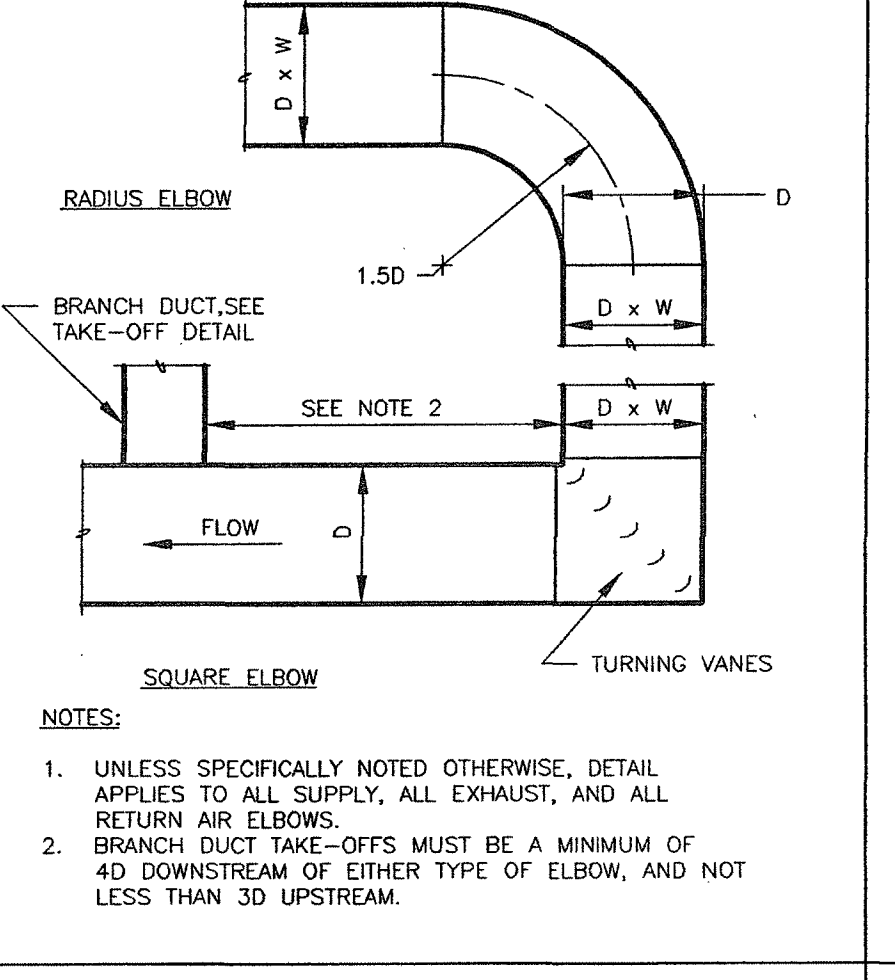
PIPE HANGER DETAILS NO SCALE

EXHAUST BRANCH CONNECTION TO MAIN NO SCALE

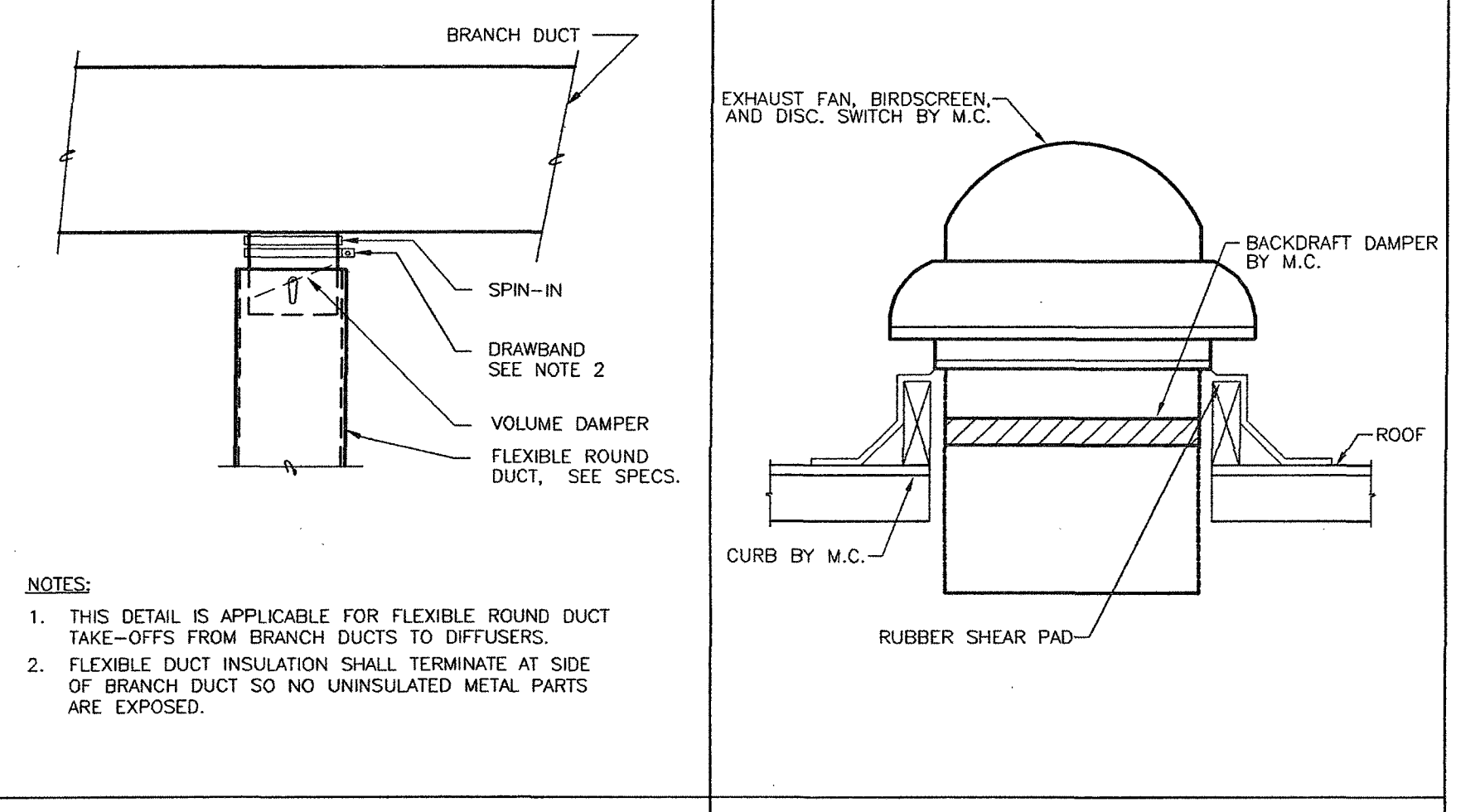
INSULATED DUCT THROUGH OUTSIDE WALL NO SCALE



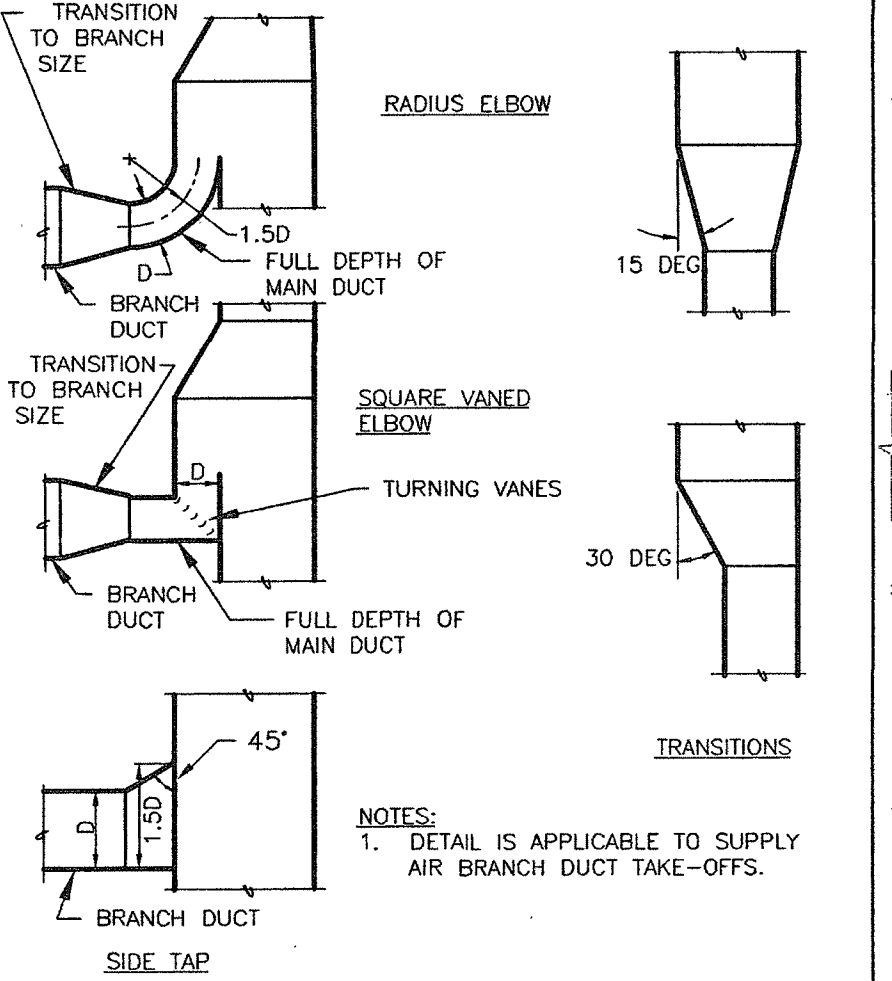
GAS PIPING SUPPORT ON ROOF DETAIL NO SCALE



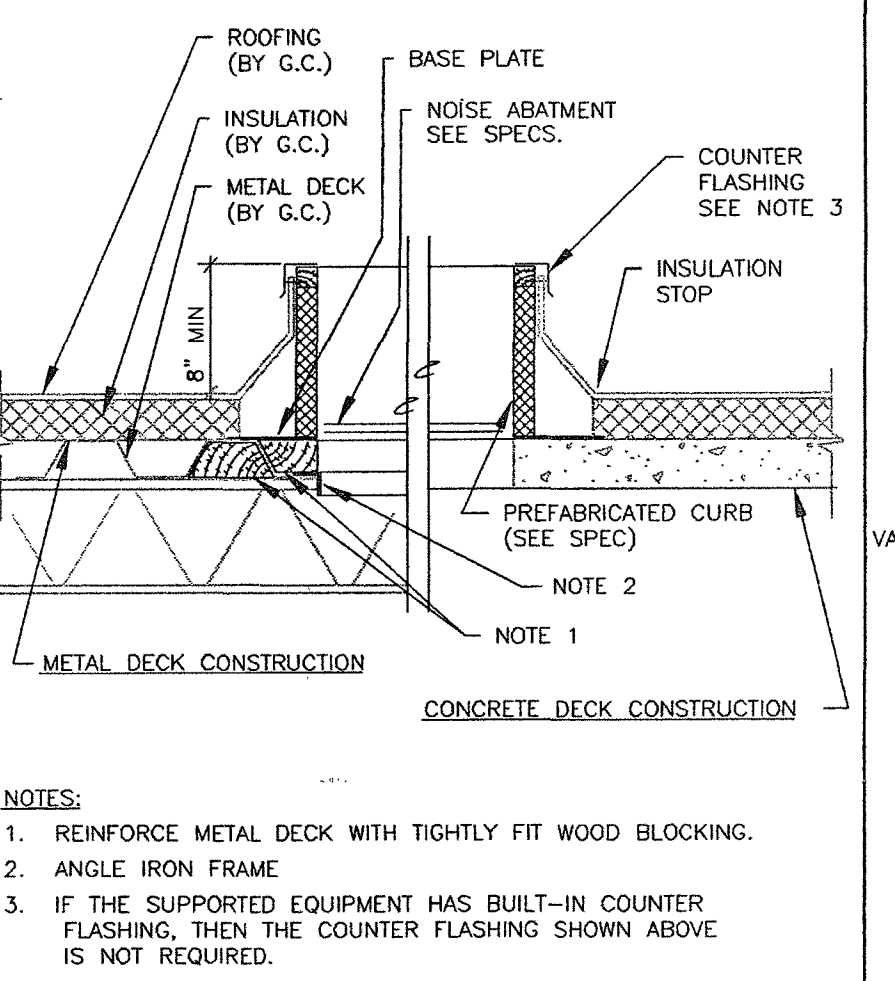
DUCT ELBOW NO SCALE



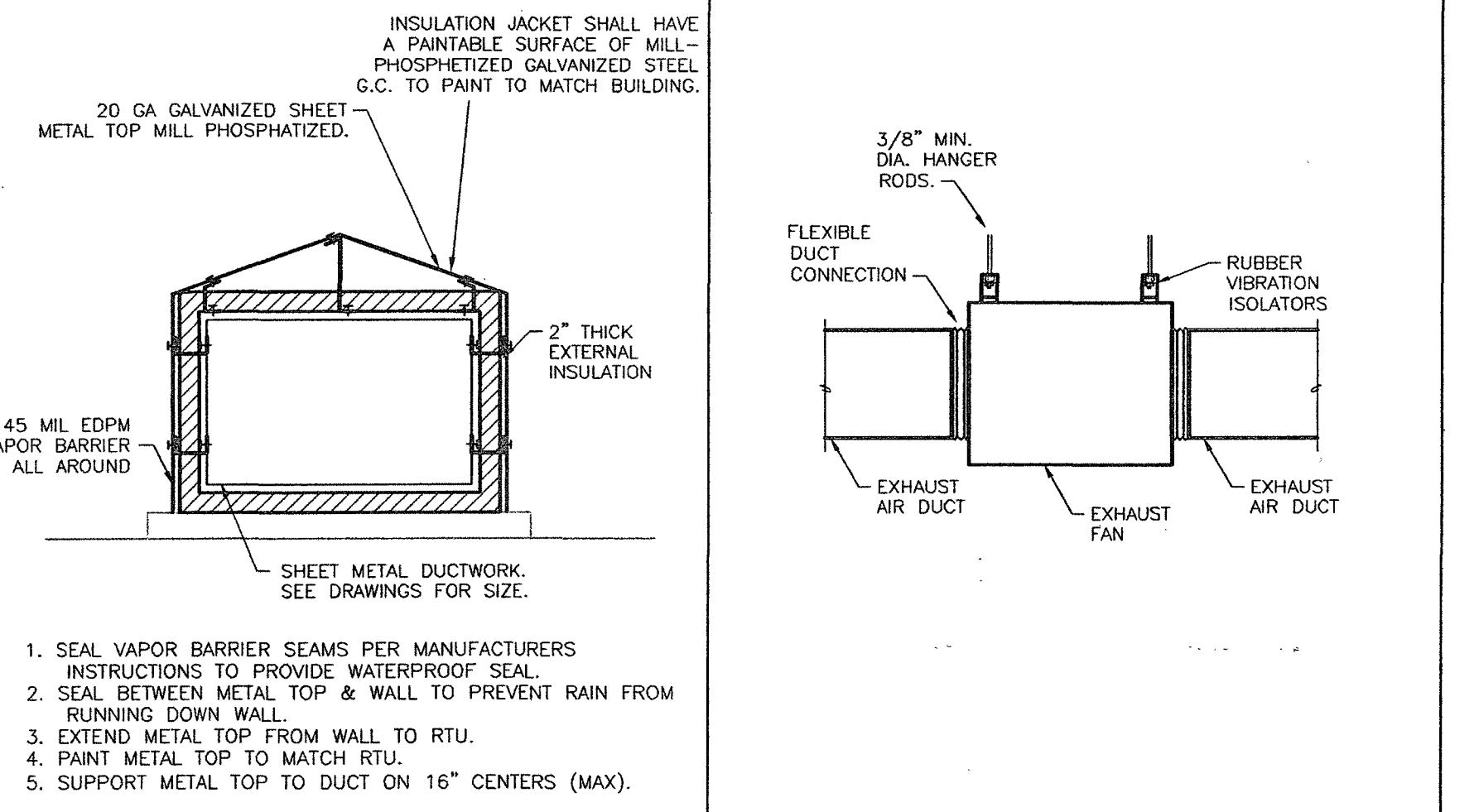
FLEXIBLE DUCT CONNECTION TO BRANCH NO SCALE



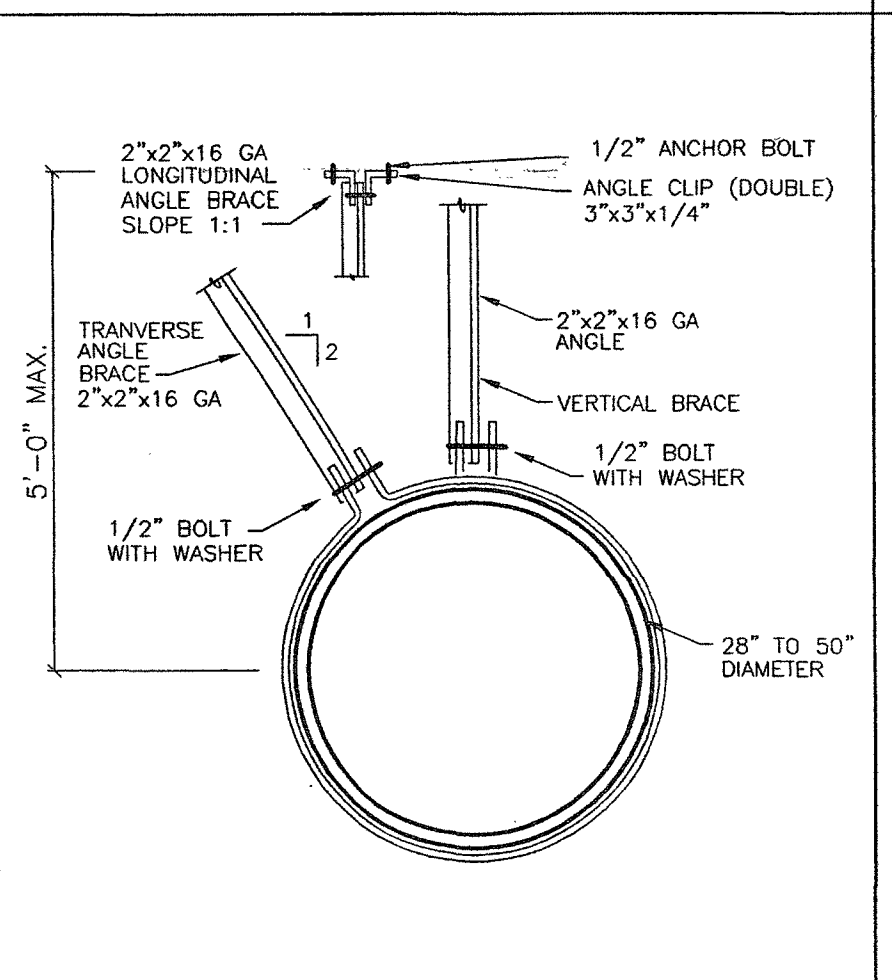
DUCT ELBOW NO SCALE



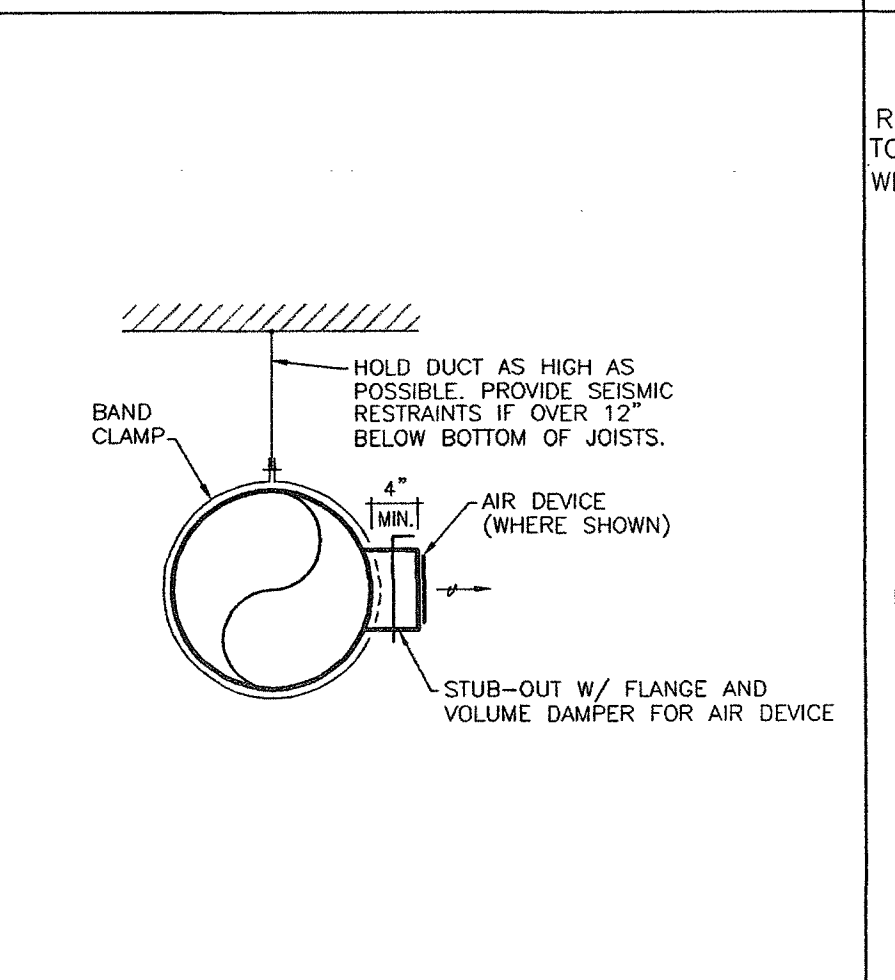
CURB DETAIL - TYPE A NO SCALE



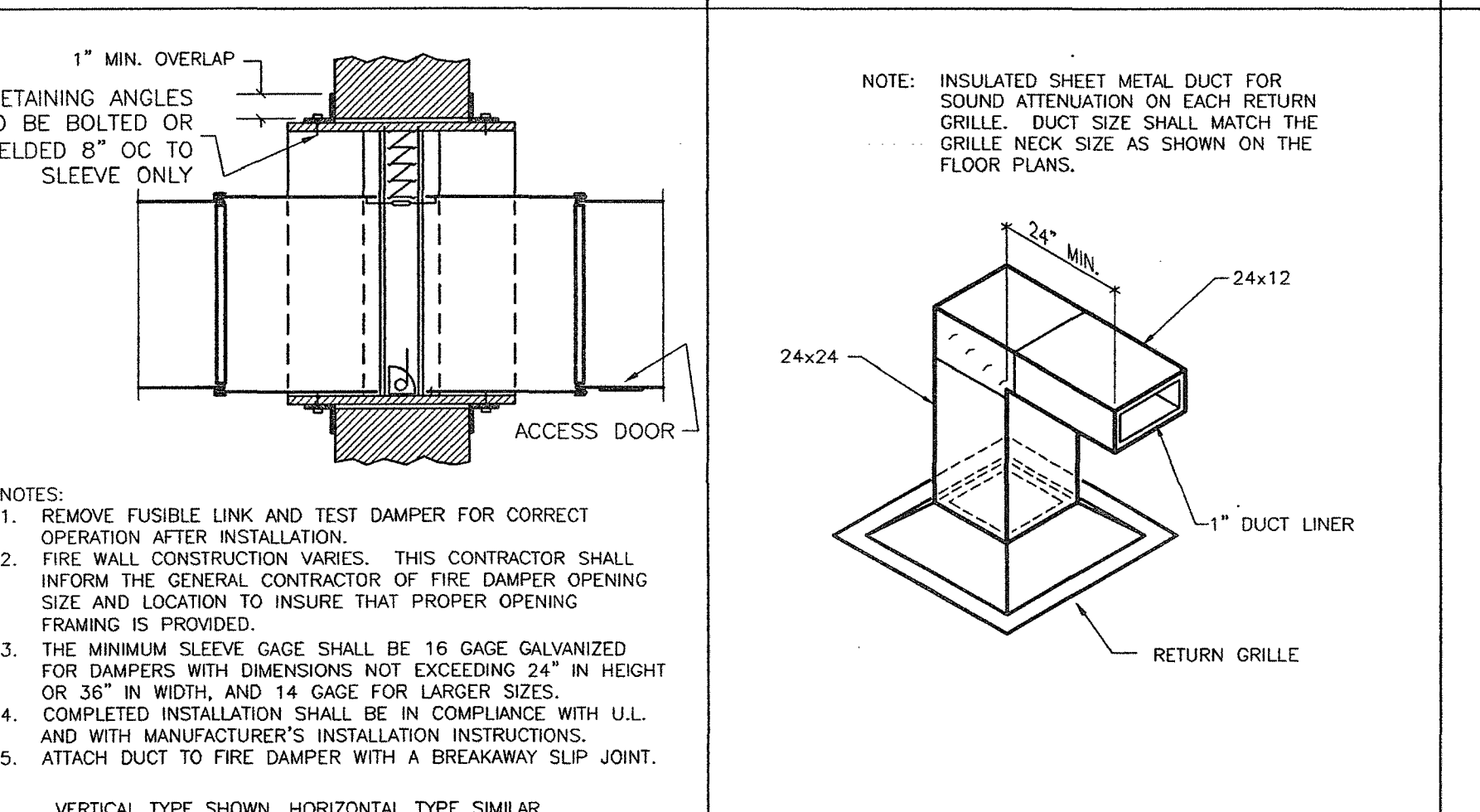
EXTERIOR DUCT INSTALLATION ON ROOF DETAIL NO SCALE



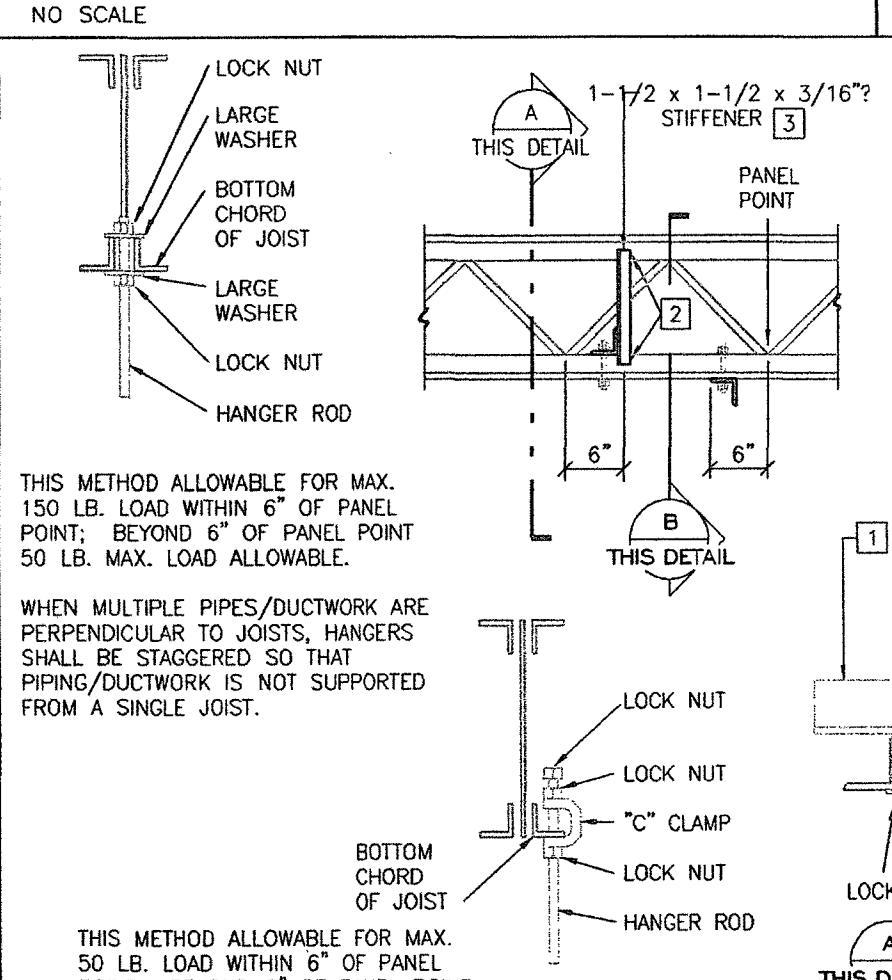
BRANCH DUCT TAKEOFFS AND TRANSITIONS NO SCALE



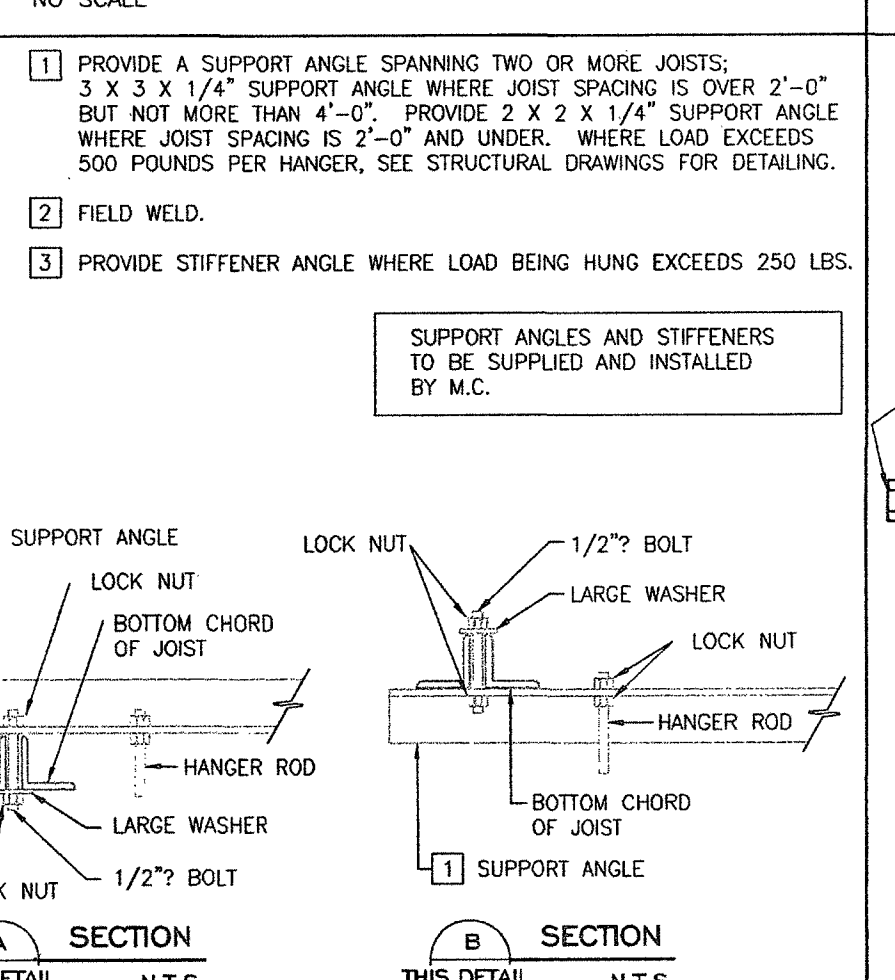
INLINE EXHAUST FAN CONNECTION DETAIL NO SCALE



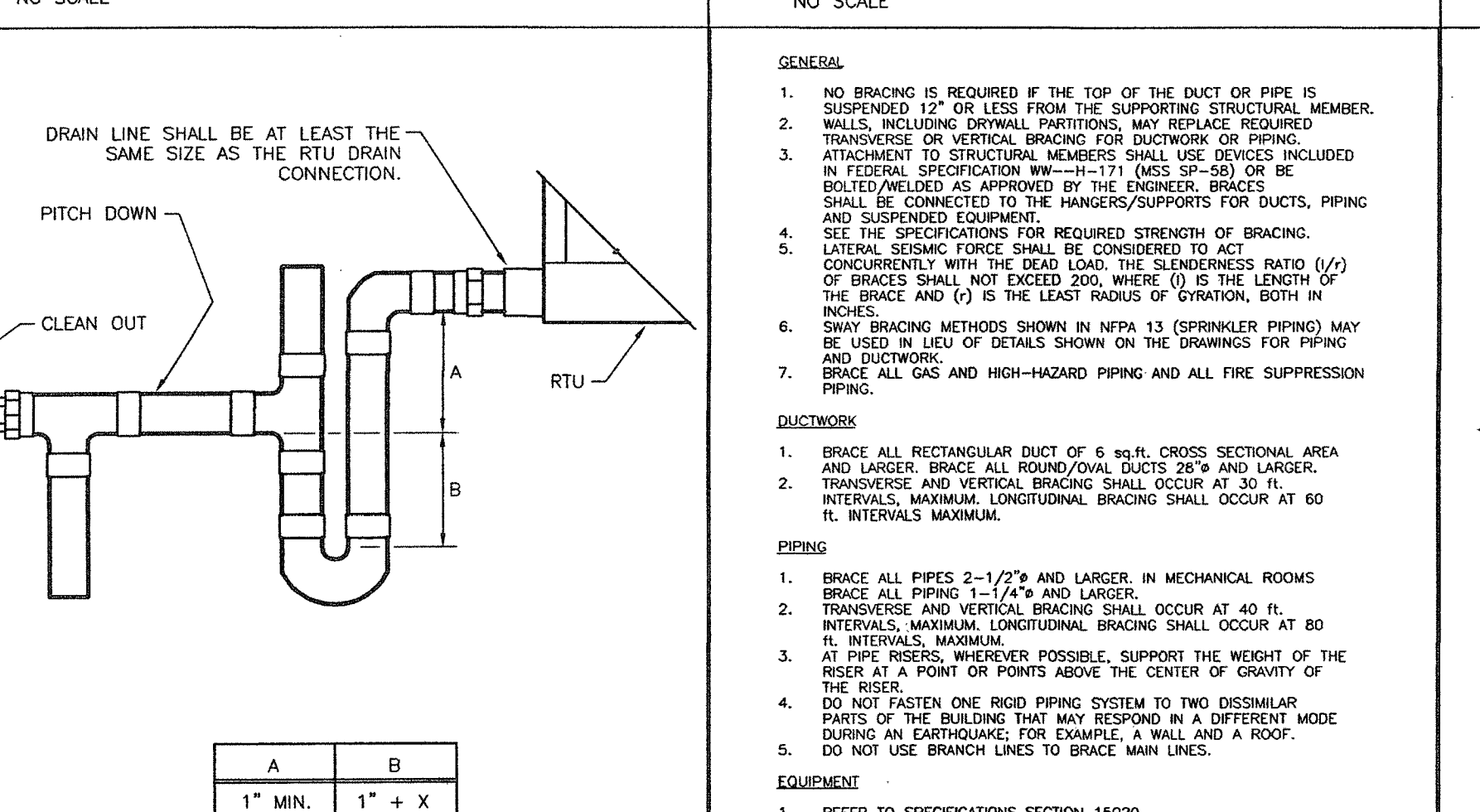
RETURN GRILLE DETAIL NO SCALE



TYPICAL SEISMIC BRACING FOR ROUND/OVAL DUCTS NO SCALE



EXPOSED ROUND DUCT DETAIL - FELLOWSHIP HALL NO SCALE



FIRE DAMPER DETAIL NO SCALE

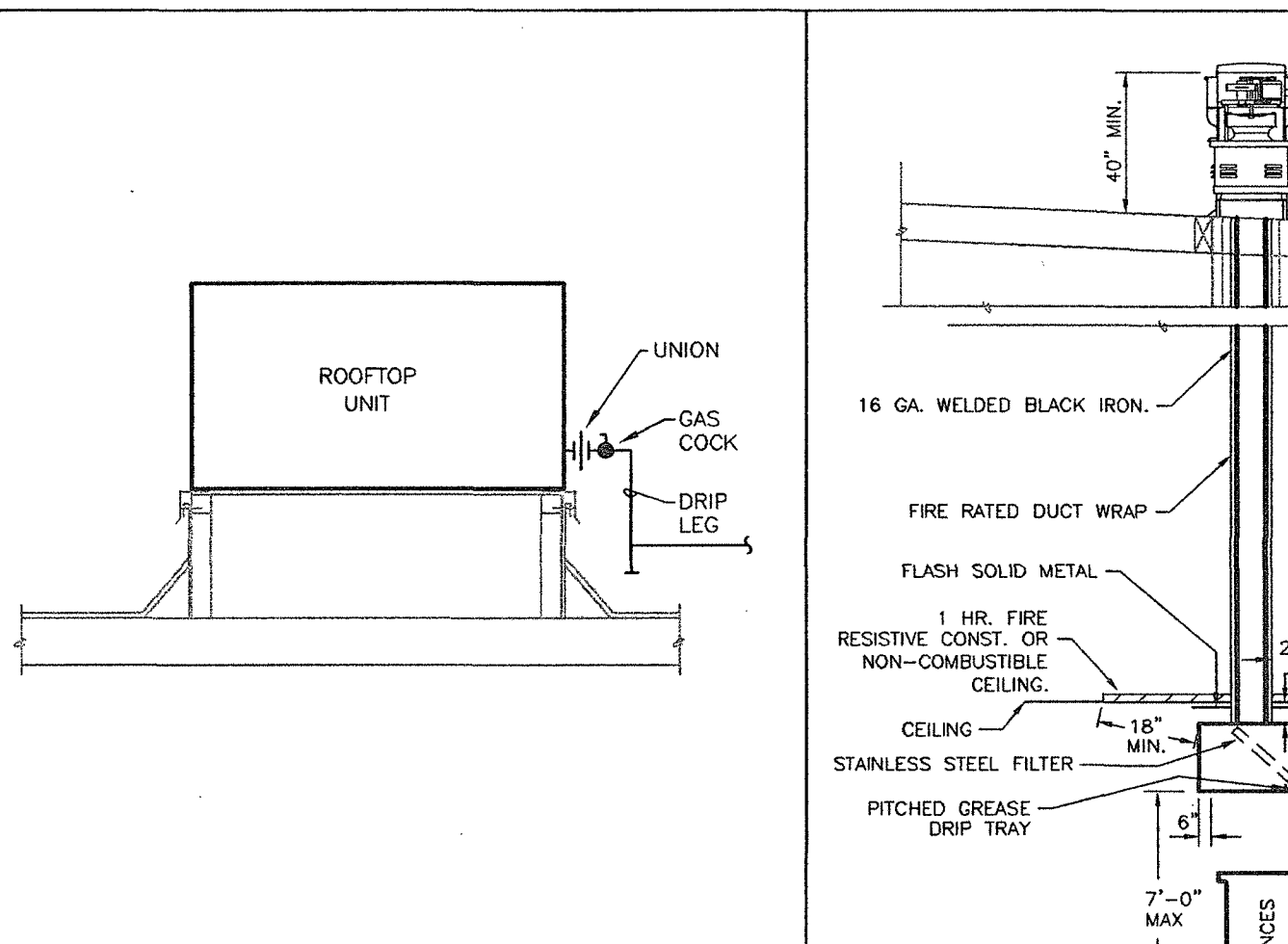
TYPICAL JOIST HANGER DETAIL FOR PIPING, DUCTWORK AND EQUIPMENT NO SCALE

ROOF TOP UNIT CONDENSATE DRAIN TRAP DETAIL NO SCALE

NOTES FOR SEISMIC BRACING NO SCALE

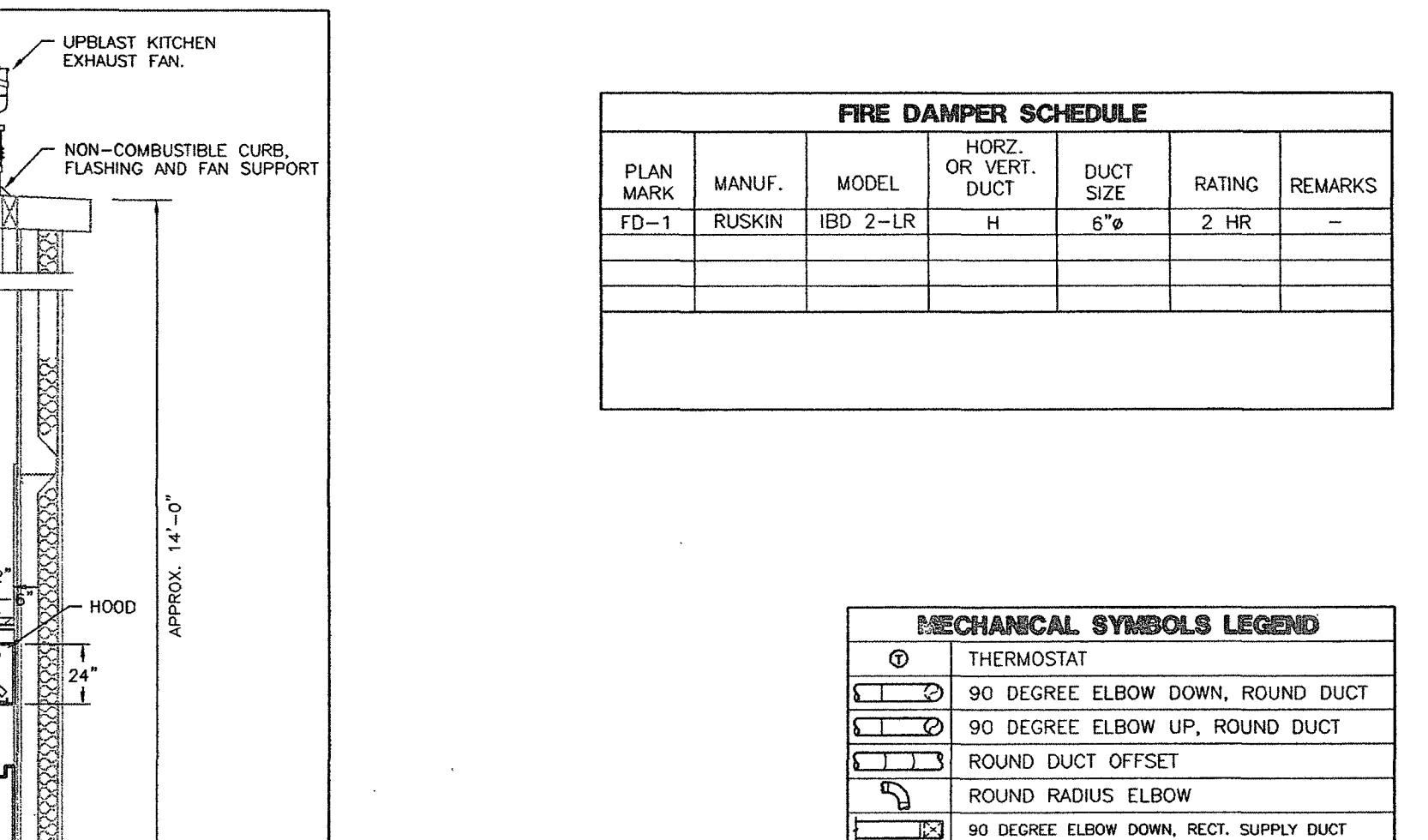


ROOF MOUNTED EXHAUST FAN NO SCALE



ROOFTOP UNIT GAS PIPING DETAIL NO SCALE

PIPING THRU ROOF NO SCALE



EXHAUST AIR DETAIL NO SCALE

THIS METHOD ALLOWABLE FOR MAX. 50 LB. LOAD WITHIN 6" OF PANEL POINT, BEYOND 6" OF PANEL POINT 50 LB. MAX. LOAD ALLOWABLE.


THIS METHOD ALLOWABLE FOR MAX. 50 LB. LOAD WITHIN 6" OF PANEL POINT, BEYOND 6" OF PANEL POINT THIS METHOD IS NOT ALLOWED.

GENERAL: 1. NO BRACING IS REQUIRED IF THE TOP OF THE DUCT OR PIPE IS SUPPORTED BY THE SUPPORTING STRUCTURAL MEMBER...

NOTES: 1. All seams and joints of hood and exhaust duct systems shall have a liquid tight continuous exterior weld...

1. AIR DEVICE NECK SIZE SHALL BE THE SAME AS RUNOUT SIZE. 2. RECTANGULAR DUCT SIZES OR EQUIVALENT FREE AREA MAY BE SUBSTITUTED FOR ROUND DUCT.

THE SEAL AND SIGNATURE APPLY ONLY TO THE DRAWING. IT IS NOT THE USER'S RESPONSIBILITY TO VERIFY THE ACCURACY OF THE INFORMATION OR OTHER HANDS...



**Fletcher:
Architects, Inc.**

ARCHITECTURE • PLANNING • INTERIORS
1906 NORTH SIGNAL HILLS DRIVE
KIRKWOOD, MO. 63122
TEL. (314) 965-6333
FAX. (314) 965-8987
info@fletcher-architects.com

CONSULTANTS

CIVIL ENGINEER:

FRONTENAC ENGR. GROUP, INC.
16 SUNNEN DR.
ST. LOUIS, MO 63143
PHONE (314) 644-2200
FAX (314) 644-0845

STRUCT. ENGINEER:

ABS CONSULTING
1844 LACKLAND HILLS PARKWAY
ST. LOUIS, MO 63166
PHONE (314) 994-7007
FAX (314) 994-0722

M.E.P. ENGINEER:

SSC ENGINEERING
550 SPIRIT OF ST. LOUIS BLVD.
CHESTERFIELD, MO 63005
PHONE (636) 530-7770
FAX (636) 530-7877

HARDWARE CONSULTANT

8710
5050 PIERRE CT.
ST. LOUIS, MO 63128
PHONE (314) 487-7776
FAX (314) 845-2542

KITCHEN CONSULTANTS

THE GEIGER GROUP
3201 WATSON ROAD
ST. LOUIS, MO 63139
PHONE (314) 645-2887
FAX (314) 645-3208

LANDSCAPE ARCHITECT

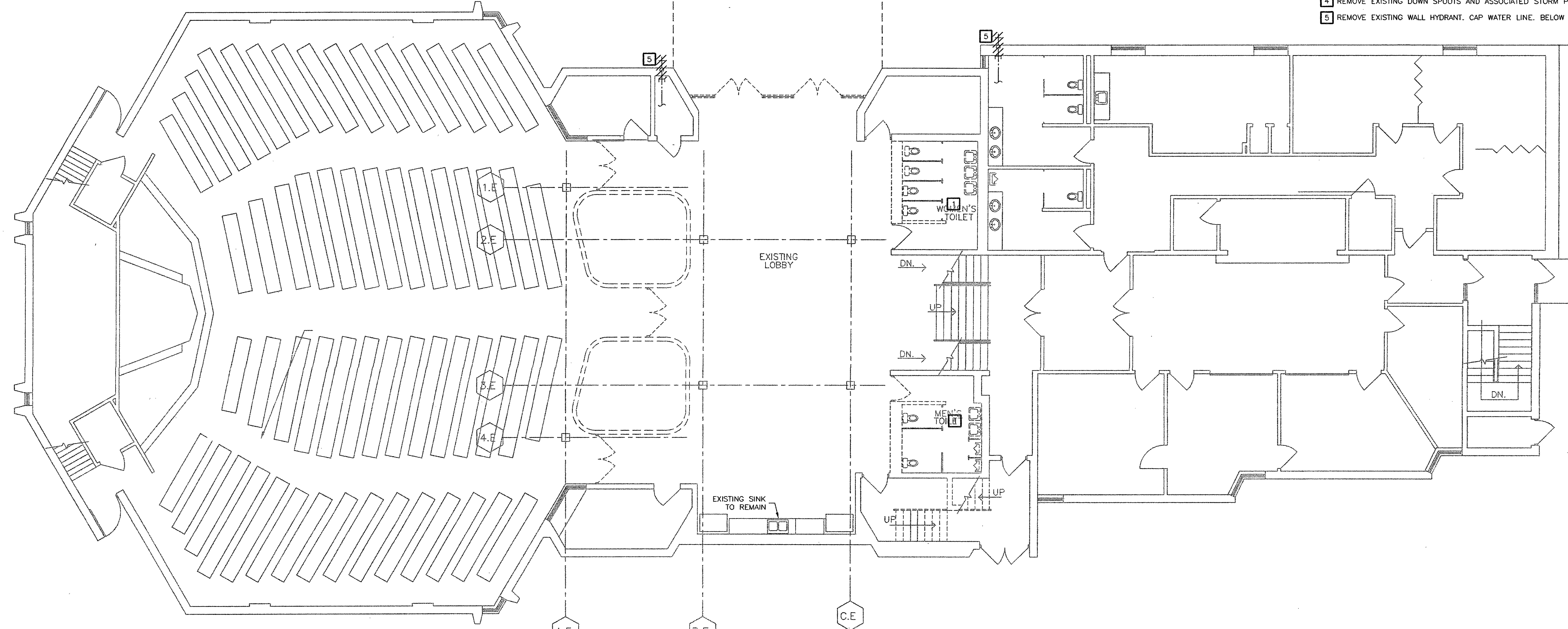
AUSTIN TAD AND ASSOC.
2101 LOCKST, 2ND FLOOR
ST. LOUIS, MO 63103
PHONE (314) 436-9959
FAX (314) 436-9130

INTERIOR DESIGN

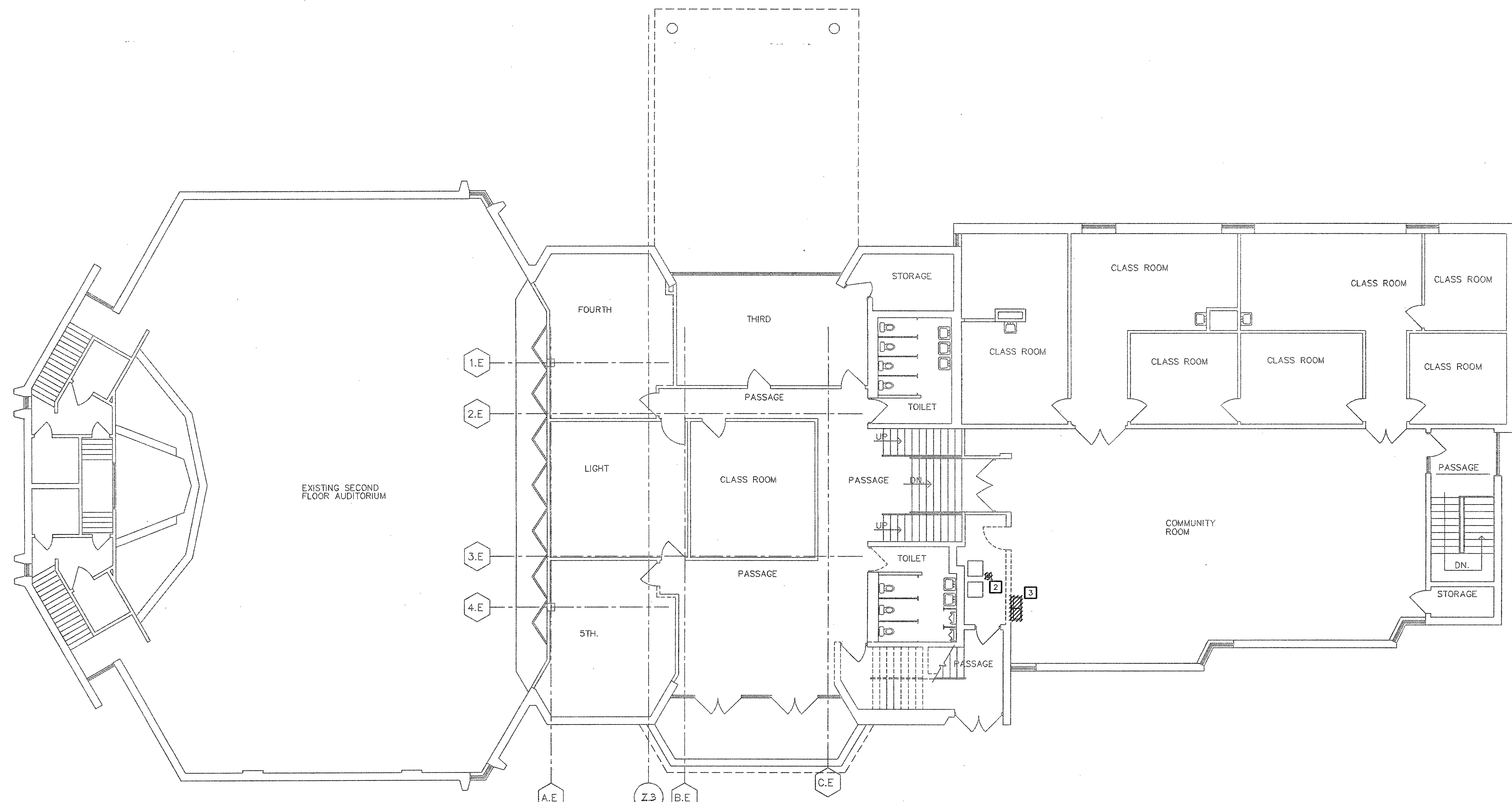
OTISOLE DESIGN ASSOC.
124 WEST JEFFERSON
KIRKWOOD, MO 63122
PHONE (314) 909-1905
FAX (314) 909-1906

PLUMBING DEMOLITION KEYED NOTES:

- 1 REMOVE EXISTING PLUMBING FIXTURES IN THIS ROOM. REMOVE EXISTING WASTE, VENT, HW AND CW LINES ABOVE THE FLOOR. CAP EXISTING WASTE LINES BELOW THE FLOOR FOR REUSE. CAP EXISTING VENT, CW AND HW LINES ABOVE CEILING FOR REUSE.
- 2 REMOVE EXISTING FLOOR DRAIN. CAP BELOW FLOOR.
- 3 DISCONNECT AND REMOVE EXISTING 2 COMPARTMENT SINK IN COMMUNITY ROOM. CAP WASTE AND WATER LINES.
- 4 REMOVE EXISTING DOWN SPOUTS AND ASSOCIATED STORM PIPING FROM EXISTING ROOF.
- 5 REMOVE EXISTING WALL HYDRANT. CAP WATER LINE. BELOW FLOOR OR ABOVE CEILING.



PLUMBING FIRST FLOOR DEMOLITION PLAN
SCALE: 1/8" = 1' - 0"



PLUMBING SECOND FLOOR DEMOLITION PLAN
SCALE: 1/8" = 1' - 0"

THE SEAL AND SIGNATURE APPLY ONLY TO THE DOCUMENT TO WHICH THE ARCHITECT, ENGINEER, AND OTHER PROFESSIONALS HAVE ASSIGNED RESPONSIBILITY. THIS SEAL AND SIGNATURE SHALL NOT BE USED FOR ANY OTHER PLANS, SPECIFICATIONS, REPORTS, OR OTHER DOCUMENTS OR INSTRUMENTS RELATING TO OR INTENDING TO BE USED FOR ANY PART OR PARTS OF THE PROJECT.

PROJECT:

**ADDITION AND RENOVATIONS TO
McKnight Road
Church of Christ**
2515 SOUTH MCKNIGHT ROAD
ST. LOUIS, MO 63124

THE SEAL AND SIGNATURES APPLY ONLY TO THE DOCUMENT TO WHICH THEY ARE AFFIXED, AND WE EXPRESSLY DISCLAIM ANY RESPONSIBILITY FOR ALL OTHER PLANS, SPECIFICATIONS, ESTIMATES, REPORTS, OR OTHER DOCUMENTS OR INSTRUMENTS RELATING TO THE PROJECT.


NO.	DATE	REVISIONS

PROJECT NO. 2001239
DRAWN BY: JW
CHECKED BY: SAH
DATE: NOVEMBER 1, 2002

SHEET NO. **PD1.1**

CONSTRUCTION/BID DRAWINGS

SSC Swim, Schuchat, & Cornett
Engineering, Inc.
18207 Edison Avenue
Chesterfield, Missouri 63005
Phone: (636) 630-7770
Fax: (636) 630-7877



**Fletcher:
Architects, Inc.**

ARCHITECTURE • PLANNING • INTERIORS
1905 NORTH SIGNAL HILLS DRIVE
KIRKWOOD, MO. 63122
TEL. (314) 965-6333
FAX. (314) 965-8997
info@fletcher-architects.com

CONSULTANTS

CIVIL ENGINEER:

FRONTENAC ENGR. GROUP, INC.
18 SUNSHINE DR.
ST. LOUIS, MO 63143
PHONE (314) 644-2200
FAX (314) 644-0645

STRUCT. ENGINEER:

ABS CONSULTING
1844 LACKLAND HILLS PARKWAY
ST. LOUIS, MO 63146
PHONE (314) 994-7027
FAX (314) 994-0722

M.E.P. ENGINEER:

SSC ENGINEERING
590 SPIRIT OF ST. LOUIS BLVD.
CHESTERFIELD, MO 63005
PHONE (636) 530-7770
FAX (636) 530-7877

HARDWARE CONSULTANT

5710
5555 PIERRE CT.
ST. LOUIS, MO 63128
PHONE (314) 487-7776
FAX (314) 642-2242

KITCHEN CONSULTANTS

THE GEEK GROUP
3501 WATSON ROAD
ST. LOUIS, MO 63139
PHONE (314) 645-2987
FAX (314) 645-3208

LANDSCAPE ARCHITECT

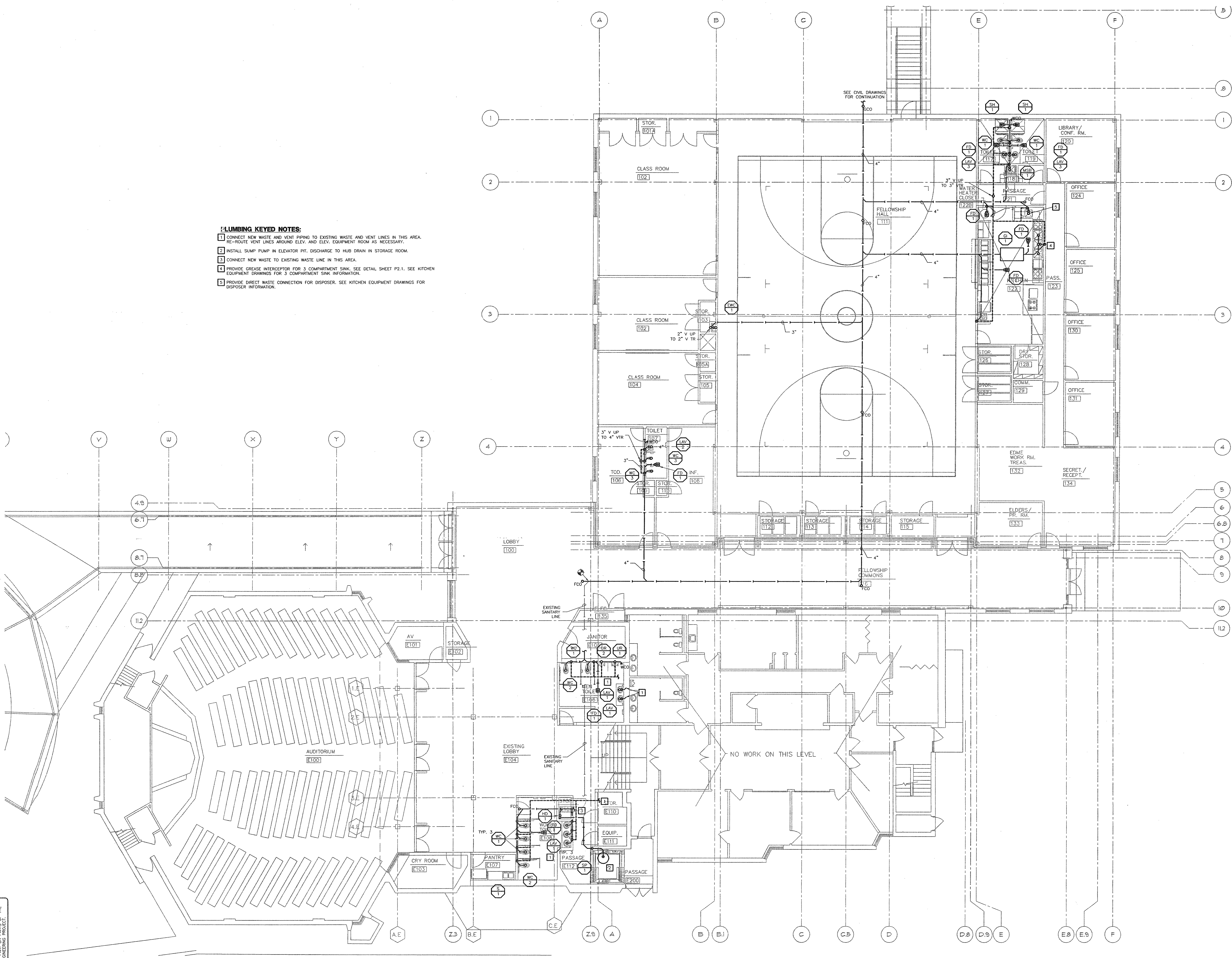
AUSTIN TACO AND ASSOC.
2101 LOCUST, 2ND FLOOR
ST. LOUIS, MO 63103
PHONE (314) 436-3999
FAX (314) 436-9100

INTERIOR DESIGN

OTOCLE DESIGN ASSOC.
124 WEST JEFFERSON
KIRKWOOD, MO 63122
PHONE (314) 909-1905
FAX (314) 909-1906

PLUMBING KEYED NOTES:

1. CONNECT NEW WASTE AND VENT PIPING TO EXISTING WASTE AND VENT LINES IN THIS AREA. RE-ROUTE VENT LINES AROUND ELEV. AND ELEV. EQUIPMENT ROOM AS NECESSARY.
2. INSTALL SUMP PUMP IN ELEVATOR PIT. DISCHARGE TO HUB DRAIN IN STORAGE ROOM.
3. CONNECT NEW WASTE TO EXISTING WASTE LINE IN THIS AREA.
4. PROVIDE GREASE INTERCEPTOR FOR 3 COMPARTMENT SINK. SEE DETAIL SHEET P2.1. SEE KITCHEN EQUIPMENT DRAWINGS FOR 3 COMPARTMENT SINK INFORMATION.
5. PROVIDE DIRECT WASTE CONNECTION FOR DISPOSER. SEE KITCHEN EQUIPMENT DRAWINGS FOR DISPOSER INFORMATION.



PROJECT:
**ADDITION AND RENOVATIONS TO
McKnight Road**
Church of Christ
2515 SOUTH MCKNIGHT ROAD
ST. LOUIS, MO 63124

THE SEAL AND SIGNATURES APPLY ONLY TO THE DOCUMENT TO WHICH THEY ARE AFFIXED, AND WE EXPRESSLY DISCLAIM ANY RESPONSIBILITY FOR ALL OTHER REVIEWS, SPECIFICATIONS, ESTIMATES, REPORTS OR OTHER DOCUMENTS OR INSTRUMENTS RELATING TO OR INTENDED TO BE USED FOR ANY PART OR PARTS OF THE PROJECT.

COPYRIGHT 2002 FLETCHER ARCHITECTS, INC.

NO.	DATE	REVISIONS


PROJECT NO. 2001259 SHEET NO. **P1.1**
DRAWN BY: JW
CHECKED BY: SHH
DATE: NOVEMBER 1, 2002

CONSTRUCTION/BID DRAWINGS

PLUMBING FIRST FLOOR PLAN - WASTE AND VENT
SCALE: 1/8" = 1' - 0"

SSC Swin, Schuchat, & Cornett
Engineering, Inc.
18207 Edison Avenue
Chesterfield, Missouri 63005 (636) 630-7770
Fax: (636) 630-7877

THE SEAL AND SIGNATURES APPLY ONLY TO THE DOCUMENT TO WHICH THEY ARE AFFIXED, AND WE EXPRESSLY DISCLAIM ANY RESPONSIBILITY FOR ALL OTHER REVIEWS, SPECIFICATIONS, ESTIMATES, REPORTS OR OTHER DOCUMENTS OR INSTRUMENTS RELATING TO OR INTENDED TO BE USED FOR ANY PART OR PARTS OF THE PROJECT.



**Fletcher::
Architects, Inc.**

ARCHITECTURE • PLANNING • INTERIORS
1906 NORTH SIGNAL HILLS DRIVE
KIRKWOOD, MO. 63122
TEL. (314) 965-6333
FAX. (314) 965-8997
info@fletcher-architects.com

CONSULTANTS

CIVIL ENGINEER:

FRONTENAC ENGR. GROUP, INC.
16 SUNNEN DR.
ST. LOUIS, MO 63143
PHONE (314) 644-2200
FAX (314) 644-0645

STRUCT. ENGINEER:

ABS CONSULTING
1844 LAKELAND HILLS PARKWAY
ST. LOUIS, MO 63146
PHONE (314) 984-7007
FAX (314) 984-0722

M.E.P. ENGINEER:

SSC ENGINEERING
550 SPIRIT OF ST. LOUIS BLVD.
CHESTERFIELD, MO 63005
PHONE (636) 530-7770
FAX (636) 530-7877

HARDWARE CONSULTANT

8710
5555 PIERRE CT.
ST. LOUIS, MO 63128
PHONE (314) 487-7776
FAX (314) 842-2242

KITCHEN CONSULTANTS

THE GEGER GROUP
3501 WATSON ROAD
ST. LOUIS, MO 63139
PHONE (314) 645-2887
FAX (314) 645-3208

LANDSCAPE ARCHITECT

AUSTIN TAG AND ASSOC.
2101 LOCUST, 2ND FLOOR
ST. LOUIS, MO 63103
PHONE (314) 436-3999
FAX (314) 436-9130

INTERIOR DESIGN

OTDOLK DESIGN ASSOC.
124 WEST JEFFERSON
KIRKWOOD, MO 63122
PHONE (314) 909-1905
FAX (314) 909-1906

PROJECT: ADDITION AND RENOVATIONS TO
McKnight Road
Church of Christ
2515 SOUTH MCKNIGHT ROAD
ST. LOUIS, MO 63124

THE SEAL AND SIGNATURE APPLY ONLY TO THE DOCUMENT TO WHICH THEY ARE AFFIXED, AND WE EXPRESSLY DISCLAIM ANY RESPONSIBILITY FOR ALL OTHER PLANS, SPECIFICATIONS, ESTIMATES, REPORTS, OR OTHER DOCUMENTS OR INSTRUMENTS RELATING TO OR INTENDED TO BE USED FOR ANY PART OR PARTS OF THE PROJECT.

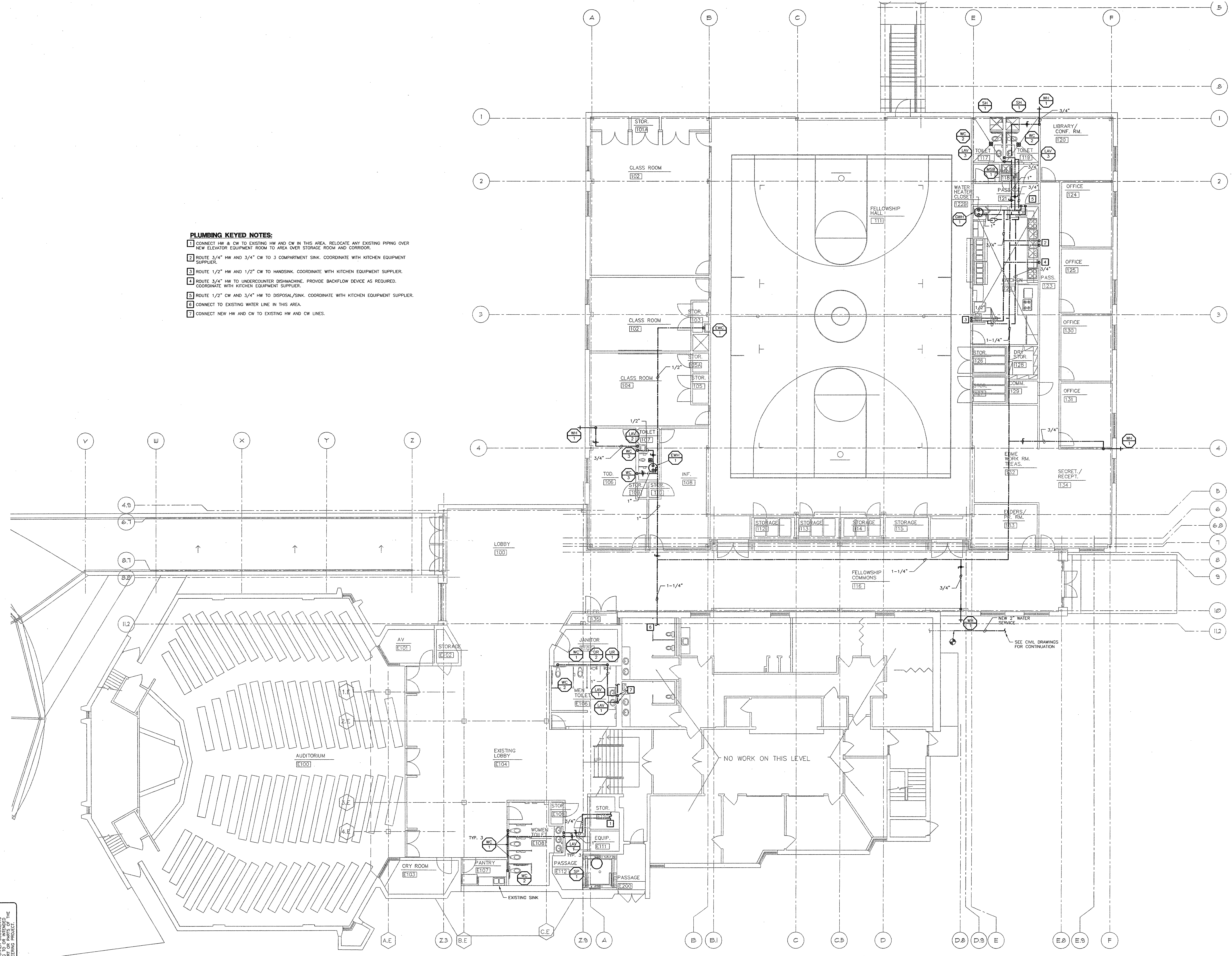
COPYRIGHT 2002 FLETCHER ARCHITECTS, INC.

NO.	DATE	REVISIONS
000001		ADDENDUM #0

PROJECT NO. 2001239
DRAWN BY: JW
CHECKED BY: SAH
DATE: NOVEMBER 1, 2002

P1.2

CONSTRUCTION/BID DRAWINGS



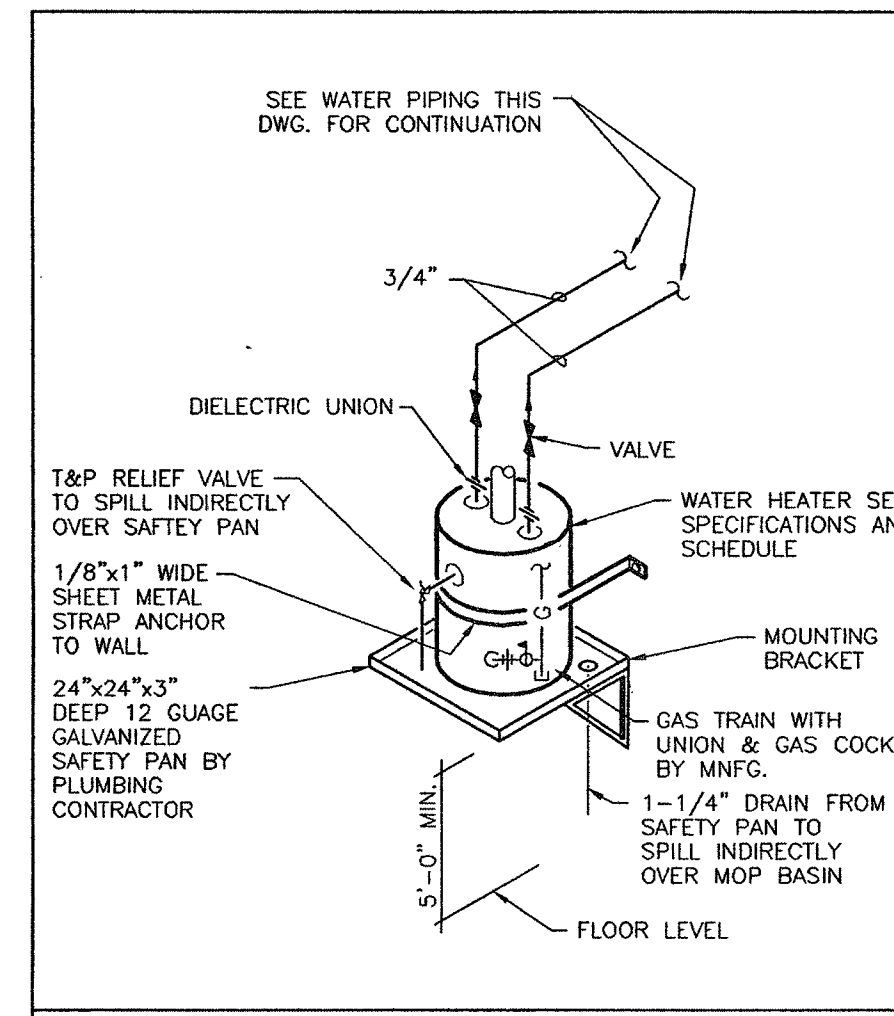
- PLUMBING KEYED NOTES:**
- 1 CONNECT HW & CW TO EXISTING HW AND CW IN THIS AREA. RELOCATE ANY EXISTING PIPING OVER NEW ELEVATOR EQUIPMENT ROOM TO AREA OVER STORAGE ROOM AND CORRIDOR.
 - 2 ROUTE 3/4" HW AND 3/4" CW TO 3 COMPARTMENT SINK. COORDINATE WITH KITCHEN EQUIPMENT SUPPLIER.
 - 3 ROUTE 1/2" HW AND 1/2" CW TO HANDSINK. COORDINATE WITH KITCHEN EQUIPMENT SUPPLIER.
 - 4 ROUTE 3/4" HW TO UNDERCOUNTER DISHWASHER. PROVIDE BACKFLOW DEVICE AS REQUIRED. COORDINATE WITH KITCHEN EQUIPMENT SUPPLIER.
 - 5 ROUTE 1/2" CW AND 3/4" HW TO DISPOSAL/SINK. COORDINATE WITH KITCHEN EQUIPMENT SUPPLIER.
 - 6 CONNECT TO EXISTING WATER LINE IN THIS AREA.
 - 7 CONNECT NEW HW AND CW TO EXISTING HW AND CW LINES.

ALL WORK SHALL BE IN ACCORDANCE WITH THE CITY OF ST. LOUIS PLUMBING CODE AND THE PLUMBING CODE OF THE STATE OF MISSOURI. THE CONTRACTOR SHALL BE RESPONSIBLE FOR OBTAINING ALL NECESSARY PERMITS AND INSURANCE. THE CONTRACTOR SHALL BE RESPONSIBLE FOR PROTECTING ALL EXISTING UTILITIES AND STRUCTURES. THE CONTRACTOR SHALL BE RESPONSIBLE FOR THE PROTECTION OF ALL ADJACENT PROPERTIES AND THE PUBLIC. THE CONTRACTOR SHALL BE RESPONSIBLE FOR THE PROTECTION OF ALL ADJACENT PROPERTIES AND THE PUBLIC. THE CONTRACTOR SHALL BE RESPONSIBLE FOR THE PROTECTION OF ALL ADJACENT PROPERTIES AND THE PUBLIC.

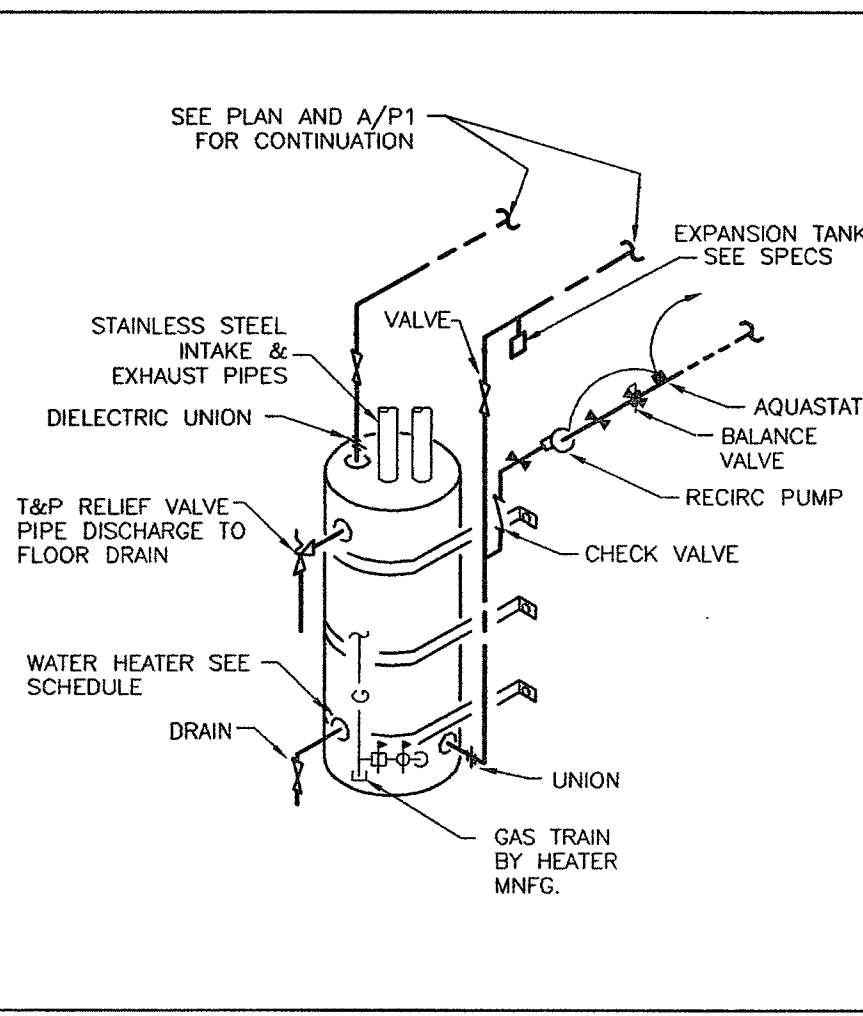
PLUMBING FIRST FLOOR PLAN - DOMESTIC WATER
SCALE: 1/8" = 1' - 0"

SSC Swin, Schuchat, & Cornett
Engineering, Inc.
18207 Edison Avenue
Chesterfield, Missouri 63005 Fax# (636) 630-7877

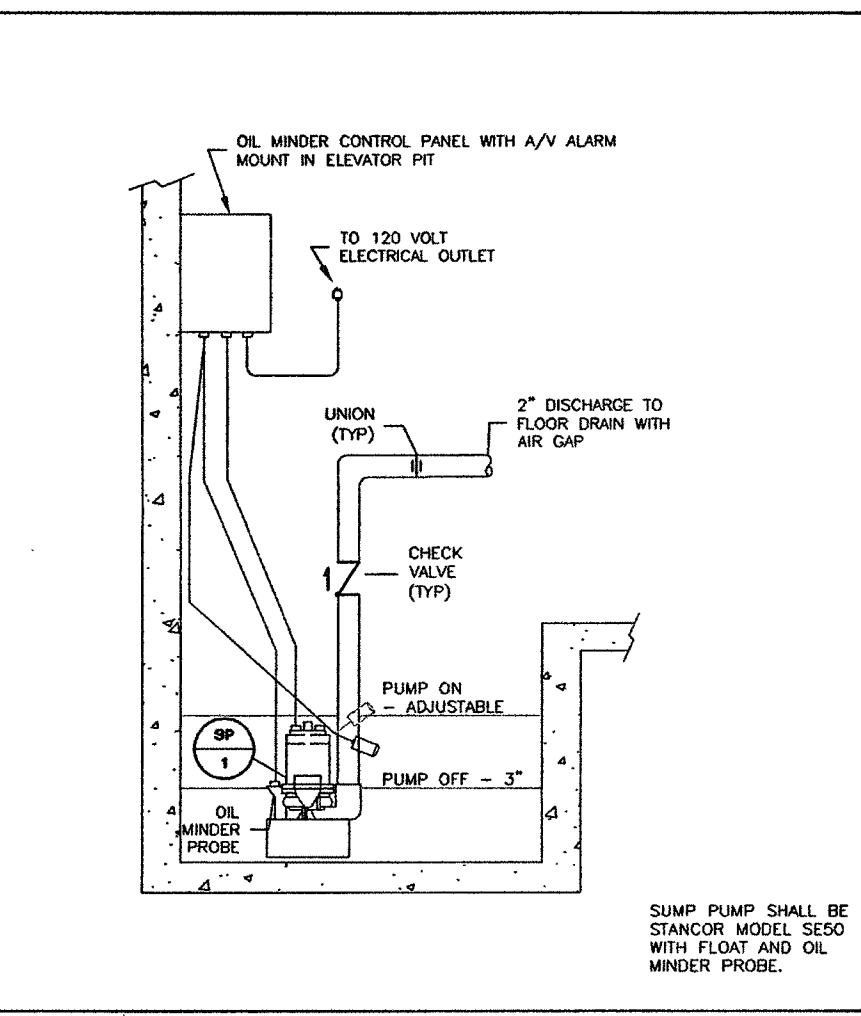
PLUMBING SYMBOLS LEGEND	
—	CONNECTION OF NEW TO EXISTING
—	CONDENSATE DRAIN
—	COLD WATER
—	HOT WATER SUPPLY
—	HOT WATER RETURN
—	SOFT WATER
—	HARD WATER
—	TEMPERED WATER
—	140 DEGREE HOT WATER
—	RECIRCULATED 140 DEGREE WATER
—	RECIRCULATED TEMPERED WATER
—	GAS PIPING
—	LIQUID PROPANE GAS
—	SANITARY WASTE ABOVE GRADE
—	SANITARY WASTE BELOW GRADE
—	SANITARY VENT
—	VTR VENT THROUGH ROOF
—	STORM DRAINAGE PIPING ABOVE GRADE
—	STORM DRAINAGE PIPING BELOW GRADE
—	OVERFLOW DRAINAGE PIPING ABOVE GRADE
—	OVERFLOW DRAINAGE PIPING BELOW GRADE
—	OIL PIPING—DOUBLE WALLED
—	WASTE OIL PIPING—DOUBLE WALLED
—	PLUMBING TRAP
—	PIPE TURNING DOWN
—	PIPE TURNING UP
—	SHOCK ARRESTOR
—	BALL VALVE
—	FLOW CONTROL/BALANCE VALVE
—	GATE VALVE
—	PRESSURE RELIEF VALVE
—	CHECK VALVE
—	GAS COCK
—	UNION
—	PRESSURE GAUGE
—	STRAINER
—	TEMPERATURE SENSOR
—	OIL/WATER SEPARATOR
—	UNDERGROUND STORAGE TANK
—	AFF ABOVE FINISHED FLOOR
—	SS SOIL STACK
—	NTS NOT TO SCALE
—	CI CAST IRON
—	CO CLEAN OUT
—	THRU-FLOOR
—	RFBFP REDUCED PRESSURE BACKFLOW PREVENTOR
—	FIXTURE TYPE
—	FIXTURE NUMBER



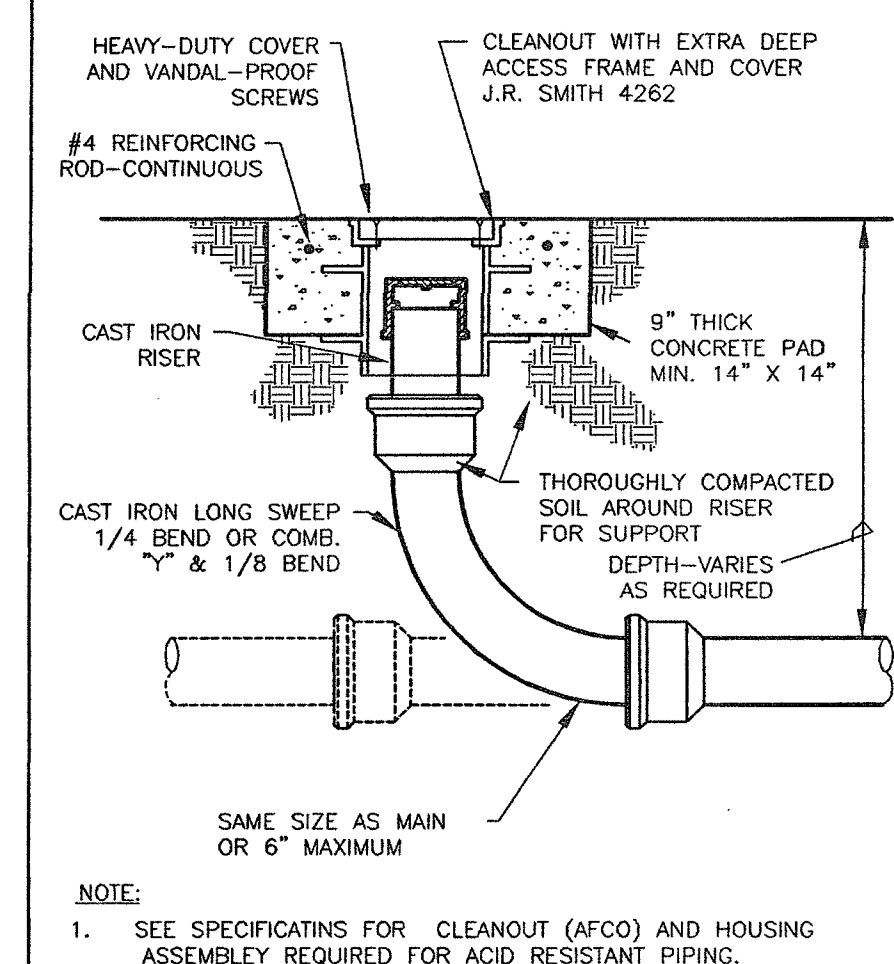
SHELF MOUNTED WATER HEATER
NO SCALE



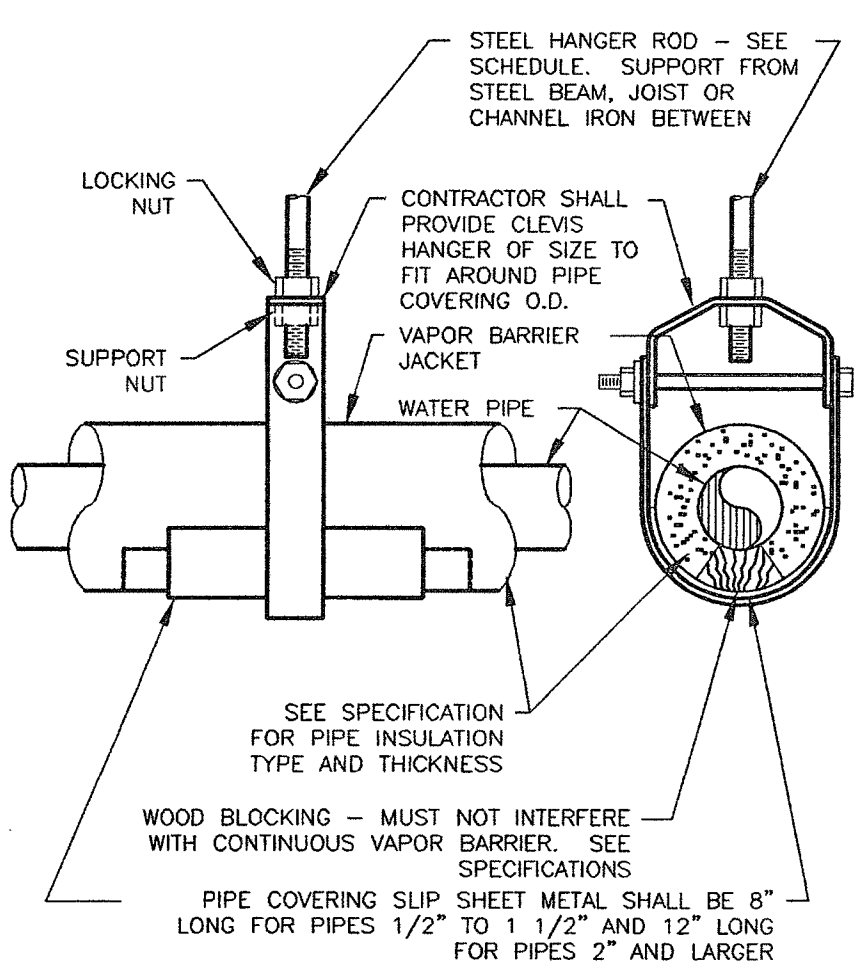
WATER HEATER DETAIL
NO SCALE



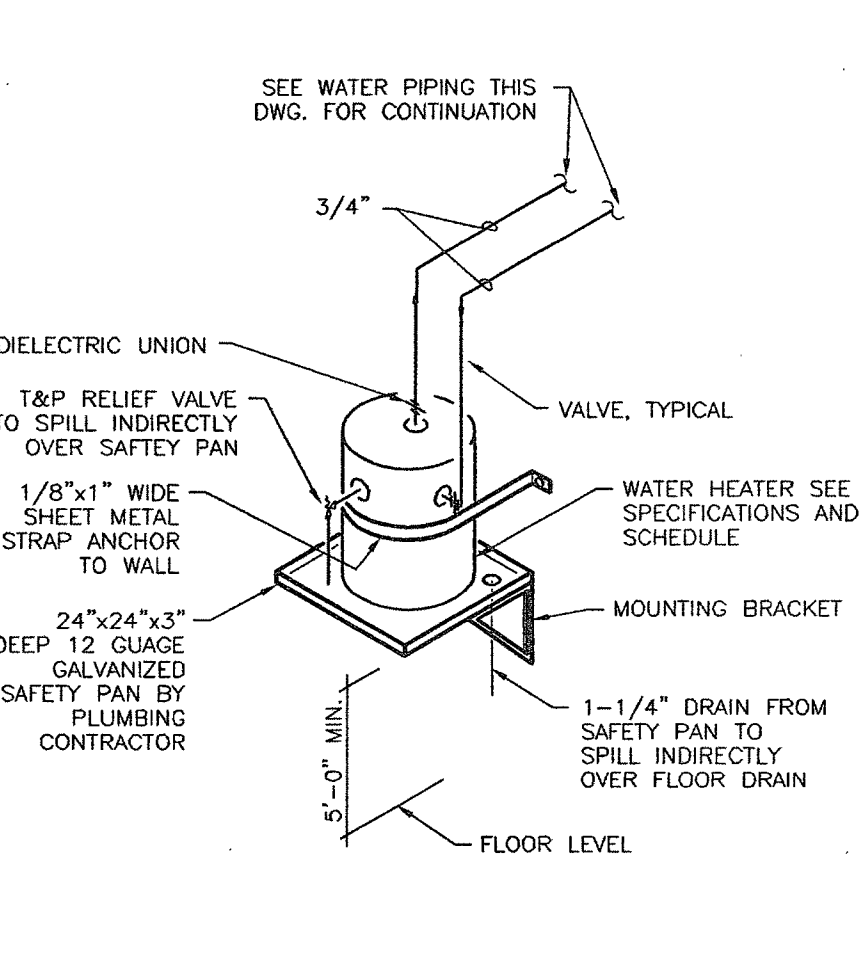
ELEVATOR SUMP PUMP DETAIL
NO SCALE



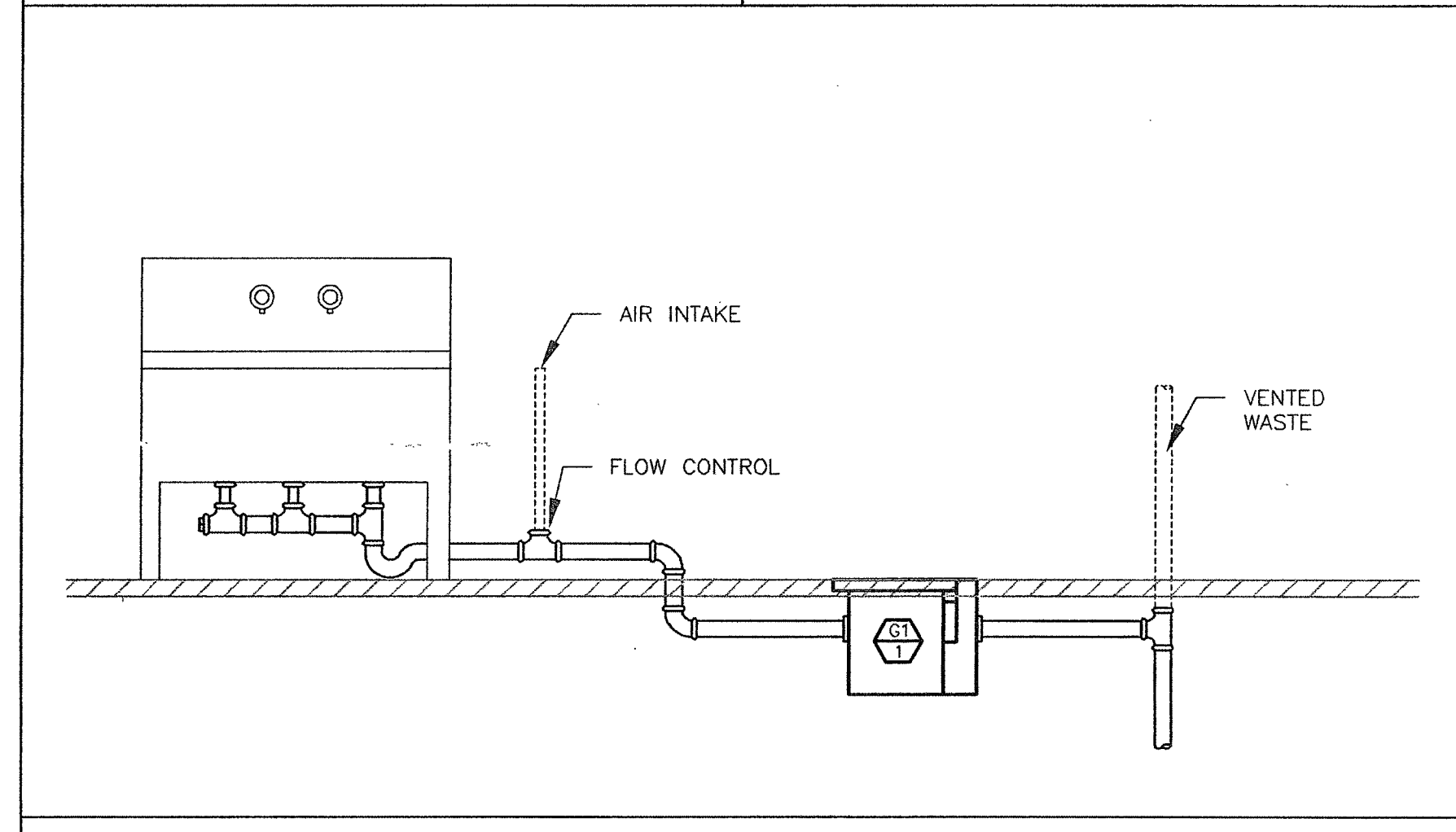
GRADE CLEANOUT DETAIL
NO SCALE



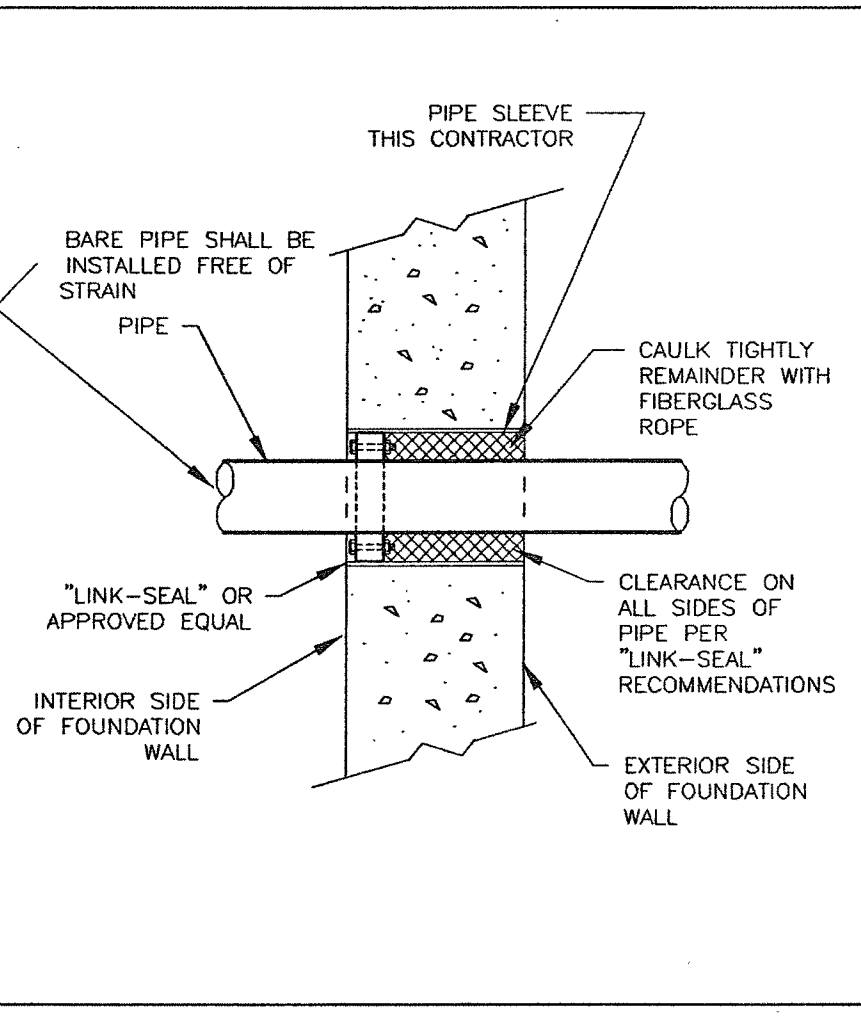
PIPE COVERING PROTECTOR DETAIL
NO SCALE



SHELF MOUNTED WATER HEATER
NO SCALE



GREASE INTERCEPTOR DETAIL
NO SCALE



PIPE PENETRATION THRU FOUNDATION WALL (UNDERGROUND)
NO SCALE

ELECTRIC WATER HEATER SCHEDULE							
MARK	MFG	MODEL NO.	STORAGE GAL.	RECOVERY "F. RISE"	HEAT SOURCE	HEAT CAP.	REMARKS
EWH-1	A.O. SMITH	DEL-15	15	8 GPH	100	120/1/60	2000 WATTS 1

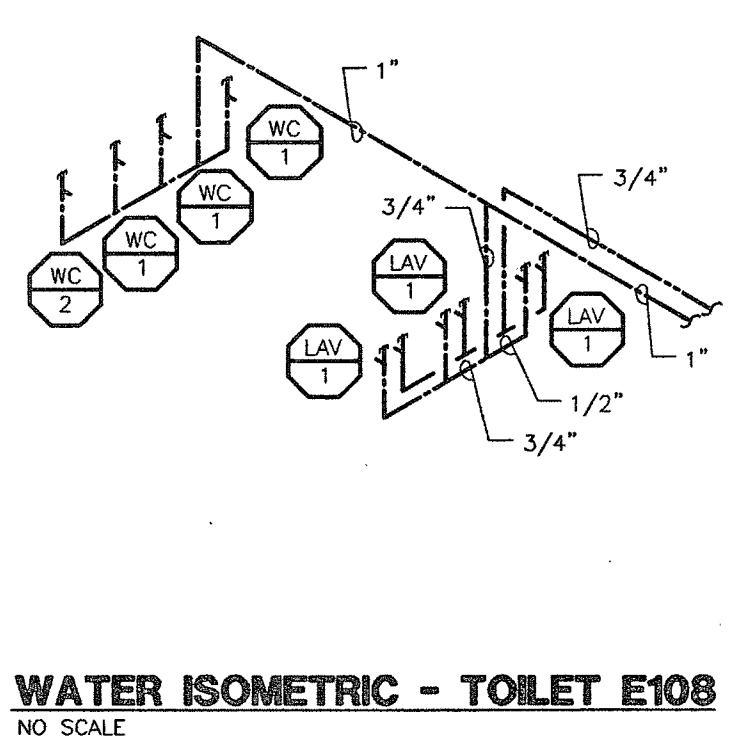
GAS WATER HEATER SCHEDULE							
MARK	MFG	MODEL NO.	STORAGE GAL.	RECOVERY "F. RISE"	HEAT SOURCE	HEAT CAP.	REMARKS
GWH-1	A.O. SMITH	BTH-120	60	142 GPH	100	NATURAL GAS	125,000 BTU 1

HOT WATER RECIRC. PUMP SCHEDULE								
MARK	MANUFACTURER	MODEL NO.	GPM	FT. HEAD	HP	V/P	FLANGE	REMARKS
RP-1	BELL & GOSSETT	LR-20BF	6	10'	1/20	120/1	3/4	1

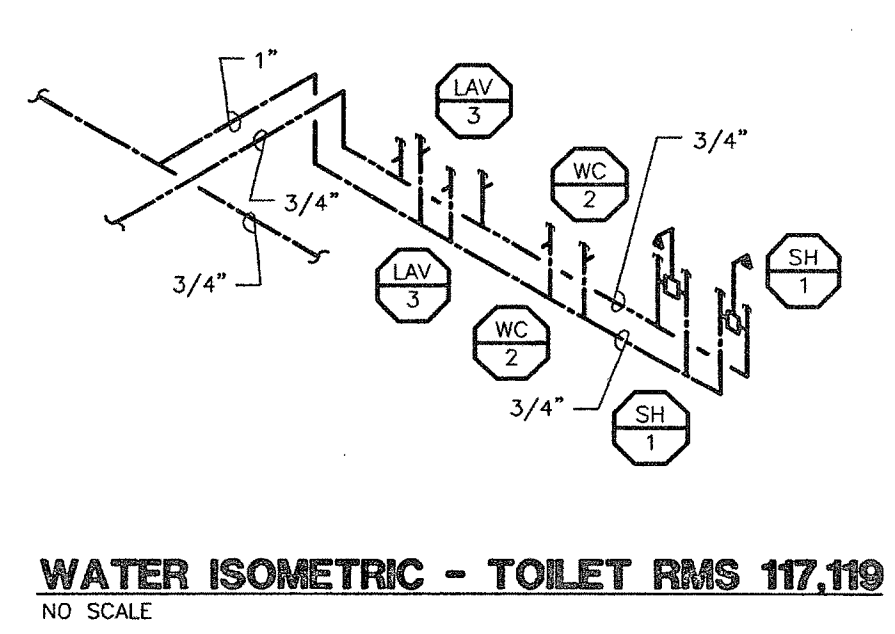
ELEVATOR SUMP PUMP SCHEDULE							
MARK	MODEL SE-50	MODEL	GPM	FT. HD.	HP	ELECT. V/PH/C	REMARKS
SP-1	STANCOR	SE-50	65	10'	1/2	120/1/60	1

GREASE INTERCEPTOR								
MARK	MANUFACTURER	MODEL NO.	GPM	LBS.	INLET	OUTLET	CO PLUG	REMARKS
GI-1	J.R. SMITH	8150	50	100	3"	3"	2"	1,2,3

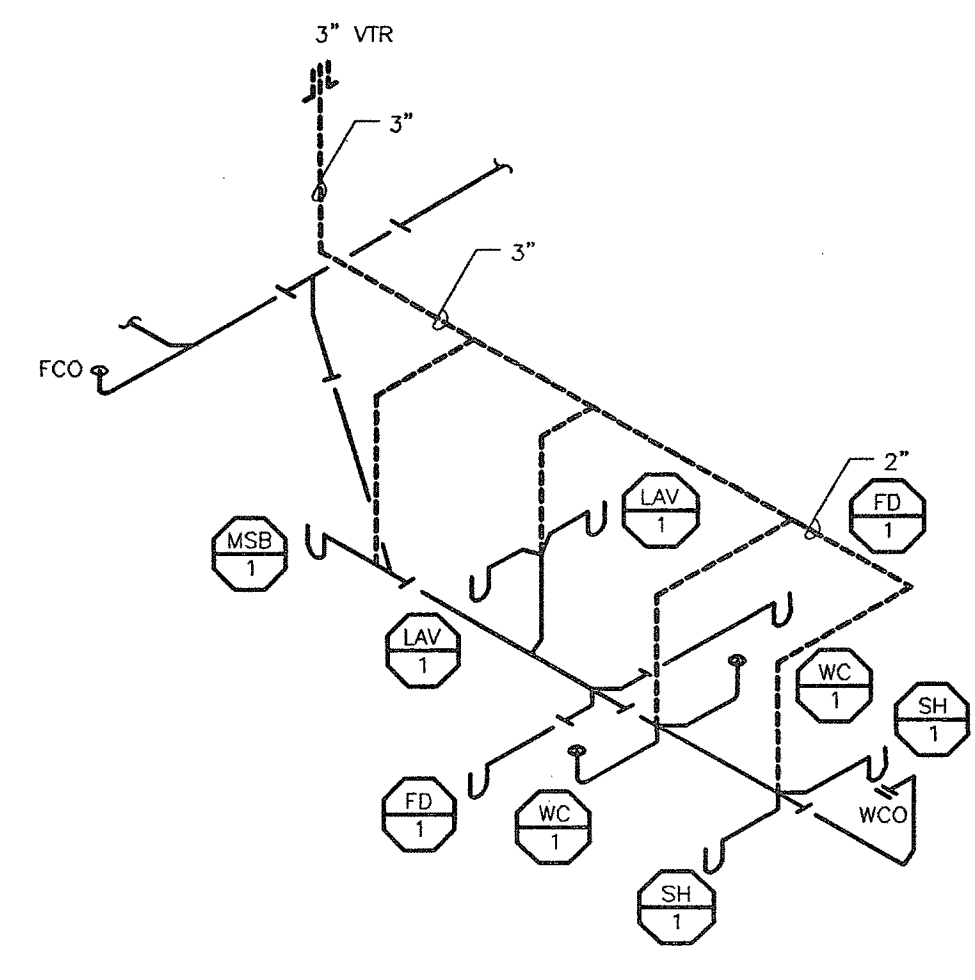
PLUMBING FIXTURE SCHEDULE							
MARK	FIXTURE	SAN.	VENT	C.W.	H.W.	REMARKS	
WC-1	WATER CLOSET	4"	2"	1"	—	HEIGHT 15"	
WC-2	WATER CLOSET	4"	2"	1"	—	HEIGHT 17"	
WC-3	WATER CLOSET	4"	2"	1"	—	CHILD HEIGHT	
UR-1	URINAL	2"	1-1/2"	3/4"	—	HEIGHT 24"	
UR-2	URINAL	2"	1-1/2"	3/4"	—	HEIGHT 17"	
LAV-1	LAVATORY (COUNTER)	1-1/2"	1-1/2"	1/2"	1/2"	ADA	
LAV-2	LAVATORY	1-1/2"	1-1/2"	1/2"	1/2"	ADA	
LAV-3	LAVATORY (COUNTER)	1-1/2"	1-1/2"	1/2"	1/2"	ADA	
MSB-1	MOP SERVICE BASIN	3"	1-1/2"	1/2"	1/2"	—	
SH-1	SHOWER	2"	1-1/2"	1/2"	1/2"	ADA	
EWC-1	ELECTRIC WATER COOLER	1-1/2"	1-1/2"	1/2"	—	ADA	
FD-1	FLOOR DRAIN	3"	2"	—	—	—	
HD-1	HUB DRAIN	3"	2"	—	—	—	
WH-1	WALL HYDRANT	—	—	3/4"	—	NON-FREEZE HEIGHT 36"	



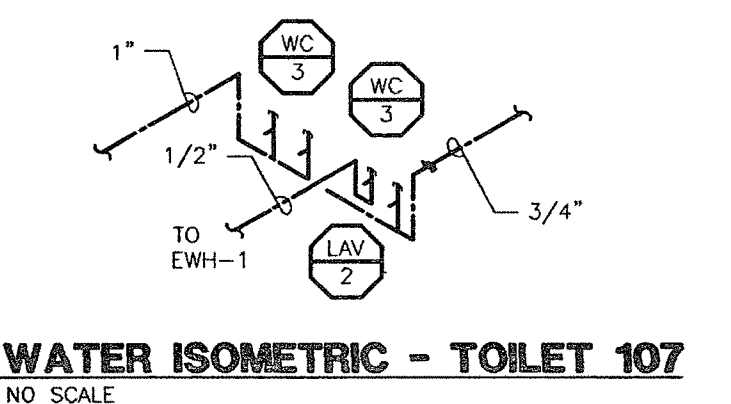
WATER ISOMETRIC - TOILET E108
NO SCALE



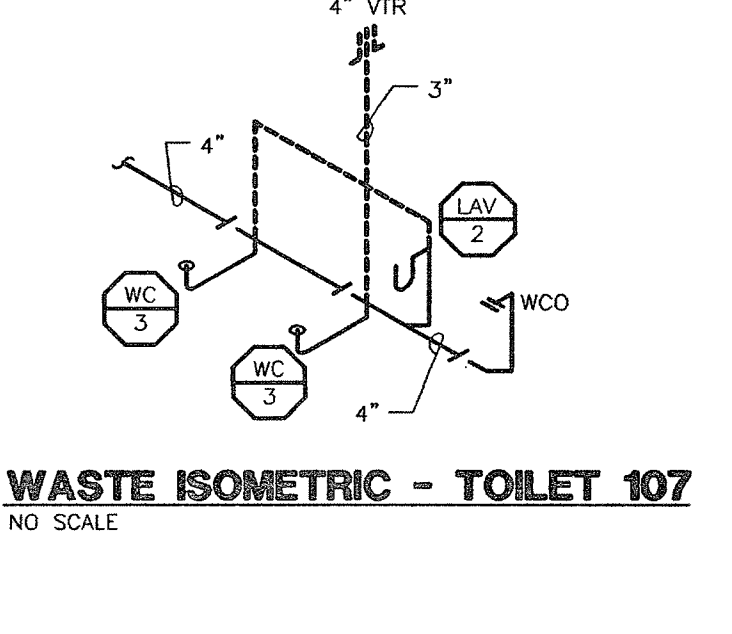
WATER ISOMETRIC - TOILET RMS 117,119
NO SCALE



WASTE ISOMETRIC - TOILET RMS 117,119
NO SCALE




WATER ISOMETRIC - TOILET 107
NO SCALE



WASTE ISOMETRIC - TOILET 107
NO SCALE

THE SEAL AND SIGNATURE APPLY ONLY TO THE DOCUMENT TO WHICH THEY ARE AFFIXED, AND WE EXPRESSLY DISCLAIM ANY RESPONSIBILITY AND LIABILITY FOR ANY ERRORS, OMISSIONS, OR INADEQUACIES IN ANY DOCUMENTS OR INSTRUMENTS RELATING TO OR INTERFERING WITH THE PROJECT. ARCHITECTURAL OR ENGINEERING PROJECT.



Fletcher Architects, Inc.

ARCHITECTURE • PLANNING • INTERIORS
1300 NORTH SIGNAL HILLS DRIVE
KIRKWOOD, MO 63122
TEL (314) 965-6333
FAX (314) 965-8997
info@fletcher-architects.com

CONSULTANTS

CIVIL ENGINEER:
FRONTENAC ENGR. GROUP, INC.
16 SUNNEN DR.
ST. LOUIS, MO 63143
PHONE (314) 984-7007
FAX (314) 644-0545

STRUCT. ENGINEER:
ABS CONSULTING
1844 LACKLAND HILLS PARKWAY
ST. LOUIS, MO 63146
PHONE (314) 984-7007
FAX (314) 984-0722

M.E.P. ENGINEER:
SSC ENGINEERING
550 SPIRIT OF ST. LOUIS BLVD.
CHESTERFIELD, MO 63005
PHONE (636) 630-7770
FAX (636) 630-7877

HARDWARE CONSULTANT
8710
5555 PIERRE CT.
ST. LOUIS, MO 63128
PHONE (314) 487-7776
FAX (314) 482-2442

KITCHEN CONSULTANTS
THE GLENN GROUP
3501 WATSON ROAD
ST. LOUIS, MO 63139
PHONE (314) 645-2987
FAX (314) 645-3208

LANDSCAPE ARCHITECT
AUSTIN TAD AND ASSOC.
2101 LOCUST, 2ND FLOOR
ST. LOUIS, MO 63103
PHONE (314) 436-3999
FAX (314) 436-9130

INTERIOR DESIGN
OTOLE DESIGN ASSOC.
124 WEST JEFFERSON
KIRKWOOD, MO 63122
PHONE (314) 909-1905
FAX (314) 909-1906


PROJECT: ADDITION AND RENOVATIONS TO
McKnight Road
 Church of Christ
 2515 SOUTH MCKNIGHT ROAD
 ST. LOUIS, MO 63124

THE SEAL AND SIGNATURES APPLY ONLY TO THE DOCUMENT TO WHICH THEY ARE AFFIXED, AND WE EXPRESSLY DISCLAIM ANY RESPONSIBILITY FOR ALL OTHER ERRORS, OMISSIONS, OR INADEQUACIES IN ANY DOCUMENTS OR INSTRUMENTS RELATING TO OR INTERFERING WITH THE PROJECT.

NO.	DATE	REVISIONS
000001		ADDENDUM #0

PROJECT NO. 2001239
 SHEET NO. P2.1
 DRAWN BY: JW
 CHECKED BY: SHH
 DATE: NOVEMBER 1, 2002
 CONSTRUCTION/BID DRAWINGS

SSC Swin, Schuchat, & Cornett
 Engineering, Inc.
15207 Edison Avenue Chesterfield, Missouri 63005 Fax# (636) 630-7770



Fletcher Architects, Inc.

ARCHITECTURE ■ PLANNING ■ INTERIORS
1906 NORTH SIGNAL HILLS DRIVE
KIRKWOOD, MO 63122
TEL. (314) 965-6333
FAX. (314) 965-6997
info@fletcher-architects.com

CONSULTANTS

CIVIL ENGINEER:

FRONTIUM ENGR. GROUP, INC.
16 SUNNEN DR.
ST. LOUIS, MO 63143
PHONE (314) 644-2200
FAX (314) 644-0645

STRUCT. ENGINEER:

1844 LACKLAND HILLS PARKWAY
ST. LOUIS, MO 63146
PHONE (314) 994-7007
FAX (314) 994-0722

M.E.P. ENGINEER:

SSC ENGINEERING
550 SPIRIT OF ST. LOUIS BLVD.
CHESTERFIELD, MO 63005
PHONE (636) 530-7770
FAX (636) 530-7877

HARDWARE CONSULTANT

5555 PIERRE CT.
ST. LOUIS, MO 63128
PHONE (314) 487-7776
FAX (314) 842-2242

KITCHEN CONSULTANTS

THE GEESE GROUP
3501 WATSON ROAD
ST. LOUIS, MO 63139
PHONE (314) 645-2987
FAX (314) 645-3208

LANDSCAPE ARCHITECT

AUSTIN TAO AND ASSOC.
2101 LOCUST AND FLOOR
ST. LOUIS, MO 63103
PHONE (314) 436-2999
FAX (314) 436-9130

INTERIOR DESIGN

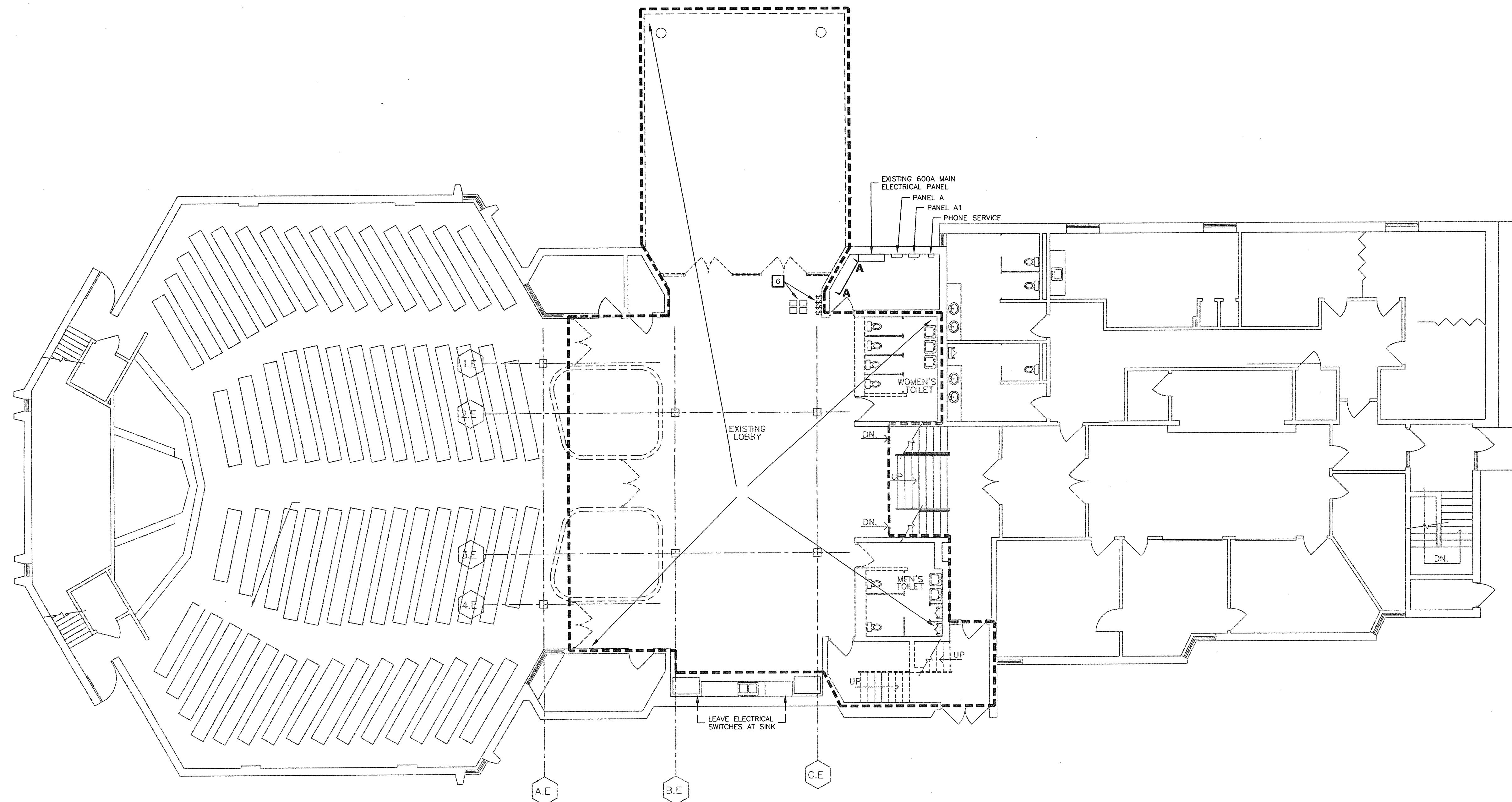
OTDOLLE DESIGN ASSOC.
124 WEST KETTERBOOM
KIRKWOOD, MO 63122
PHONE (314) 909-1905
FAX (314) 909-1906

GENERAL DEMOLITION NOTES

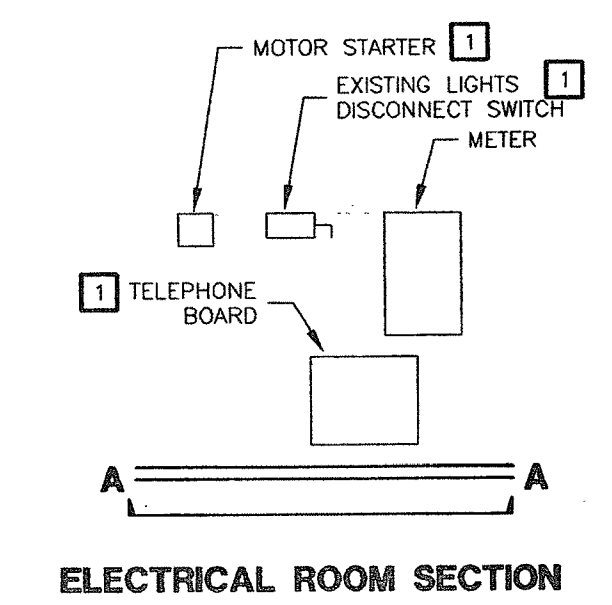
1. THE OWNER INTENDS TO VACATE AREA OF WORK BEFORE DEMOLITION BEGINS. UTILITIES AND SERVICES TO ANY OTHER EXISTING FACILITIES SHALL NOT BE INTERRUPTED WITHOUT THE OWNER'S APPROVAL AS TO THE TIME AND DURATION. THE OWNER WILL CONTINUE TO OCCUPY THE REST OF THE EXISTING FACILITIES THROUGHOUT THE CONSTRUCTION OPERATIONS AND THE ELECTRICAL CONTRACTOR SHALL SO ORGANIZE HIS WORK AS TO CAUSE A MINIMUM OF INTERRUPTIONS SHALL BE SCHEDULED AT THE CONVENIENCE OF THE OWNER.
2. ALL LIGHT FIXTURES, 120 VOLT RECEPTACLES, SPECIAL RECEPTACLES, SWITCHES, ETC. ALONG WITH ALL CONDUIT AND WIRE SHALL BE REMOVED BY THE ELECTRICAL CONTRACTOR. IT SHALL BE THE RESPONSIBILITY OF THE ELECTRICAL CONTRACTOR TO VISIBLY EXAMINE ALL EXISTING WALLS AND CEILINGS DESIGNATED FOR REMOVAL TO DETERMINE THE CONDUIT AND WIRING THAT WILL REQUIRE REMOVAL.
3. THE ELECTRICAL CONTRACTOR SHALL REMOVE EQUIPMENT, OUTLETS, CONDUIT, WIRE, ETC., AS SHOWN AND SPECIFIED ON DRAWINGS AND AS MAY BECOME NECESSARY BECAUSE OF EXISTING FIELD CONDITIONS. IT SHALL BE THE RESPONSIBILITY OF THE ELECTRICAL CONTRACTOR TO VISIBLY EXAMINE ALL EXISTING WALLS AND CEILINGS DESIGNATED FOR REMOVAL TO DETERMINE THE CONDUIT AND THE WIRING THAT WILL REQUIRE REMOVAL.
4. ALL LIGHTING FIXTURES, SWITCHES RECEPTACLES, SPECIAL OUTLETS, ETC., WHICH ARE SHOWN WITH DASHED LINE SYMBOLS ON THE DEMOLITION PLANS OR SO NOTED SHALL BE REMOVED BY THE ELECTRICAL CONTRACTOR ALONG WITH ALL ASSOCIATED WIRING AND CONDUIT, UNLESS OTHERWISE NOTED. ALL DEVICES SHOWN WITH SOLID LINES SHALL REMAIN.
5. MAINTAIN CIRCUIT CONTINUITY TO ALL EXISTING FIXTURES, EQUIPMENT, OUTLETS, ETC. TO REMAIN IN USE WHETHER NOTED ON THE PLANS OR NOT. FIELD VERIFY EXISTING ITEMS TO REMAIN IN USE.
6. WIRING FOR EXISTING CIRCUITS WHICH ARE PARTIALLY ABANDONED SHALL BE RECONNECTED BY THE ELECTRICAL CONTRACTOR TO SERVICE THE REMAINING OUTLETS ON THE CIRCUIT.
7. ALL WIRING FOR A CIRCUIT WHICH IS TO BE REMOVED SHALL BE REMOVED BY THE ELECTRICAL CONTRACTOR BACK TO THE PANEL WHICH SUPPLIED THE CIRCUIT.
8. ALL EMPTY CONDUIT (MADE EMPTY BY THIS DEMOLITION) SHALL BE REMOVED BY THE ELECTRICAL CONTRACTOR.
9. ALL UNUSED TELEPHONE AND DATA CABLES SHALL BE REMOVED BY THE ELECTRICAL CONTRACTOR ALL OTHER UNUSED CABLES SHALL ALSO BE REMOVED BY THE ELECTRICAL CONTRACTOR.
10. ALL ACTIVE CIRCUITING THAT RUNS THROUGH THIS SPACE, ORIGINATING AND/OR TERMINATING IN OTHER SPACES, SHALL REMAIN IN PLACE.
11. WHERE FIXTURES EQUIPMENT OR DEVICES ARE REMOVED, PATCH AND FINISH THE SURFACE AS REQUIRED, TO MATCH THE EXISTING.
12. MISCELLANEOUS CABLES, CONDUITS, WIRING DEVICES, ETC., TO BE REMOVED SHALL BECOME THE PROPERTY OF THE CONTRACTOR AND HE SHALL REMOVE THESE ITEMS FROM THE PREMISES.
13. ALL EXISTING ELECTRICAL EQUIPMENT, ETC., TO BE REMOVED SHALL REMAIN THE PROPERTY OF THE CONTRACTOR, UNLESS OTHERWISE NOTED. THE CONTRACTOR SHALL REMOVE THESE ITEMS FROM THE PREMISES.
14. FOR ALL EXISTING ELECTRICAL DEVICES IN WALLS TO BE REMOVED, ELECTRICAL CONTRACTOR SHALL DISCONNECT POWER, REMOVE CONDUCTORS AND CAP CONDUIT IN FLOOR OR CEILING AS REQUIRED. DEVICES ARE TO BE REMOVED ALONG WITH WALL BY GENERAL CONTRACTOR.
15. FOR ALL EXISTING ELECTRICAL DEVICES TO BE REMOVED FROM WALLS WHICH REMAIN, ELECTRICAL CONTRACTOR SHALL DISCONNECT POWER, REMOVE CONDUCTORS, REMOVE DEVICE AND PROVIDE BLANK COVER PLATE OR AS NOTED.
16. EXISTING RECEPTACLES WHICH ARE TO REMAIN SHALL BE EXTENDED TO BE FLUSH WITH THE CONDUIT OFF 1/2" BELOW THE FLOOR LINE AND PATCH.
17. WHERE CONDUITS EXTENDING OUT OF THE FLOOR ARE TO BE REMOVED, CUT THE CONDUIT OFF 1/2" BELOW THE FLOOR LINE AND PATCH.
18. FIELD VERIFY DEMOLITION AREAS INDICATED ON THE DRAWINGS AND DISCONNECT AND REMOVE ELECTRICAL ITEMS IN THESE AREAS AS REQUIRED.
19. WHERE ELECTRICAL EQUIPMENT HAS BEEN DEMO'ED PATCH WALL AND MAKE READY FOR NEW WALL FINISH.
20. ALL DEMOLITION ELECTRICAL ITEMS SHALL BE TURNED OVER TO OWNER OR IF NOT WANTED FOR REUSE, ITEMS SHALL BE DISPOSED OF BY THE ELECTRICAL CONTRACTOR.

ELECTRICAL DEMOLITION KEYED NOTES:

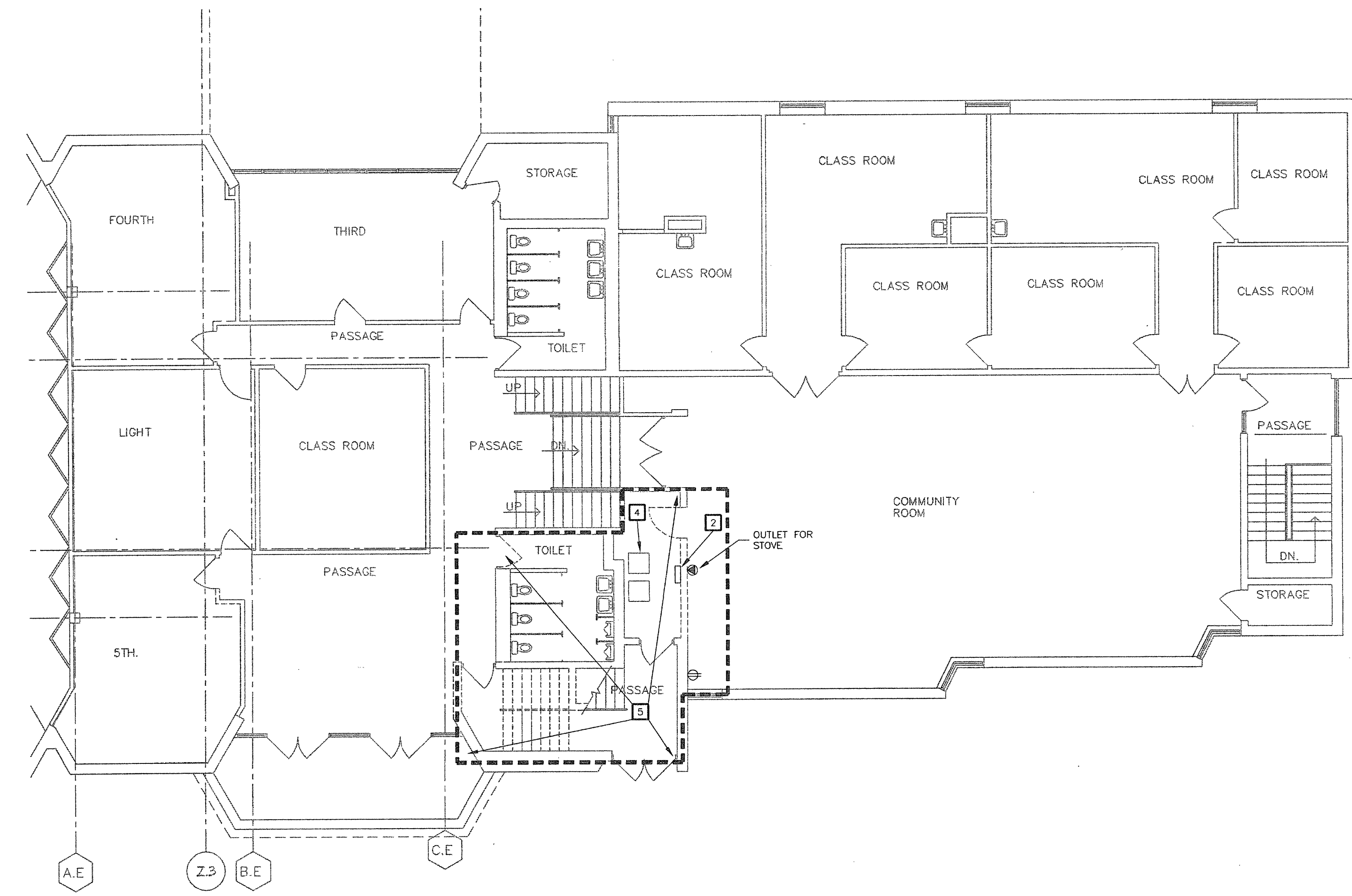
- 1 EXISTING DEVICE TO BE RELOCATED TO NEW WALL ERRECTED IN PLACE OF THE EXISTING DOOR.
- 2 EXISTING METER TO BE DISCONNECTED AND REMOVED AFTER NEW SERVICE IS INSTALLED.
- 3 EXISTING PANEL TO BE RELOCATED. SEE REMODEL PLAN AND ONE-LINE DIAGRAM.
- 4 EXISTING FURNACE TO BE DISCONNECTED FOR REMOVAL BY OTHERS.
- 5 GENERAL AREA OF DEMOLITION. REMOVE ALL ELECTRICAL DEVICES UNLESS SHOWN OR NOTED OTHERWISE.
- 6 EXISTING LIGHTING SWITCHES TO BE REMOVED. THE EXISTING PARKING LOT LIGHTING CONTROLS SHALL BE RELOCATED INTO NEW ELECTRICAL ROOM.



ELECTRICAL DEMOLITION FIRST FLOOR PLAN - LIGHTING
SCALE: 1/8" = 1' - 0"



ELECTRICAL ROOM SECTION



ELECTRICAL DEMOLITION SECOND FLOOR PLAN - LIGHTING
SCALE: 1/8" = 1' - 0"

PROJECT: ADDITION AND RENOVATIONS TO
McKnight Road
 Church of Christ
 2515 SOUTH MCKNIGHT ROAD
 ST. LOUIS, MO 63124

THE SEAL AND SIGNATURE APPLY ONLY TO THE DOCUMENT TO WHICH THEY ARE APPLIED AND WE EXPRESSLY DISCLAIM ANY RESPONSIBILITY FOR ALL OTHERS, INCLUDING SPECIFICATIONS, ESTIMATES, REPORTS OR METHODS TO BE USED FOR ANY PART OR PARTS OF THE PROJECT.

COPYRIGHT 2002 FLETCHER ARCHITECTS, INC.

NO	DATE	REVISIONS
	01/01/01	ADDENDUM #0


PROJECT NO. SHEET NO.
2001239
DRAWN BY: JW
CHECKED BY: CF
DATE: NOVEMBER 1, 2002

ED1.1

CONSTRUCTION/BID DRAWINGS

SSC Swin, Schuchat, & Cornett Engineering, Inc.
18207 Edison Avenue
Chesterfield, Missouri 63005 (636) 630-7770
FAX (636) 530-7577

A SEAL AND SIGNATURE APPLY ONLY TO THE DOCUMENT TO WHICH THEY ARE APPLIED AND WE EXPRESSLY DISCLAIM ANY RESPONSIBILITY FOR ALL OTHERS, INCLUDING SPECIFICATIONS, ESTIMATES, REPORTS OR METHODS TO BE USED FOR ANY PART OR PARTS OF THE PROJECT.



Fletcher: Architects, Inc.

ARCHITECTURE • PLANNING • INTERIORS
1506 NORTH SIGNAL HILLS DRIVE
KIRKWOOD, MO. 63122
TEL. (314) 965-6333
FAX (314) 965-8997
info@fletcher-architects.com

CONSULTANTS

CIVIL ENGINEER:

FRONTENAC ENGR. GROUP, INC.
16 SUNNEN DR.
ST. LOUIS, MO 63143
PHONE (314) 644-2200
FAX (314) 644-0645

STRUCT. ENGINEER:

285 CONSULTING
1844 LACKLAND HILLS PARKWAY
ST. LOUIS, MO 63148
PHONE (314) 984-7007
FAX (314) 984-0722

M.E.P. ENGINEER:

SSC ENGINEERING
350 SPIRIT OF ST. LOUIS BLVD.
CHESTERFIELD, MO 63005
PHONE (636) 530-7770
FAX (636) 530-7877

HARDWARE CONSULTANT

8710
5555 HERRE CT.
ST. LOUIS, MO 63128
PHONE (314) 487-7776
FAX (314) 842-2245

KITCHEN CONSULTANTS

THE GEIGER GROUP
3501 WATSON ROAD
ST. LOUIS, MO 63139
PHONE (314) 645-2987
FAX (314) 645-3028

LANDSCAPE ARCHITECT

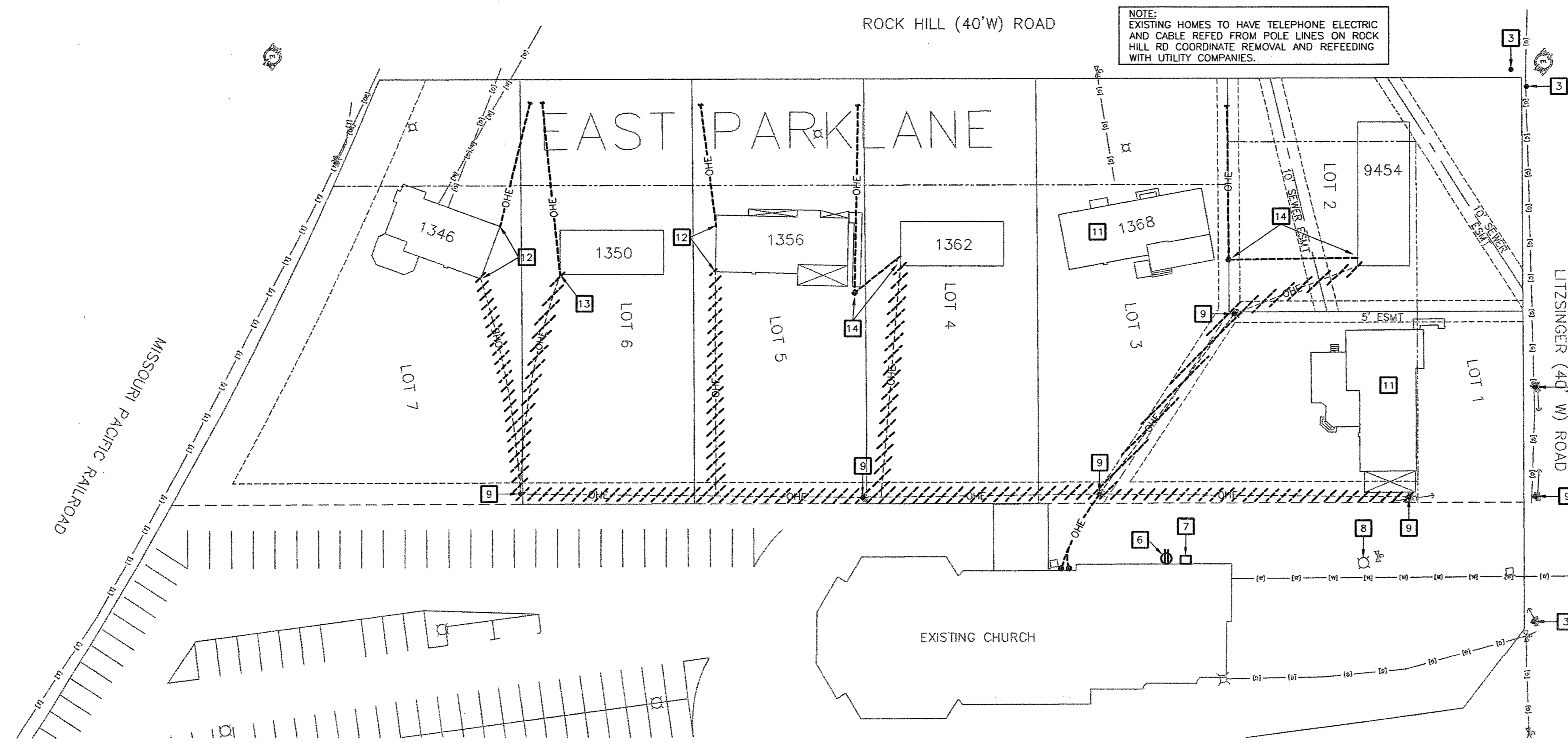
AUSTIN TAD AND ASSOC.
2101 LOCUST, 2ND FLOOR
ST. LOUIS, MO 63103
PHONE (314) 436-3999
FAX (314) 436-9130

INTERIOR DESIGN

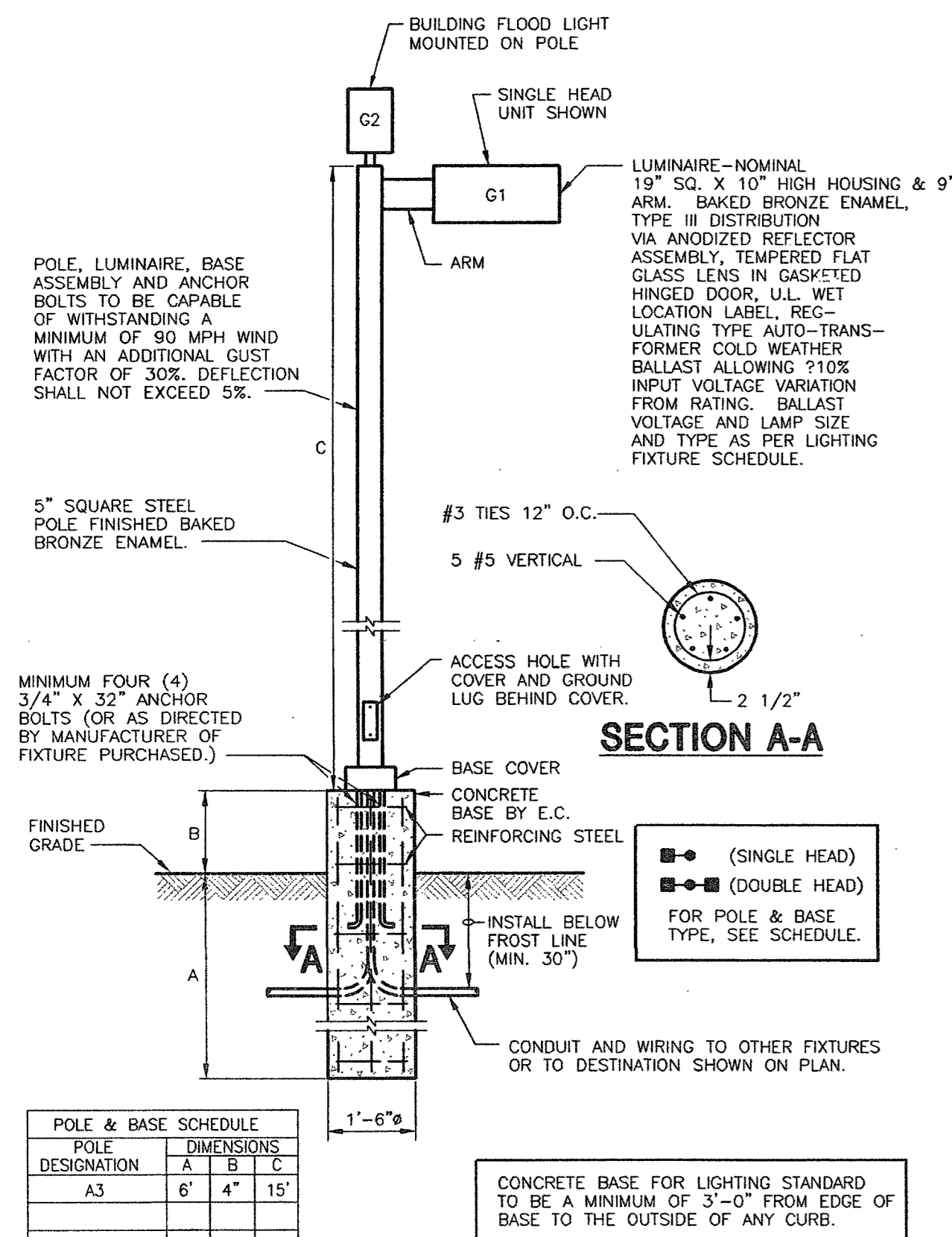
DTXDLX DESIGN ASSOC.
124 WEST JEFFERSON
KIRKWOOD, MO 63122
PHONE (314) 909-1905
FAX (314) 909-1906

ELECTRICAL KEYED NOTES:

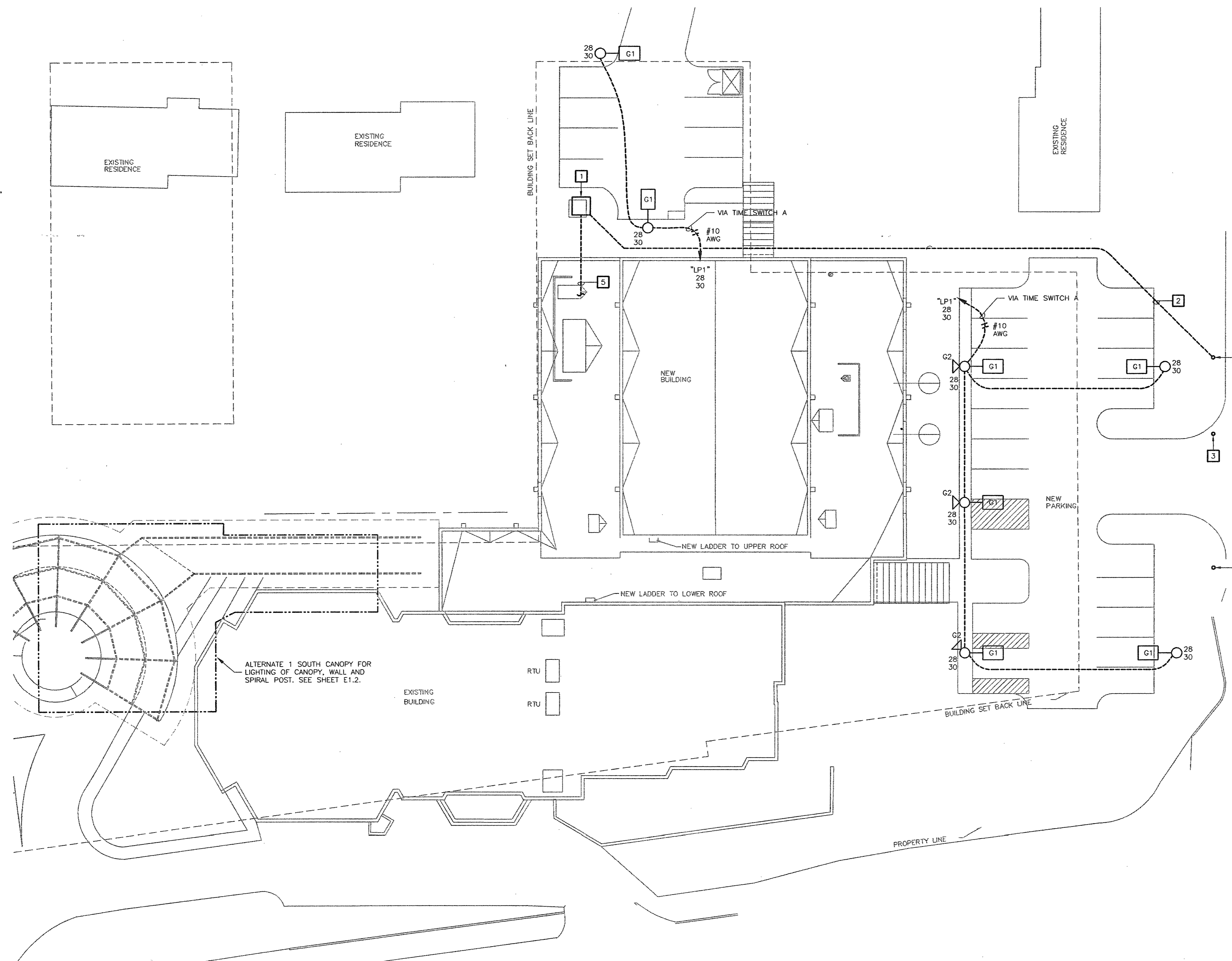
- 1 NEW PAD MOUNTED TRANSFORMER BY AMEREN U.E. PAD IS PROVIDED BY UTILITY COMPANY AND PLACED BY E.C. PER UTILITY COMPANY REQUIREMENTS.
- 2 4" PVC CONDUIT BY E.C. FOR PRIMARY CABLE. INSTALL PER UTILITY COMPANY REQUIREMENTS.
- 3 EXISTING UTILITY POLE TO REMAIN.
- 4 COORDINATE WITH UTILITY COMPANY FOR PRIMARY CONDUIT INSTALLATION AT POLE. COORDINATE THE EXACT POLE LOCATION WITH UTILITY.
- 5 SECONDARY CONDUIT TO MAIN DISTRIBUTION PANEL. SEE ONE LINE DIAGRAM.
- 6 EXISTING EXTERIOR RECEPTACLE TO BE REMOVED.
- 7 EXISTING CONDUIT AND ELBOW. VERIFY THIS IS TO THE EXISTING PARKING LOT LIGHT AND REMOVE.
- 8 EXISTING PARKING LOT LIGHT TO BE REMOVED BY E.C.
- 9 EXISTING UTILITY POLE TO BE REMOVED BY U.E. COORDINATE REMOVAL WITH UTILITY COMPANY.
- 10 NEW UTILITY RISER POLE.
- 11 EXISTING HOME TO BE DEMOLISHED.
- 12 EC SHALL RELOCATE EXISTING SERVICE WEATHERHEAD CONNECTION FOR CHURCH OWNED PROPERTY TO ALLOW NEW SERVICE DROP FROM WEST OF PROPERTY.
- 13 EXISTING PROPERTY TO BE REFERRED BY AMEREN TO EXISTING SERVICE WEATHERHEAD.
- 14 NEW POLE LINE EASEMENT ON CHURCH PROPERTY WILL ALLOW U.E. TO REFEED EXISTING PROPERTY AT THE EXISTING WEATHERHEAD.



EXISTING SITE DEMOLITION PLAN
1" = 40'-0"



LIGHT STANDARD DETAIL
NO SCALE



ELECTRICAL SITE PLAN
1" = 20'-0"

PROJECT:
**ADDITION AND RENOVATIONS TO
 McKnight Road**
 Church of Christ
 2515 SOUTH MCKNIGHT ROAD
 ST. LOUIS, MO 63124

THE SEAL AND SIGNATURES APPLY ONLY TO THE DOCUMENT TO WHICH THEY ARE AFFIXED, AND NOT TO OTHER PLANS, SPECIFICATIONS, ESTIMATES, REPORTS OR OTHER DOCUMENTS OR INSTRUMENTS RELATING TO OR INTENDED TO BE USED FOR ANY PART OR PARTS OF THE PROJECT.

COPYRIGHT 2002 FLETCHER ARCHITECTS, INC.

NO.	DATE	REVISIONS
050001		ADDENDUM #0


PROJECT NO. 2001239
 SHEET NO. E0.1
 DRAWN BY: JW
 CHECKED BY: CF
 DATE: NOVEMBER 1, 2002

CONSTRUCTION/BID DRAWINGS

SSC Swin, Schuchat, & Cornett
 Engineering, Inc.

18207 Edison Avenue (636) 630-7770
 Chesterfield, Missouri 63005 Fax# (636) 630-7877

THIS SEAL AND SIGNATURE APPLY ONLY TO THE DOCUMENT TO WHICH THEY ARE AFFIXED, AND NOT TO OTHER PLANS, SPECIFICATIONS, ESTIMATES, REPORTS OR OTHER DOCUMENTS OR INSTRUMENTS RELATING TO OR INTENDED TO BE USED FOR ANY PART OR PARTS OF THE PROJECT.



Fletcher:: Architects, Inc.

ARCHITECTURE • PLANNING • INTERIORS
1906 NORTH SIGNAL HILLS DRIVE
KIRKWOOD, MO. 63122
TEL. (314) 965-6333
FAX. (314) 965-8997
info@fletcher-architects.com

CONSULTANTS

CIVIL ENGINEER:

FRONTENAC ENGR. GROUP, INC.
16 SUNSHINE DR.
ST. LOUIS, MO 63143
PHONE (314) 644-2300
FAX (314) 644-0645

STRUCT. ENGINEER:

ABS CONSULTING
1844 LACKLAND HILLS PARKWAY
ST. LOUIS, MO 63146
PHONE (314) 994-7007
FAX (314) 994-0722

M.E.P. ENGINEER:

SSC ENGINEERING
550 SPIRIT OF ST. LOUIS BLVD.
CHESTERFIELD, MO 63005
PHONE (636) 530-7770
FAX (636) 530-7877

HARDWARE CONSULTANT

9710
5505 PIERRE CT.
ST. LOUIS, MO 63129
PHONE (314) 487-7776
FAX (314) 842-2242

KITCHEN CONSULTANTS

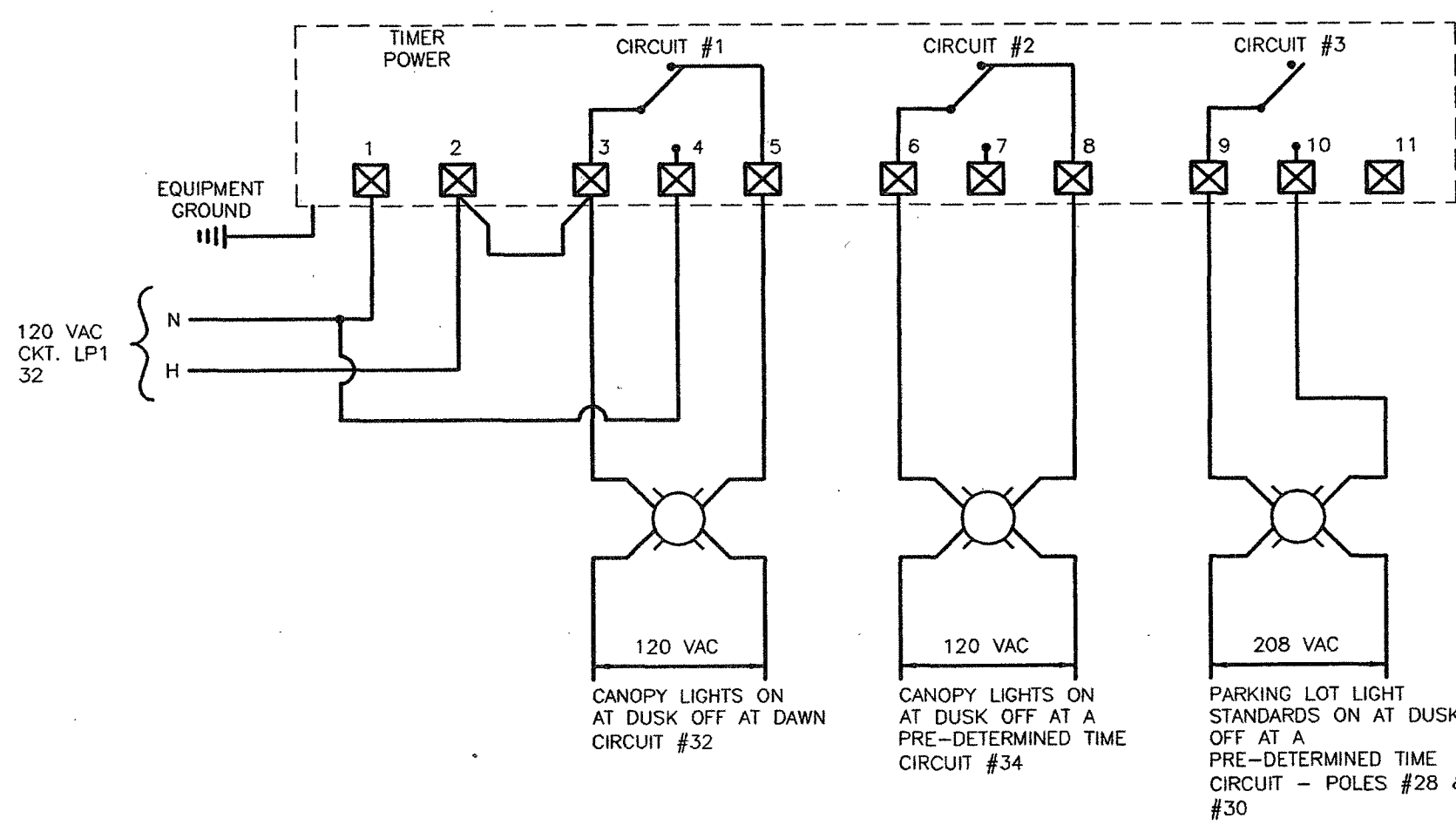
THE GREER GROUP
3501 WATSON ROAD
ST. LOUIS, MO 63139
PHONE (314) 645-2987
FAX (314) 645-3005

LANDSCAPE ARCHITECT

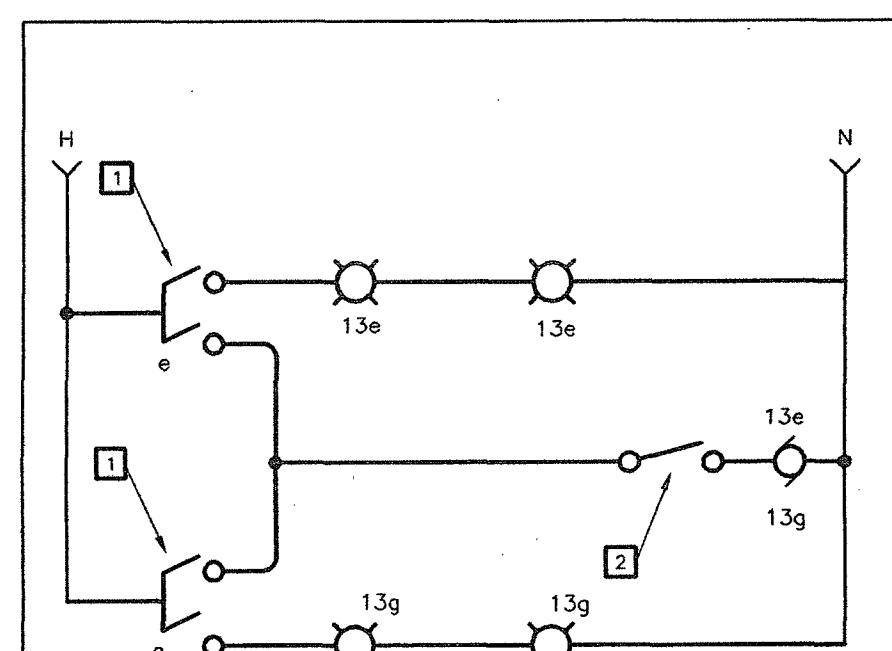
AUSTIN, TAC. AND ASSOC.
2101 LOCUST, 2ND FLOOR
ST. LOUIS, MO 63103
PHONE (314) 436-3959
FAX (314) 436-9130

INTERIOR DESIGN

OTIS/KE DESIGN ASSOC.
124 WEST JEFFERSON
KIRKWOOD, MO 63122
PHONE (314) 909-1905
FAX (314) 909-1906



TIME SWITCH A WIRING DIAGRAM
N.T.S.



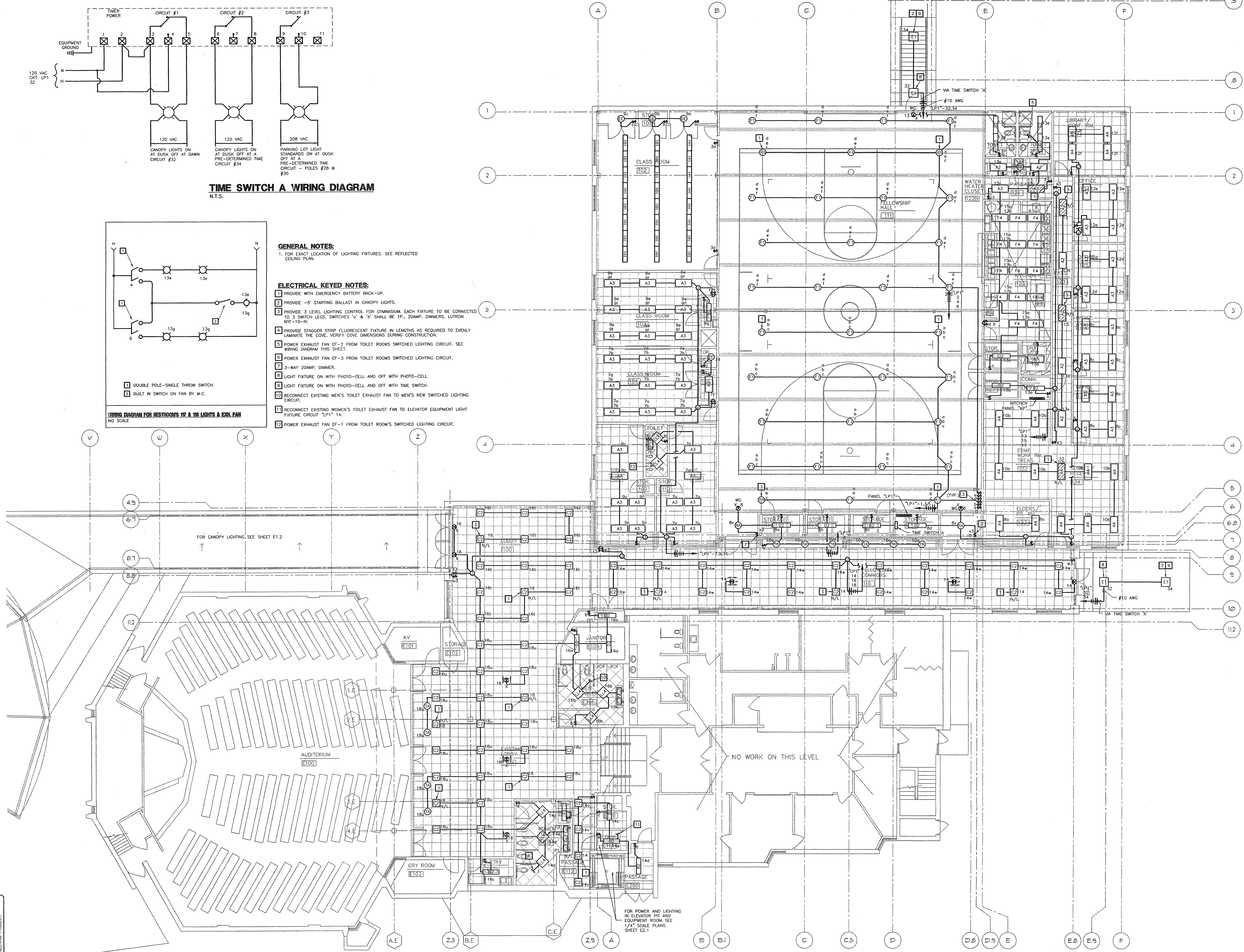
WIRING DIAGRAM FOR RESTROOMS 17 & 18 LIGHTS & EDL FAN
NO SCALE

GENERAL NOTES:

- 1. FOR EXACT LOCATION OF LIGHTING FIXTURES, SEE REFLECTED CEILING PLAN.

ELECTRICAL KEYED NOTES:

- 1 PROVIDE WITH EMERGENCY BATTERY BACK-UP.
- 2 PROVIDE -5' STARTING BALLAST IN CANOPY LIGHTS.
- 3 PROVIDE 3 LEVEL LIGHTING CONTROL FOR GYMNASIUM. EACH FIXTURE TO BE CONNECTED TO 3 SWITCH LEADS. SWITCHES 'a' & 'b' SHALL BE 1P-, 20AMP, DIMMERS, LUTRON NIT-10-N.
- 4 PROVIDE STAGGER STRIP FLUORESCENT FIXTURE IN LENGTHS AS REQUIRED TO EVENLY LAMINATE THE COVE. VERIFY COVE DIMENSIONS DURING CONSTRUCTION.
- 5 POWER EXHAUST FAN EF-2 FROM TOILET ROOMS SWITCHED LIGHTING CIRCUIT. SEE WIRING DIAGRAM THIS SHEET.
- 6 POWER EXHAUST FAN EF-3 FROM TOILET ROOMS SWITCHED LIGHTING CIRCUIT.
- 7 3-WAY 20AMP DIMMER.
- 8 LIGHT FIXTURE ON WITH PHOTO-CELL AND OFF WITH PHOTO-CELL.
- 9 LIGHT FIXTURE ON WITH PHOTO-CELL AND OFF WITH TIME SWITCH.
- 10 RECONNECT EXISTING MEN'S TOILET EXHAUST FAN TO MEN'S NEW SWITCHED LIGHTING CIRCUIT.
- 11 RECONNECT EXISTING WOMEN'S TOILET EXHAUST FAN TO ELEVATOR EQUIPMENT LIGHT FIXTURE CIRCUIT "LP1" 14.
- 12 POWER EXHAUST FAN EF-1 FROM TOILET ROOM'S SWITCHED LIGHTING CIRCUIT.



ELECTRICAL FIRST FLOOR PLAN - LIGHTING
SCALE: 1/8" = 1' - 0"

SSC Swin, Schuchat, & Cornett
Engineering, Inc.
18207 Edison Avenue
Chesterfield, Missouri 63005
(636) 630-7770
Fax# (636) 630-7877

PROJECT: ADDITION AND RENOVATIONS TO
McKnight Road
Church of Christ
2515 SOUTH MCKNIGHT ROAD
ST. LOUIS, MO 63124

THE SEAL AND SIGNATURE APPLY ONLY TO THE DOCUMENT WHICH THEY ARE APPLIED AND BE RESPONSIBLE ONLY FOR THE WORK SHOWN THEREON. ANY OTHER DOCUMENTS, ESTIMATES, REPORTS, OR OTHER DOCUMENTS OR INSTRUMENTS RELATING TO OR REFERRED TO BE USED FOR ANY PART OR PARTS OF THE PROJECT.

COPYRIGHT 2002 FLETCHER ARCHITECTS, INC.


NO.	DATE	REVISIONS
000001		ADDENDUM #0

PROJECT NO. 0001239
DRAWN BY: JW/MEG
CHECKED BY: CF
DATE: NOVEMBER 1, 2002

CONSTRUCTION/BID DRAWINGS

THE SEAL AND SIGNATURE APPLY ONLY TO THE DOCUMENT WHICH THEY ARE APPLIED AND BE RESPONSIBLE ONLY FOR THE WORK SHOWN THEREON. ANY OTHER DOCUMENTS, ESTIMATES, REPORTS, OR OTHER DOCUMENTS OR INSTRUMENTS RELATING TO OR REFERRED TO BE USED FOR ANY PART OR PARTS OF THE PROJECT.

SHEET NO. **E1.1**



Fletcher Architects, Inc.

ARCHITECTURE • PLANNING • INTERIORS
1906 NORTH SIGNAL HILLS DRIVE
KIRKWOOD, MO. 63122
TEL. (314) 965-6333
FAX (314) 965-8997
Info@fletcher-architects.com

CONSULTANTS

CIVIL ENGINEER:
FRONTIAC ENGR. GROUP, INC.
16 SUNDEN DR.
ST. LOUIS, MO 63143
PHONE (314) 644-2000
FAX (314) 644-0645

STRUCT. ENGINEER:
AEC CONSULTING
1844 LACKLAND HILLS PARKWAY
ST. LOUIS, MO 63146
PHONE (314) 994-7007
FAX (314) 994-0722

M.E.P. ENGINEER:
SSC ENGINEERING
550 SPIRIT OF ST. LOUIS BLVD.
CHESTERFIELD, MO 63005
PHONE (636) 530-7770
FAX (636) 530-7877

HARDWARE CONSULTANT
8710
5555 PIERRE CT.
ST. LOUIS, MO 63128
PHONE (314) 487-7776
FAX (314) 642-2242

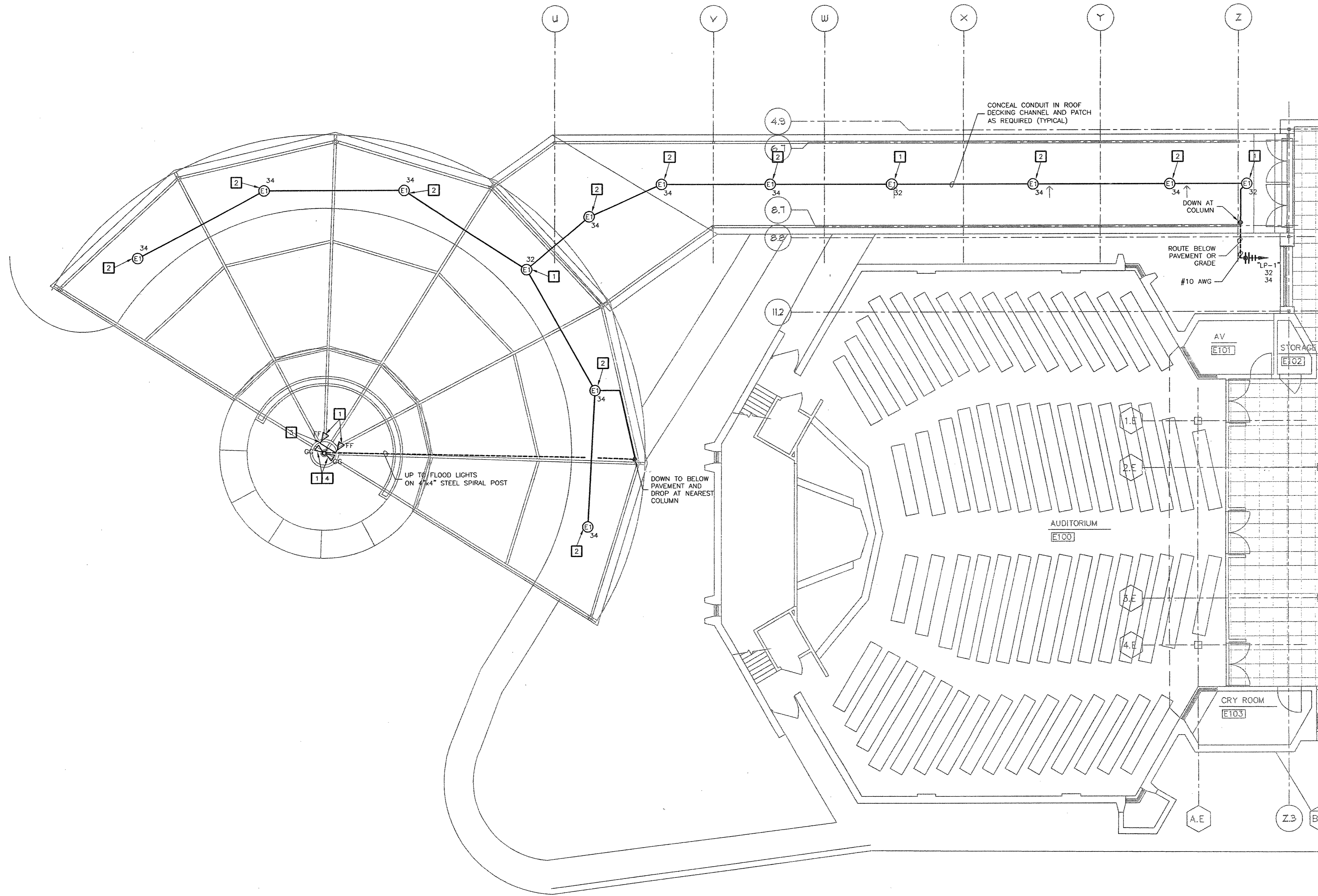
KITCHEN CONSULTANTS
THE GEIGER GROUP
3501 WATSON ROAD
ST. LOUIS, MO 63119
PHONE (314) 645-2987
FAX (314) 645-3006

LANDSCAPE ARCHITECT
AUSTIN TAG AND ASSOC.
2101 LOCUST, 2ND FLOOR
ST. LOUIS, MO 63103
PHONE (314) 436-3989
FAX (314) 436-9130

INTERIOR DESIGN
OTODLE DESIGN ASSOC.
124 WEST JEFFERSON
KIRKWOOD, MO 63122
PHONE (314) 905-1905
FAX (314) 609-1909

ELECTRICAL KEYED NOTES:

- 1 LIGHT FIXTURE ON WITH PHOTO-CELL AND OFF WITH PHOTO-CELL.
- 2 LIGHT FIXTURE ON WITH PHOTO-CELL AND OFF WITH TIME SWITCH.
- 3 TYPE 'F' LIGHTS MOUNTED ON SPIRAL FOR LIGHTING OF LETTERS ON 180" WALL. MOUNT 10"-0" ABOVE PAVEMENT.
- 4 TYPE 'GG' LIGHTS MOUNTED ON SPIRAL FOR LIGHTING OF SPIRAL MOUNT 12"-0" ABOVE PAVEMENT.



CANOPY PLAN - LIGHTING ALTERNATE #1
SCALE: 1/8" = 1' - 0"

THIS DOCUMENT IS THE PROPERTY OF Fletcher Architects, Inc. It is to be used only for the project and site for which it is prepared. It is not to be used for any other project, site, or purpose without the written consent of Fletcher Architects, Inc. The user assumes all liability for any use of this document.

THE SEAL AND SIGNATURES APPLY ONLY TO THE DOCUMENT TO WHICH THEY ARE AFFIXED AND WE EXPRESSLY DISCLAIM ANY RESPONSIBILITY FOR ALL OTHER PLANS, SPECIFICATIONS, ESTIMATES, REPORTS OR OTHER DOCUMENTS OR INSTRUMENTS RELIANT UPON OR INTENDED TO BE USED FOR ANY PART OR PARTS OF THE PROJECT.

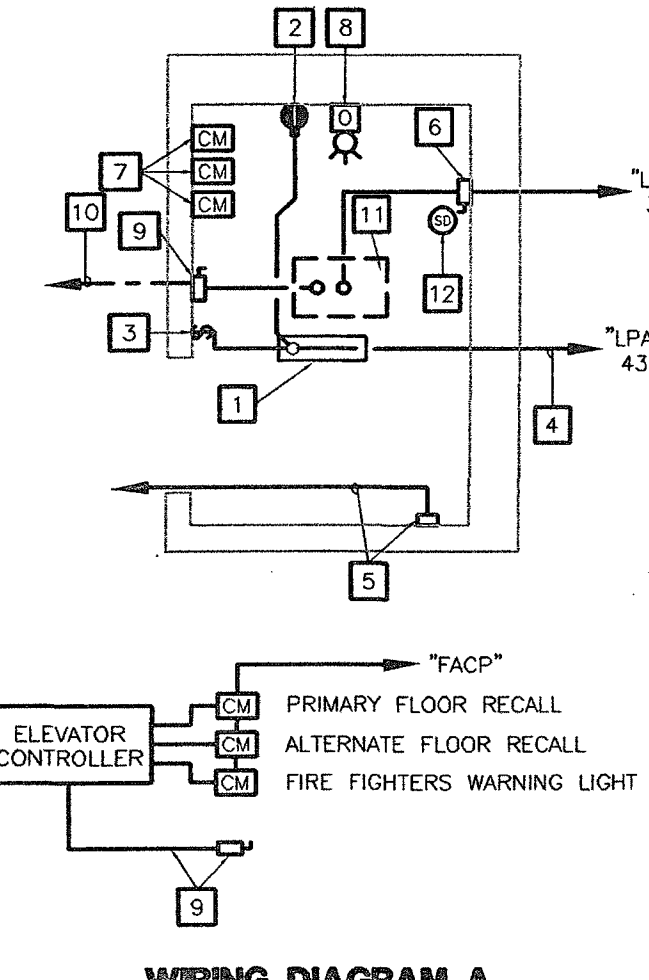
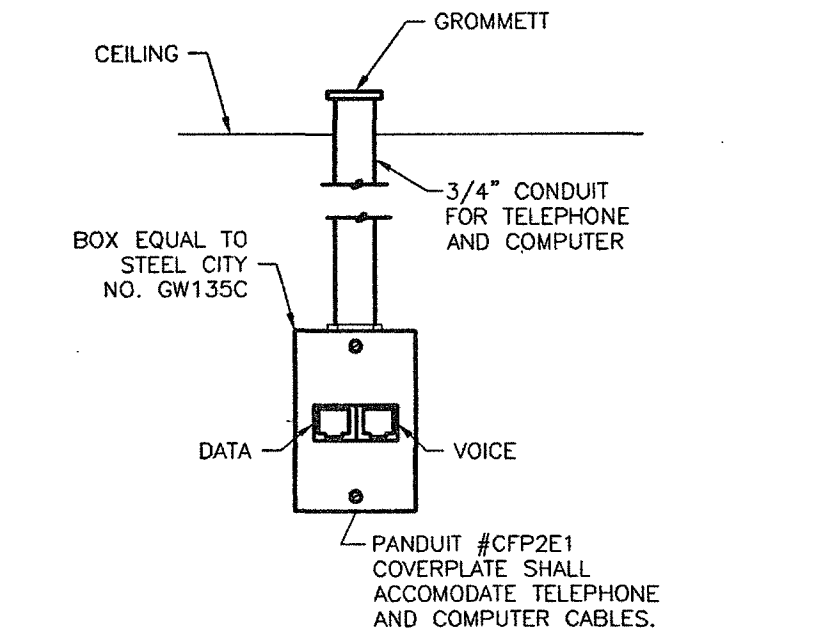
COPYRIGHT 2002 FLETCHER ARCHITECTS, INC.

NO.	DATE	REVISIONS
	09/05/01	ADDENDUM #0

PROJECT NO. 2001239 SHEET NO. **E1.2**
DRAWN BY: JWW
CHECKED BY: BS
DATE: NOVEMBER 1, 2002

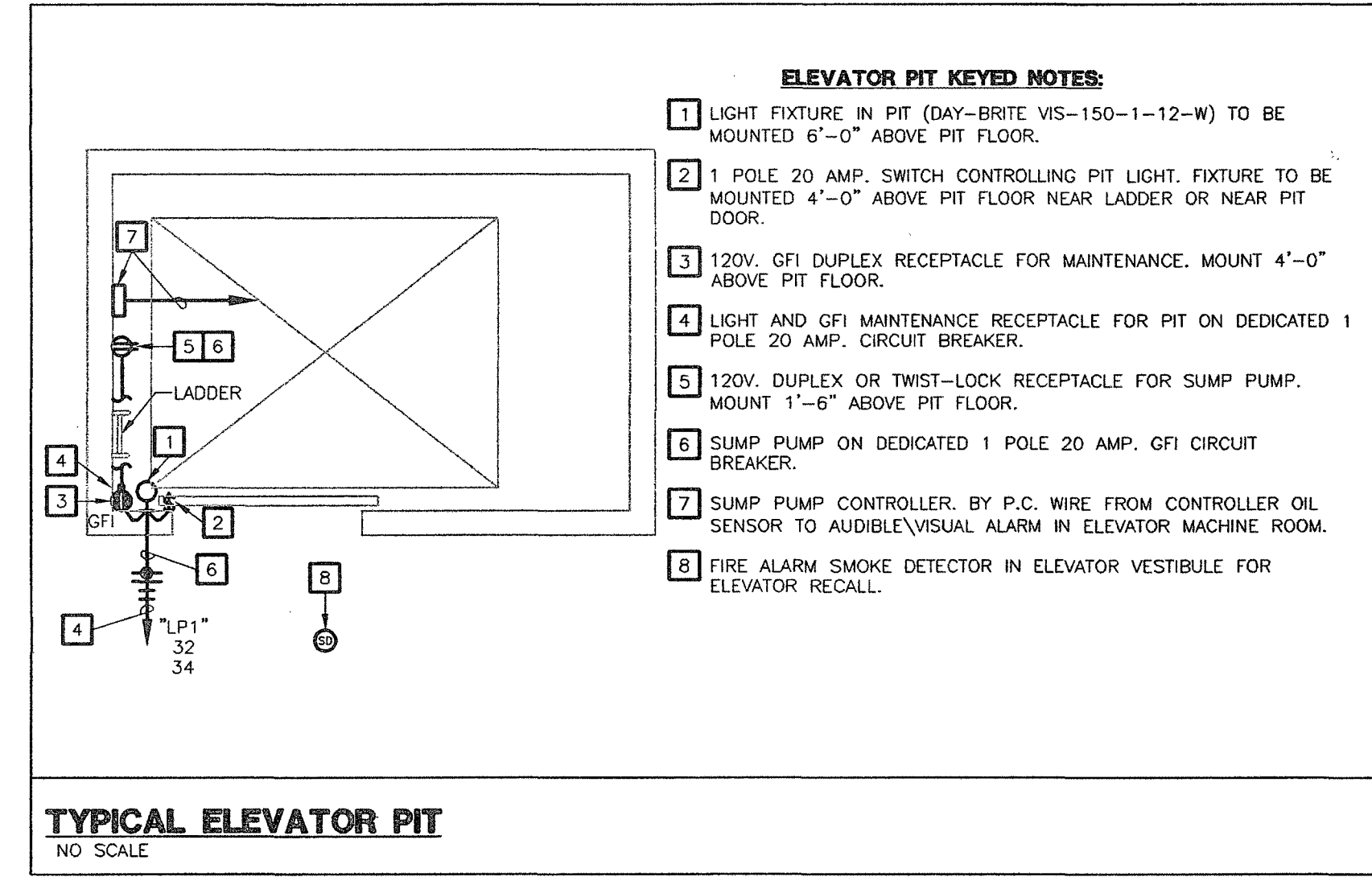
CONSTRUCTION/BID DRAWINGS

SSC Swin, Schuchat, & Cornett
Engineering, Inc.
18007 Edison Avenue
Chesterfield, Missouri 63005
Phone (636) 630-7770
Fax (636) 630-7677

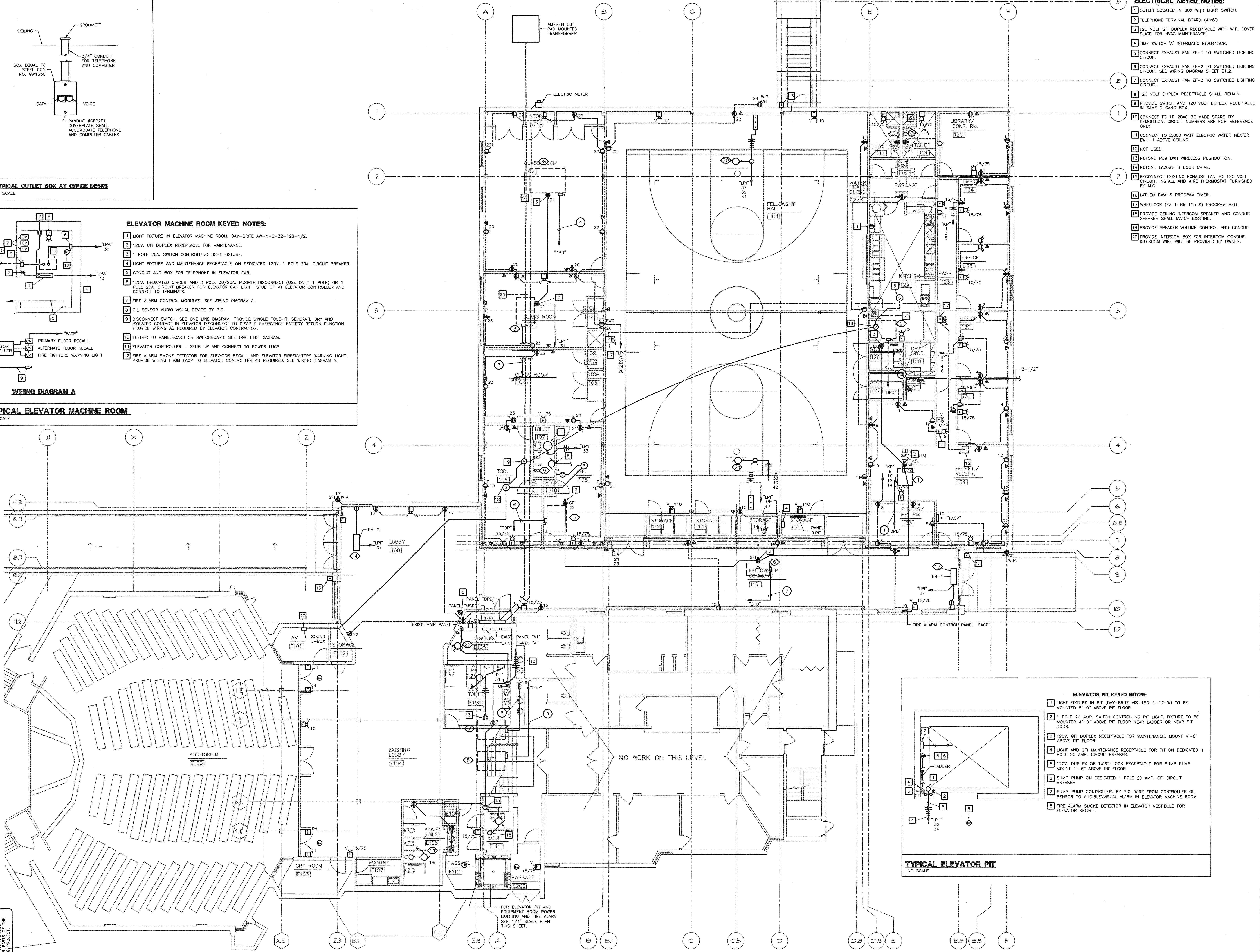


- ELEVATOR MACHINE ROOM KEYED NOTES:**
- 1 LIGHT FIXTURE IN ELEVATOR MACHINE ROOM, DAY-BRITE AW-N-2-32-120-1/2.
 - 2 120V. GFI DUPLEX RECEPTACLE FOR MAINTENANCE.
 - 3 1 POLE 20A. SWITCH CONTROLLING LIGHT FIXTURE.
 - 4 LIGHT FIXTURE AND MAINTENANCE RECEPTACLE ON DEDICATED 120V. 1 POLE 20A. CIRCUIT BREAKER.
 - 5 CONDUIT AND BOX FOR TELEPHONE IN ELEVATOR CAR.
 - 6 120V. DEDICATED CIRCUIT AND 2 POLE 30/20A. FUSIBLE DISCONNECT (USE ONLY 1 POLE) OR 1 POLE 20A. CIRCUIT BREAKER FOR ELEVATOR CAR LIGHT. STUB UP AT ELEVATOR CONTROLLER AND CONNECT TO TERMINALS.
 - 7 FIRE ALARM CONTROL MODULES. SEE WIRING DIAGRAM A.
 - 8 OIL SENSOR AUDIO VISUAL DEVICE BY P.C.
 - 9 DISCONNECT SWITCH. SEE ONE LINE DIAGRAM. PROVIDE SINGLE POLE-IT, SEPERATE DRY AND ISOLATED CONTACT IN ELEVATOR DISCONNECT TO DISABLE EMERGENCY BATTERY RETURN FUNCTION. PROVIDE WIRING AS REQUIRED BY ELEVATOR CONTRACTOR.
 - 10 FEEDER TO PANELBOARD OR SWITCHBOARD. SEE ONE LINE DIAGRAM.
 - 11 ELEVATOR CONTROLLER - STUB UP AND CONNECT TO POWER LUGS.
 - 12 FIRE ALARM SMOKE DETECTOR FOR ELEVATOR RECALL AND ELEVATOR FIREFIGHTERS WARNING LIGHT. PROVIDE WIRING FROM FACP TO ELEVATOR CONTROLLER AS REQUIRED. SEE WIRING DIAGRAM A.

- ELECTRICAL KEYED NOTES:**
- 1 OUTLET LOCATED IN BOX WITH LIGHT SWITCH.
 - 2 TELEPHONE TERMINAL BOARD (4x8")
 - 3 120 VOLT GFI DUPLEX RECEPTACLE WITH W.P. COVER PLATE FOR HVAC MAINTENANCE.
 - 4 TIME SWITCH 'A' INTERMATIC ET7041SCR.
 - 5 CONNECT EXHAUST FAN EF-1 TO SWITCHED LIGHTING CIRCUIT.
 - 6 CONNECT EXHAUST FAN EF-2 TO SWITCHED LIGHTING CIRCUIT. SEE WIRING DIAGRAM SHEET E1-2.
 - 7 CONNECT EXHAUST FAN EF-3 TO SWITCHED LIGHTING CIRCUIT.
 - 8 120 VOLT DUPLEX RECEPTACLE SHALL REMAIN.
 - 9 PROVIDE SWITCH AND 120 VOLT DUPLEX RECEPTACLE IN SAME 2 GANG BOX.
 - 10 CONNECT TO 1P 20AC BE MADE SPARE BY DEMOLITION. CIRCUIT NUMBERS ARE FOR REFERENCE ONLY.
 - 11 CONNECT TO 2,000 WATT ELECTRIC WATER HEATER EWH-1 ABOVE CEILING.
 - 12 NOT USED.
 - 13 NUTONE P88 LMH WIRELESS PUSHBUTTON.
 - 14 NUTONE LA20WH 3 DOOR CHIME.
 - 15 RECONNECT EXISTING EXHAUST FAN TO 120 VOLT CIRCUIT. INSTALL AND WIRE THERMOSTAT FURNISHED BY M.C.
 - 16 LATHEM DWA-S PROGRAM TIMER.
 - 17 WHEELLOCK (43 T-66 115 S) PROGRAM BELL.
 - 18 PROVIDE CEILING INTERCOM SPEAKER AND CONDUIT SPEAKER SHALL MATCH EXISTING.
 - 19 PROVIDE SPEAKER VOLUME CONTROL AND CONDUIT.
 - 20 PROVIDE INTERCOM BOX FOR INTERCOM CONDUIT. INTERCOM WIRE WILL BE PROVIDED BY OWNER.



- ELEVATOR PIT KEYED NOTES:**
- 1 LIGHT FIXTURE IN PIT (DAY-BRITE VS-150-1-12-W) TO BE MOUNTED 6'-0" ABOVE PIT FLOOR.
 - 2 1 POLE 20 AMP. SWITCH CONTROLLING PIT LIGHT. FIXTURE TO BE MOUNTED 4'-0" ABOVE PIT FLOOR NEAR LADDER OR NEAR PIT DOOR.
 - 3 120V. GFI DUPLEX RECEPTACLE FOR MAINTENANCE. MOUNT 4'-0" ABOVE PIT FLOOR.
 - 4 LIGHT AND GFI MAINTENANCE RECEPTACLE FOR PIT ON DEDICATED 1 POLE 20 AMP. CIRCUIT BREAKER.
 - 5 120V. DUPLEX OR TWIST-LOCK RECEPTACLE FOR SUMP PUMP. MOUNT 1'-4" ABOVE PIT FLOOR.
 - 6 SUMP PUMP ON DEDICATED 1 POLE 20 AMP. GFI CIRCUIT BREAKER.
 - 7 SUMP PUMP CONTROLLER. BY P.C. WIRE FROM CONTROLLER OIL SENSOR TO AUDIBLE/VISUAL ALARM IN ELEVATOR MACHINE ROOM.
 - 8 FIRE ALARM SMOKE DETECTOR IN ELEVATOR VESTIBULE FOR ELEVATOR RECALL.



THIS SEAL AND SIGNATURE APPLY ONLY TO THE DOCUMENT TO WHICH THEY ARE APPLIED, AND THE ENGINEER ASSUMES NO RESPONSIBILITY FOR ANY OTHER PLANS, SPECIFICATIONS, ESTIMATES, REPORTS OR OTHER DOCUMENTS RELATING TO OR IN CONNECTION WITH THIS PROJECT.

Fletcher:: Architects, Inc.

ARCHITECTURE • PLANNING • INTERIORS
1506 NORTH SHELBY HILLS DRIVE
KIRKWOOD, MO 63122
TEL (314) 965-6333
FAX (314) 965-6997
info@fletcher-architects.com

- CONSULTANTS**
- CIVIL ENGINEER:**
FRONTENAC ENGR. GROUP, INC.
16 SUNNEN DR.
ST. LOUIS, MO 63143
PHONE (314) 644-2200
FAX (314) 644-0845
- STRUCT. ENGINEER:**
MBS CONSULTING
1844 LACKLAND HILLS PARKWAY
ST. LOUIS, MO 63105
PHONE (314) 994-7007
FAX (314) 994-3008
- M.E.P. ENGINEER:**
SSC ENGINEERING
550 SPIRIT OF ST. LOUIS BLVD.
CHESTERFIELD, MO 63005
PHONE (636) 630-7770
FAX (636) 630-8777
- HARDWARE CONSULTANT**
8710
5655 PIERRE CT.
ST. LOUIS, MO 63128
PHONE (314) 487-7776
FAX (314) 645-3008
- KITCHEN CONSULTANTS**
THE GEGER GROUP
3608 WATSON ROAD
ST. LOUIS, MO 63139
PHONE (314) 645-2987
FAX (314) 645-3008
- LANDSCAPE ARCHITECT**
AUSTIN TAO AND ASSOC.
2001 LOCUST, 2ND FLOOR
ST. LOUIS, MO 63103
PHONE (314) 436-3999
FAX (314) 436-9130
- INTERIOR DESIGN**
OTOLEO DESIGN ASSOC.
124 WEST WASHINGTON
KIRKWOOD, MO 63122
PHONE (314) 909-1905
FAX (314) 909-1906

PROJECT: ADDITION AND RENOVATIONS TO
McKnight Road
Church of Christ
2515 SOUTH MCKNIGHT ROAD
ST. LOUIS, MO 63124

THE SEAL AND SIGNATURE APPLY ONLY TO THE DOCUMENT TO WHICH THEY ARE APPLIED, AND THE ENGINEER ASSUMES NO RESPONSIBILITY FOR ANY OTHER PLANS, SPECIFICATIONS, ESTIMATES, REPORTS OR OTHER DOCUMENTS RELATING TO OR IN CONNECTION WITH THIS PROJECT.

NO DATE REVISIONS

NO	DATE	REVISIONS

PROJECT NO. 2001239 SHEET NO. E1.3
DRAWN BY: SWW
CHECKED BY: CF
DATE: NOVEMBER 1, 2002

CONSTRUCTION/BID DRAWINGS

SSC Swin, Schuchat, & Corbett Engineering, Inc.

18207 Edison Avenue (636) 630-7700
Chesterfield, Missouri 63005 Fax: (636) 630-7877

KITCHEN EQUIPMENT SCHEDULE table with columns for item no, description, voltage, kw, hp, amps, panel, circuit no, size, poles, remarks.

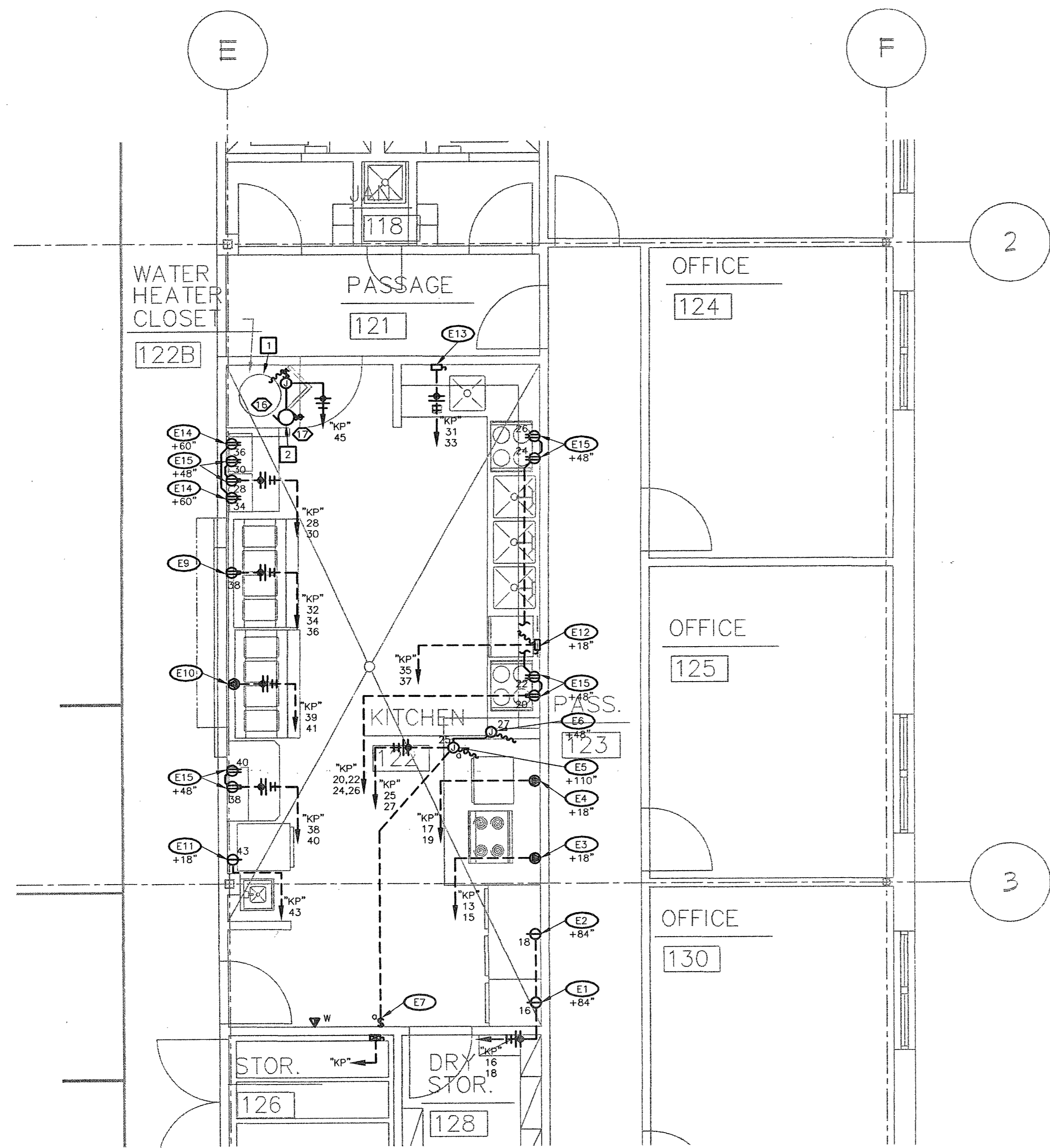
KITCHEN PLAN KEYED NOTES: 1 120 VOLT CIRCUIT AND TOGGLE SWITCH FOR WATER HEATER GWH-1. 2 120 VOLT CIRCUIT AND TOGGLE SWITCH FOR CIRC. PUMP CP-1.

PANEL "KP" (SECTION 1) table with columns for description, voltamps/phase (A, B, C), breaker amp, wire size, phase, and notes.

PANEL "KP" (SECTION 2) table with columns for description, voltamps/phase (A, B, C), breaker amp, wire size, phase, and notes.

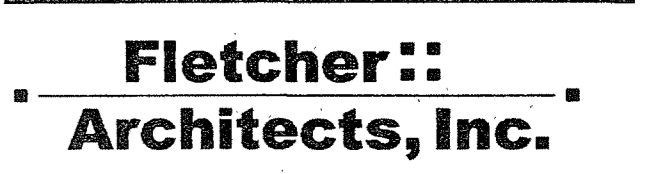
PANEL "LP1" (SECTION 1) table with columns for description, voltamps/phase (A, B, C), breaker amp, wire size, phase, and notes.

PANEL "LP1" (SECTION 2) table with columns for description, voltamps/phase (A, B, C), breaker amp, wire size, phase, and notes.



ELECTRICAL FIRST FLOOR POWER PLAN SCALE: 1/4" = 1' - 0"

THE SEAL AND SIGNATURE APPLY ONLY TO THE DOCUMENT TO WHICH THEY ARE APPLIED, AND WE EXPRESSLY DISCLAIM ANY RESPONSIBILITY OR LIABILITY FOR ANY ERRORS OR OMISSIONS IN ANY OTHER DRAWINGS OR DOCUMENTS.



Fletcher Architects, Inc. ARCHITECTURE ■ PLANNING ■ INTERIORS 1506 NORTH SIGNAL HILLS DRIVE KIRKWOOD, MO 63122

CONSULTANTS CIVIL ENGINEER: FROMENAC ENGR. GROUP, INC. STRUCT. ENGINEER: ASS CONSULTING M.E.P. ENGINEER: SSC ENGINEERING HARDWARE CONSULTANT: THE GEIGER GROUP

LANDSCAPE ARCHITECT: AUSTIN TAO AND ASSOC. INTERIOR DESIGN: OTTOLE DESIGN ASSOC. PROJECT: ADDITION AND RENOVATIONS TO Church of Christ

2515 SOUTH MCKNIGHT ROAD ST. LOUIS, MO 63124

REVISIONS table with columns for NO, DATE, and REVISIONS.

PROJECT NO. 2001239 SHEET NO. E3.0

SSC Swin, Schuchat, & Cornett Engineering, Inc. 18207 Edison Avenue Chesterfield, Missouri 63005

CONSTRUCTION/BID DRAWINGS

CONTROL DIAGRAMS

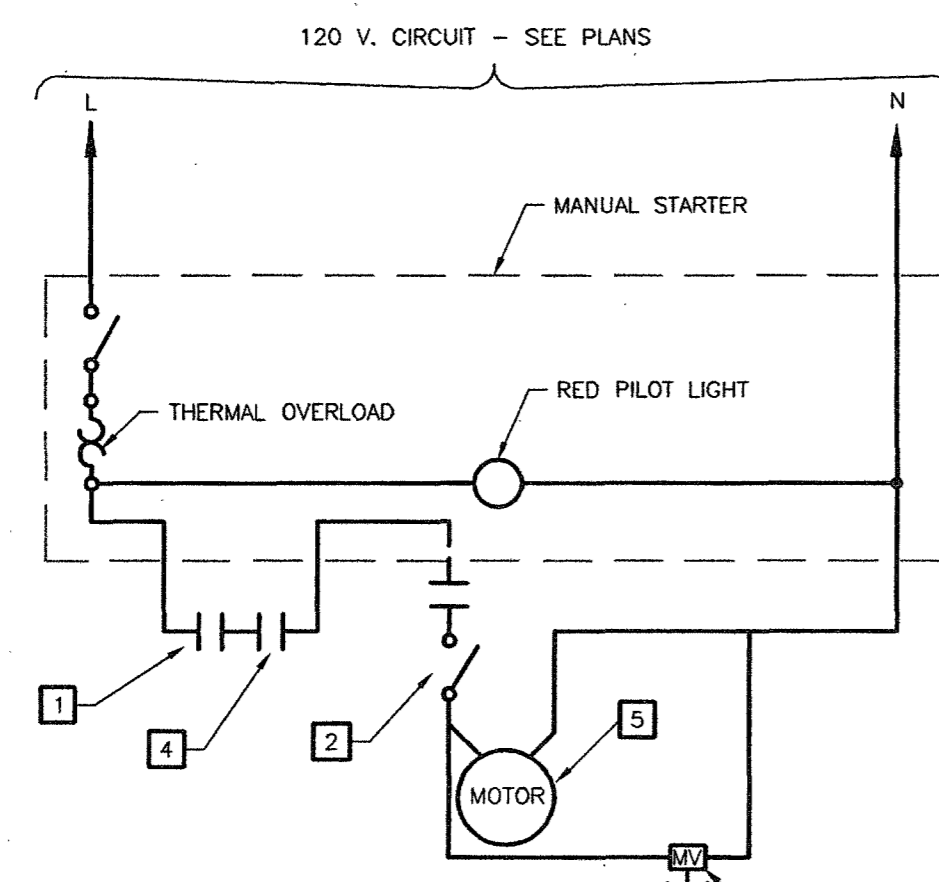
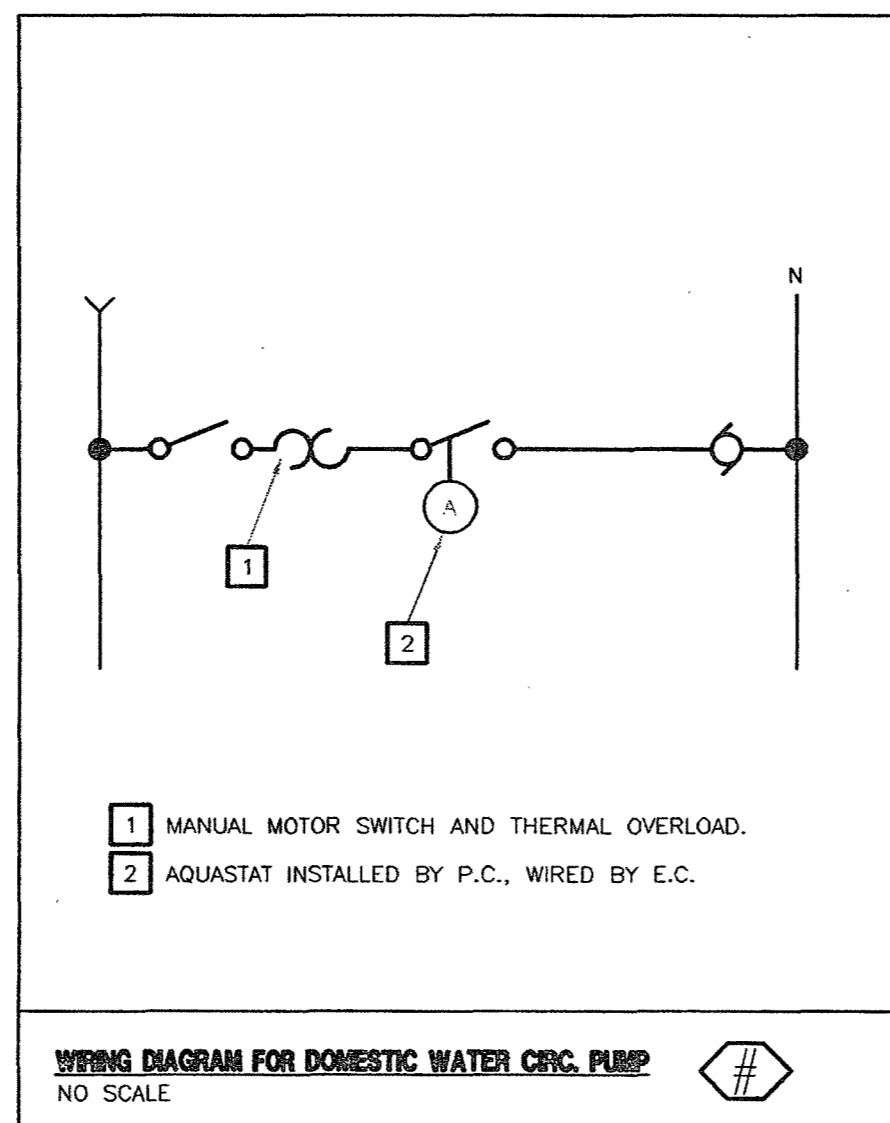


DIAGRAM D-3
NO SCALE

TYPICAL CABINET UNIT HEATER

NOTES:

- 1 CONTROL DEVICE SUCH AS THERMOSTAT, FURNISHED BY M.C., WIRED BY E.C. (WHEN REQUIRED).
- 2 DISCONNECT AT MOTOR WHERE INDICATED ON DRAWING OR REQUIRED BY CODE. DISCONNECT FURNISHED BY M.C. AS PART OF FAN WHEN MOTOR IS ROOF FAN.
- 3 SINGLE PHASE, 120 VOLT MOTOR.
- 4 AQUASTAT FURNISHED BY M.C., WIRED BY E.C.
- 5 120 VAC MOTORIZED VALVE FURNISHED BY M.C., WIRED BY E.C.



WIRING DIAGRAM FOR DOMESTIC WATER CIRC. PUMP
NO SCALE

NOTES FOR SCHEMATIC CONTROL DIAGRAMS:

1. USE MINIMUM #14 AWG CONTROL WIRING.
2. PROVIDE RESET BUTTON IN COVER OF ALL STARTERS.
3. REFER TO MOTOR CONTROL SCHEDULE FOR MOTOR HORSEPOWERS, STARTERS, ETC.
4. ALL CONTROL CIRCUITS TO OPERATE AT 120 VOLTS A.C. UNLESS OTHERWISE NOTED.
5. DO NOT WIRE OVERLOAD CONTACTS OR OTHER SWITCHING DEVICES IN GROUNDED SIDE OF CONTROL CIRCUIT.
6. THESE DIAGRAMS ARE A GUIDE AS TO THE INTENDED MODE OF OPERATION AND REQUIRED INTERLOCKING WIRING. E.C. SHALL REFER TO AND COORDINATE WITH TEMPERATURE CONTROL CONTRACTOR AND PROVIDE ADEQUATELY SIZED TRANSFORMERS IN STARTER AS REQUIRED BY STARTER BURDEN AND CONTROL DEVICE BURDENS.
7. ALL WIRING SHOWN SOLID ON THESE DIAGRAMS ARE BY E.C. UNLESS OTHERWISE NOTED.
8. E.C. TO PROVIDE THE REQUIRED NUMBER OF AUXILIARY CONTACTS IN STARTERS. E.C. TO COORDINATE THE CONTROL TRANSFORMER VA REQUIREMENTS WITH THE TEMPERATURE CONTROL CONTRACTOR AND PROVIDE ADEQUATELY SIZED TRANSFORMERS IN STARTER AS REQUIRED BY STARTER BURDEN AND CONTROL DEVICE BURDENS.
9. THE INDIVIDUAL DIAGRAMS (OTHER THAN D-1) SHOWN ON THIS SHEET ARE APPLICABLE WHEN REFERENCED IN THE "CONTROL DIAGRAM NO." COLUMN IN THE SCHEDULE ABOVE. DIAGRAM D-1 IS APPLICABLE TO ALL MAGNETIC FVNR STARTERS.
10. COORDINATE EXACT LOCATIONS OF MOTORS WITH MECHANICAL DRAWINGS AND M.C. SHOP DRAWINGS.


- PC = PLUMBING CONTRACTOR
 EX = INDICATES EXISTING
 EC = ELECTRICAL CONTRACTOR
 MC = MECHANICAL CONTRACTOR
 TCC = TEMPERATURE CONTROL CONTRACTOR
 ELEV = ELEVATOR CONTRACTOR
 * NON-FUSED, AMPS AND POLES AS REQUIRED UNLESS OTHERWISE NOTED.

MOTOR AND EQUIPMENT SCHEDULE

LINE ITEM #	DESCRIPTION	LOCATION AND OR SERVICES	VOLTS/PHASE	HORSEPOWER (APPROX.)	TOTAL AMPS (APPROX.)	UNIT F.L.A.	CONTROL EQUIPMENT										DISCONNECT	REMARKS
							MANUAL STARTER WITH OVERLOAD PROTECTION	MAGNETIC STARTER	MAG. COMB. STARTER	STARTER SIZE (NEMA)	DISCONNECT SWITCH SWITCH/PAUSE/POLES	CIRCUIT BREAKER BREAKER/POLES	VSD	FACTORY WIRED CONTROL PANEL	DUCT SMOKE DETECTOR BY E.C.	SAFETY SWITCH BY E.C. OR M.C.		
GROUND LEVEL																		
1	ROOF TOP UNIT RTU-1	ROOF	208/3	-	26.8	-	-	-	-	-	-	-	-	-	-	-	SEE POWER RISER	
2	ROOF TOP UNIT RTU-2	ROOF	208/3	-	27.5	-	-	-	-	-	-	-	-	-	-	-	SEE POWER RISER	
3	ROOF TOP UNIT RTU-3	ROOF	208/3	-	166.2	-	-	-	-	-	-	-	-	-	-	-	SEE POWER RISER	
4	ROOF TOP UNIT RTU-4	ROOF	208/3	-	59.6	-	-	-	-	-	-	-	-	-	-	-	SEE POWER RISER	
5	ROOF TOP UNIT RTU-5	ROOF	208/3	-	20.2	-	-	-	-	-	-	-	-	-	-	-	SEE POWER RISER	
6	ROOF TOP UNIT RTU-6	ROOF	208/3	-	26.8	-	-	-	-	-	-	-	-	-	-	-	SEE POWER RISER	
7	ROOF TOP UNIT RTU-7	ROOF	208/3	-	21.6	-	-	-	-	-	-	-	-	-	-	-	SEE POWER RISER	
8	ROOF TOP UNIT RTU-8	ROOF	208/3	-	21.6	-	-	-	-	-	-	-	-	-	-	-	SEE POWER RISER	
9	EXHAUST FAN EF-1	INFANT TOILETS	120/1	1/8	-	-	-	-	-	-	-	-	-	-	-	-	SEE WIRING DIAGRAM ON PLAN SHEET	
10	EXHAUST FAN EF-2	LOCKER RMS./TOILET	120/1	1/20	-	-	-	-	-	-	-	-	-	-	-	-	SEE PANEL SCHEDULE	
11	EXHAUST FAN EF-3	WOMEN'S TOILET RM.	120/1	1/20	-	-	-	-	-	-	-	-	-	-	-	-	SEE PANEL SCHEDULE	
12	EXHAUST FAN EF-4	KITCHEN	120/1	1/20	-	-	-	-	-	-	-	-	-	-	-	-	SEE PANEL SCHEDULE	
13	ELECTRIC HEATER EH-1	VESTIBULE	120/1	-	1.25	-	-	-	-	-	-	-	-	-	-	-	SEE PANEL SCHEDULE	
14	ELECTRIC HEATER EH-2	VESTIBULE	120/1	-	1.25	-	-	-	-	-	-	-	-	-	-	-	SEE PANEL SCHEDULE	
15	WATER HEATER EWH-1	INFANT TOILETS	120/1	-	2.0	16.7	-	-	-	-	-	-	-	-	-	-	SEE PANEL SCHEDULE	
16	WATER HEATER QWH-1	KITCHEN	-	-	-	-	-	-	-	-	-	-	-	-	-	-	SEE PANEL SCHEDULE	
17	RECIRCULATE PUMP RP-1	KITCHEN	-	-	-	-	-	-	-	-	-	-	-	-	-	-	SEE PANEL SCHEDULE	
18	ELEVATOR SUMP PUMP SP-1	ELEV. PIT	-	-	-	-	-	-	-	-	-	-	-	-	-	-	SEE PANEL SCHEDULE	
19	ELEVATOR	ELEVATOR MACHINE RM.	208/3	-	-	-	-	-	-	-	-	-	-	-	-	-	SEE POWER RISER	
20	BASKET BALL BACKBOARD	-	208/3	-	-	-	-	-	-	-	-	-	-	-	-	-	-	
21	BASKET BALL BACKBOARD	-	208/3	-	-	-	-	-	-	-	-	-	-	-	-	-	-	
22	EXHAUST FAN EF-5	EXIST. JANITOR CLOS.	120/1	-	1.14	-	-	-	-	-	-	-	-	-	-	-	-	

GENERAL NOTES:

1. ALL FUSES SHALL BE BUSSMAN LPN OR LPS OR EQUAL UNLESS OTHERWISE NOTED.
2. ALL FANS SHUT DOWN VIA THE TEMPERATURE CONTROLS UPON FIRE ALARM ACTIVATION. SEE FIRE ALARM RISER SHEET ED.2.



**Fletcher:
Architects, Inc.**

ARCHITECTURE • PLANNING • INTERIORS
 1506 NORTH SIGNAL HILLS DRIVE
 KIRKWOOD, MO 63122
 TEL (314) 965-6333
 FAX (314) 965-8997
 info@fletcher-architects.com

CONSULTANTS

CIVIL ENGINEER:

FRONTENAC ENGR. GROUP, INC.
 16 SUNNEN DR.
 ST. LOUIS, MO 63143
 PHONE (314) 644-2200
 FAX (314) 644-0645

STRUCT. ENGINEER:

AMS CONSULTING
 1844 LACKLAND HILLS PARKWAY
 ST. LOUIS, MO 63146
 PHONE (314) 984-7007
 FAX (314) 984-0722

M.E.P. ENGINEER:

SSC ENGINEERING
 550 SPIRIT OF ST. LOUIS BLVD.
 CHESTERFIELD, MO 63005
 PHONE (636) 530-7770
 FAX (636) 530-7877

HARDWARE CONSULTANT

5055 PERRE CT.
 ST. LOUIS, MO 63128
 PHONE (314) 487-7776
 FAX (314) 845-2242

KITCHEN CONSULTANTS

THE GEGER GROUP
 3501 WATSON ROAD
 ST. LOUIS, MO 63139
 PHONE (314) 645-2087
 FAX (314) 645-3208

LANDSCAPE ARCHITECT

AUSTIN TAG AND ASSOC.
 2101 LOCUST, 2ND. FLOOR
 ST. LOUIS, MO 63103
 PHONE (314) 436-3999
 FAX (314) 436-9130

INTERIOR DESIGN

OTIOLU DESIGN ASSOC.
 124 WEST JEFFERSON
 KIRKWOOD, MO 63122
 PHONE (314) 909-1905
 FAX (314) 909-1906

PROJECT:
ADDITION AND RENOVATIONS TO
Mcknight Road
 Church of Christ
 2515 SOUTH MCKNIGHT ROAD
 ST. LOUIS, MO 63124

THE SEAL AND SIGNATURE APPLY ONLY TO THE DOCUMENT TO WHICH THEY ARE AFFIXED, AND WE EXPRESSLY DISCLAIM ANY RESPONSIBILITY AND ESTIMATE OF PERFORMANCE FOR ANY OTHER PLANS, SPECIFICATIONS, ESTIMATES, REPORTS OR OTHER DOCUMENTS OR INSTRUMENTS RELATING TO OR INTENDED TO BE USED FOR ANY PART OR PARTS OF THE PROJECT.

COPYRIGHT 2002 FLETCHER ARCHITECTS, INC.

NO.	DATE	REVISIONS

PROJECT NO. 2001239
 SHEET NO. **E3.1**
 DRAWN BY: JWW
 CHECKED BY: BG
 DATE: NOVEMBER 1, 2002

CONSTRUCTION/BID DRAWINGS

SSC Swin, Schuchat, & Cornett
 Engineering, Inc.
 18207 Edison Avenue
 Chesterfield, Missouri 63005
 (636) 630-7770
 Fax# (636) 630-7877

12/01/2002 12:00:00 PM 12/01/2002 12:00:00 PM